

Confinement-Induced Resonances Revisited

Simon Sala, Philipp-Immanuel Schneider, and Alejandro Saenz

AG Moderne Optik, Institut für Physik, Humboldt-Universität zu Berlin, Newtonstrasse 15, 12489 Berlin, Germany

(Dated: March 13, 2019)

A theoretical model to describe experimentally observed confinement-induced resonances (CIRs) is presented. These resonances are induced by the coupling of the ground trap state to a bound state with specific center-of-mass excitation. The model is verified by ab initio calculations and predicts CIR positions in 1D as well as in 2D confinement in agreement with the experiment. This resolves the contradiction of experimental observations to the so far known theory that fails to explain a splitting of the resonances in 1D and a resonance at positive scattering lengths in 2D confinement.

Low dimensional quantum systems show intriguing phenomena not encountered in three dimensions. For example, a 2D confinement allows for the existence of particles with fractional statistics known as anyons [1]. In 1D a gas of impenetrable Bosons, the Tonks-Girardeau (TG) gas, acquires Fermionic properties [2, 3]. The presently most prominent low dimensional system existing in nature is certainly graphene [4]. Nowadays, one and two-dimensional systems can be experimentally realized in trapped ultracold gases offering a high degree of control [2, 5, 6]. In low dimensional systems confinement-induced resonances (CIRs) have created a great deal of interest. They show great universality as they depend solely on the geometry of the trap. In 1998, Olshanii developed a mapping of the relative-motion Hamiltonian of a system of two atoms confined in a harmonic trap at large anisotropies onto the corresponding purely one-dimensional one [7]. The resulting 1D effective interaction strength g_{1D} shows a divergent behavior at a specific scattering length which leads to the formation of a TG gas [8, 9]. An analogous derivation of the effective 2D interaction strength g_{2D} reveals a similar divergent behavior [10]. A seemingly intuitive picture for the occurrence of the divergence of g_{1D} was provided in [11]. Considering the *relative motion* of two harmonically trapped atoms and introducing specific projectors a Feshbach-like resonance picture was obtained, which is in the following denoted as relative-motion harmonic (RMH) model. Recently, an experimental search for the predicted CIRs was performed by Haller *et al.* [6]. In 1D, a resonance close to the position predicted by the RMH model was found for isotropic transversal confinement. However, the experiment considered also an anisotropic transversal confinement and found an unexpected splitting of the resonance. Furthermore, in 2D confinement a resonance was observed at positive values of the scattering length. A detailed analysis by Peng *et al.* [12] proved formally that these two observations contradict to the RMH model which predicts a single resonance in 1D and a resonance at *negative* scattering lengths in 2D confinement.

In this Letter it is demonstrated that coupling of the center-of-mass (COM) and relative (REL) motion is essential to understand the experimental observations. Such a coupling appears for hetero-nuclear systems or

for identical particles in the presence of anharmonic potentials. In the experiment of Haller *et al.* [6] coupling is caused by the anharmonic terms of the optical lattice confining Cs atoms. The COM-REL coupling (CRC) and strong 1D or 2D confinement leads to a Feshbach-like resonance which will be described by a model denoted as CRC model. In contrast to other theories [11–13] within the CRC approach a pure harmonic confinement of homonuclear systems would *not* lead to a CIR.

For convenience the CRC model is introduced for two *identical* particles in agreement with the experiment. First the model is formulated for 1D geometry and later 2D confinement is considered. The external potential is assumed to be expandable in a power series around the origin and separable in the three spacial directions. In COM and REL coordinates, $\mathbf{r} = \mathbf{r}_1 - \mathbf{r}_2$ and $\mathbf{R} = \frac{1}{2}(\mathbf{r}_1 + \mathbf{r}_2)$, the Hamiltonian is given as

$$H(\mathbf{r}, \mathbf{R}) = T_{\text{REL}}(\mathbf{r}) + T_{\text{COM}}(\mathbf{R}) + V_{\text{REL}}(\mathbf{r}) + V_{\text{COM}}(\mathbf{R}) + U_{\text{int}}(r) + W(\mathbf{r}, \mathbf{R}) \quad (1)$$

where T_{REL} and T_{COM} are the kinetic-energy operators of the REL and COM motion, respectively. V_{REL} and V_{COM} are the separable parts of the potential energy. Thus, W contains only the non-separable terms that are of the form $r_i^n R_i^m$ with $i \in \{x, y, z\}$ and $n, m \in \mathbb{N} \setminus \{0\}$. $U_{\text{int}}(r)$ is the inter-particle interaction which in the CRC model is described by the pseudo potential $U_{\text{int}}(r) = \frac{4\pi\hbar^2 a}{m} \delta(\mathbf{r}) \frac{\partial}{\partial r} r$ where a is the 3D s -wave scattering length and m the atom mass. In the case of an optical lattice in three spatial directions the external potential terms read

$$V_{\text{REL}}(\mathbf{r}) = 2 \sum_{j=x,y,z} V_j \sin^2\left(\frac{1}{2}kr_j\right) \quad (2)$$

$$V_{\text{COM}}(\mathbf{R}) = 2 \sum_{j=x,y,z} V_j \sin^2(kR_j) \quad (3)$$

$$W(\mathbf{r}, \mathbf{R}) = -4 \sum_{j=x,y,z} V_j \sin^2\left(\frac{1}{2}kr_j\right) \sin^2(kR_j) \quad (4)$$

with $k = \frac{2\pi}{\lambda}$ and λ the laser wavelength. V_j is the lattice depth in direction $j \in \{x, y, z\}$. In an optical lattice 1D geometry can be obtained by forming decoupled quasi 1D tubes which requires a sufficient lattice depth in two

transversal directions, e.g., x and y . Consequently, it suffices to consider the physics of a single tube only.

To estimate the energy spectrum the harmonic approximation of a single tube with trap frequencies ω_j and trap lengths $d_j = \sqrt{2\hbar/(m\omega_j)}$ is considered. The confinement is characterized by the anisotropies $\eta_x = \omega_x/\omega_z$ and $\eta_y = \omega_y/\omega_z$ that should be sufficiently large. Within this approximation the coupling between COM and REL motion vanishes. The wavefunctions are thus represented by products of COM and REL eigenstates. The harmonic relative motion Hamiltonian possess a single bound state $\psi^{(b)}(\mathbf{r})$ [14]. The influence of the weak longitudinal confinement on the bound state energy $E_b^{\text{REL}}(a)$ can be neglected [15]. In this case E_b^{REL} and a satisfy the relation

$$\frac{\sqrt{\pi}d_y}{a} = - \int_0^\infty \left(\frac{\sqrt{\beta}e^{\frac{\epsilon t}{2}}}{\sqrt{t(1-e^{-\beta t})(1-e^{-t})}} - t^{-\frac{3}{2}} \right) dt \quad (5)$$

where $\epsilon = (E_b^{\text{REL}} - E_0)/(\hbar\omega_y)$, $E_0 = \frac{\hbar}{2}(\omega_x + \omega_y)$, and $\beta = \omega_x/\omega_y$ [12]. A general expression for the eigenenergies above the REL motion threshold $E_{\text{th}} = \frac{\hbar}{2}(\omega_x + \omega_y + \omega_z)$ is not known. However, the eigenenergy E_1^{REL} of the first trap state $|\psi_1\rangle$ lies in the interval $[E_{\text{th}}, E_{\text{th}} + 2\hbar\omega_z)$ such that for the model $E_1^{\text{REL}} = E_{\text{th}} + \hbar\omega_z$ is chosen. For temperature $T \rightarrow 0$ higher excitations are frozen out. The eigenstates of the COM Hamiltonian factorize as $\Phi_{\mathbf{n}}(\mathbf{R}) = \phi_{n_x}(X)\phi_{n_y}(Y)\phi_{n_z}(Z)$ with $\mathbf{n} = (n_x, n_y, n_z)$ and eigenenergies $E_{\mathbf{n}}^{\text{COM}} = \sum_{j=x,y,z} \hbar\omega_j(n_j + \frac{1}{2})$. When combining REL and COM motion the energies of the bound states become $E_b^{\text{REL}}(a) + E_{\mathbf{n}}^{\text{COM}}$ while the energy of the lowest trap state is given by $E_1^{\text{REL}} + E_{(0,0,0)}^{\text{COM}}$. For $n \neq (0,0,0)$ crossings between the excited bound state and the lowest trap state occur for

$$E_b^{\text{REL}} = E_1^{\text{REL}} - \Delta_{\mathbf{n}} \quad (6)$$

where $\Delta_{\mathbf{n}} = E_{\mathbf{n}}^{\text{COM}} - E_{(0,0,0)}^{\text{COM}}$ is the COM excitation. The corresponding scattering length at the crossing is easily obtained from Eq. (5).

In the following, the influence of the anharmonicity of the confining potentials of Eqs. (2), (3), and (4) is considered. First of all, the non-vanishing term $W(\mathbf{r}, \mathbf{R}) \neq 0$ leads to the coupling between REL and COM states of equal symmetry. Resonances are only observable if the coupling between the crossing states is sufficiently strong. Within the CRC model, the matrix elements defining the coupling strength between a bound state $|\Phi_{\mathbf{n}}\psi^{(b)}\rangle$ with COM excitation $\Delta_{\mathbf{n}}$ and the lowest trap state $|\Phi_{(0,0,0)}\psi_1\rangle$ are $W_{\mathbf{n}} = \langle \Phi_{\mathbf{n}}\psi^{(b)} | W | \psi_1 \Phi_{(0,0,0)} \rangle$. Since $W(\mathbf{r}, \mathbf{R}) = \sum_{j=x,y,z} W_j(r_j, R_j)$ separates in the spacial directions the matrix elements become

$$W_{\mathbf{n}} = \sum_{j=x,y,z} \langle \Phi_{\mathbf{n}}\psi^{(b)} | W_j | \Phi_{(0,0,0)}\psi_1 \rangle. \quad (7)$$

The coupling to a bound state along the weakly confined z direction can be neglected because the bound state has

an extension $d_b \ll d_z$. Hence, $W(z, Z) \approx W(0, Z)$ holds within the extension of the bound state $|z| \leq d_b$ and due to the orthogonality of the REL eigenstates the longitudinal matrix element vanishes, $\langle \Phi_{\mathbf{n}}\psi^{(b)} | W_z | \psi_1 \Phi_{(0,0,0)} \rangle \approx \langle \Phi_{\mathbf{n}} | W_z(z=0, Z) | \Phi_{(0,0,0)} \rangle \langle \psi^{(b)} | \psi_1 \rangle = 0$. With this approximation the coupling matrix element (7) becomes

$$W_{\mathbf{n}} \approx \delta_{n_z,0} \times \left[\delta_{n_y,0} \langle \phi_{n_x}\psi^{(b)} | W_x | \psi_1 \phi_0 \rangle + \delta_{n_x,0} \langle \phi_{n_y}\psi^{(b)} | W_y | \psi_1 \phi_0 \rangle \right]. \quad (8)$$

As implied by Eq. (6), the excitation of the bound state $\Delta_{\mathbf{n}}$ must be nonzero for crossings to exist. It follows directly from Eq. (8) that resonances can only occur for excitations of the bound state in a *single transversal* direction. Moreover, for symmetry reasons the excitations must be even. The coupling connected to the first transversal excitations are dominant because for higher excitations the increasing oscillatory behavior of the wavefunctions reduces the values of the integrals in Eq. (8). Hence, the CIRs in the experiment for the quasi 1D confinement arise dominantly from the coupling matrix elements with quantum numbers $n = (2, 0, 0)$ and $n = (0, 2, 0)$.

Based on these selection rules an approximate prediction for the position of the CIRs can be derived. So far the harmonic approximation is used to determine the energy crossings. For the excitations of the bound state higher COM states are involved so that the influence of the anharmonicity on the COM energy cannot be neglected. Therefore, $\Delta_{\mathbf{n}}$ in Eq. (6) is corrected within first order perturbation theory treating the leading anharmonic (quartic) term of the COM optical lattice, $-\frac{1}{24} \sum_{j=x,y,z} \frac{\hbar\omega_j}{V_j} R_j^4$, as a perturbation. The resulting energy offset $\Delta_{\mathbf{n}}$ becomes

$$\Delta_{(n_x, n_y, n_z)} = \sum_{j=x,y,z} \hbar\omega_j n_j \left(1 - \frac{\hbar\omega_j}{16V_j} [n_j + 1] \right). \quad (9)$$

The CIR positions can now be easily determined using Eqs. (6) and (9) with $n = (2, 0, 0)$ and $n = (0, 2, 0)$. Figure 1 shows that the predicted resonance positions agree perfectly to the experimental positions of maximal atom loss. Note that in [6] a good agreement between experimental results for isotropic transversal confinement and the prediction of the RMH model was only obtained if the “edges”, i.e. the scattering length for which the atom loss starts to rise significantly, were considered as resonances. This unconventional definition of the resonance position is not needed within the CRC model for which the usual concurrence of a resonance with the position of maximal atom loss is recovered [16]. Moreover, the CRC model explains accurately the observed splitting of the resonance for anisotropic transversal confinement.

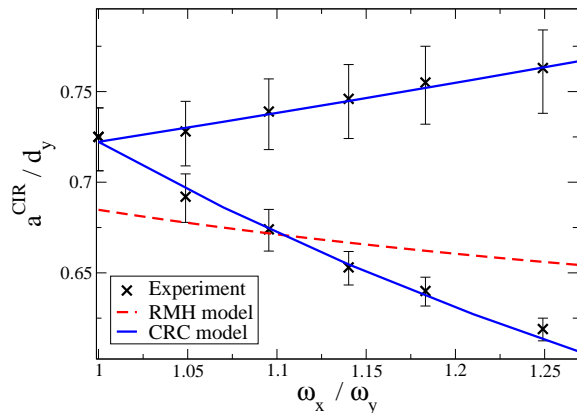


Figure 1. Positions of CIRs in terms of the scattering length for different values of transversal anisotropy in quasi 1D. The experimental positions of maximal particle loss are compared to the predicted CIR positions of the RMH model and the CRC model.

In the following full *ab initio* calculations of the spectrum of the general Hamiltonian (1) are presented to validate the CRC model. The calculations are performed by a full six-dimensional exact-diagonalization approach which uses a basis of B splines and spherical harmonics [17]. To incorporate coupling, sextic potentials are used which are an accurate representation of a single site of an optical lattice [17]. The interaction is described by a Born-Oppenheimer potential which can be varied to tune the scattering length a to arbitrary values. While in the experiment a quasi 1D trap of large anisotropy with $\eta_x \approx \eta_y \approx 900$ is used the calculations are performed with $\eta_x \approx \eta_y = 10$ which is however already well in the quasi 1D regime [15]. Larger anisotropies would lead to an prohibitive computational effort. The transversal confinement is adapted to the experimental setup. A fully coupled spectrum for transversal isotropy ($\eta_x = \eta_y$) is shown in Fig. 2. The complex structure of the energy spectrum is highlighting the importance of the derived selection rules that specify which of the crossing states couple significantly. The coupling strength is proportional to the width of the avoided crossings that can be observed in Fig. 3 and the lower graph of Fig. 2. The selection rules are clearly verified: significant avoided crossings appear only for transversally excited bound states while a longitudinal excitation leads to negligible coupling.

While in the case of isotropic confinement, $\eta_x = \eta_y$, the transversally excited states are degenerate and only a single resonance is visible, for anisotropic confinement, $\eta_x \neq \eta_y$, this degeneracy is lifted. In accordance with the CRC model a splitting of the CIR positions appears in Fig. 3. In Fig. 4 the CIR positions of the *ab initio* calculations and the CRC model are shown. The stronger longitudinal confinement results in a systematic shift of the resonances towards larger values of the scattering length. This is mainly caused by the behavior of the energy of

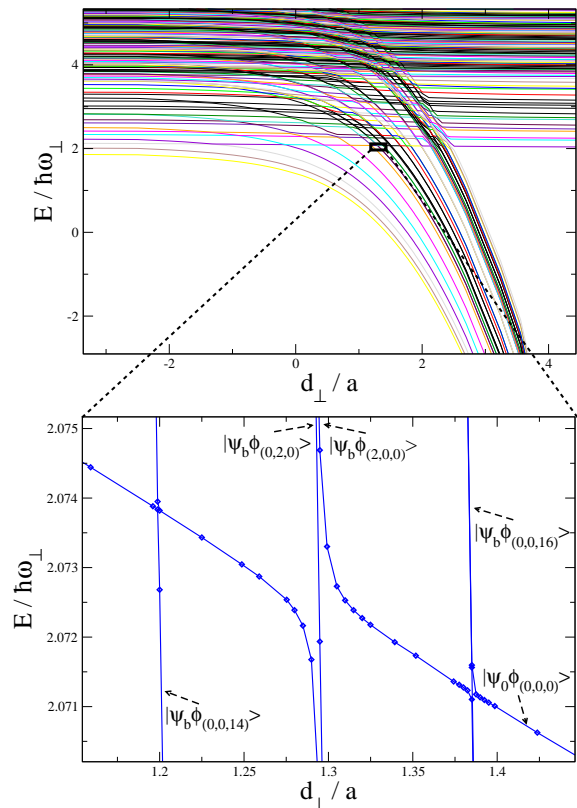


Figure 2. Spectrum of the full coupled Hamiltonian (1) for $\eta_x = \eta_y = 10$ in a sextic trapping potential. The magnified part shows the avoided crossing responsible for the CIR which arises from the crossings of the transversally excited bound states with the ground trap state. The kets indicate the dominant contribution to the states. Only transversally excited states couple strongly while for longitudinal excitation the coupling is very small resulting in almost non-avoided crossings. For isotropic transversal confinement only one CIR occurs due to the degeneracy of the transversal excitation.

the first trap state. Although this energy could only be estimated within the CRC model the deviations to the *ab initio* results are less than 1%. In contrast, the resonance position predicted by the RMH model is independent of the longitudinal confinement.

Finally, the CRC model is applied to 2D confinement which is characterized by a single strong transversal confinement, e.g., in the x -direction (i.e. $\omega_x \gg \omega_y, \omega_z$). Again, considering Eq. (7) the contributions of the weakly confined directions can be neglected. Hence, the coupling matrix element between an excited bound state and the lowest trap state becomes

$$W_{\mathbf{n}} \approx \delta_{n_y,0} \delta_{n_z,0} \langle \phi_{n_x} \psi^{(b)} | W_x | \psi_1 \phi_0 \rangle. \quad (10)$$

Only a transversally excited bound state with $n_x = 2, 4, \dots$; $n_y = n_z = 0$ can lead to coupling. Again, the first excitation $\mathbf{n} = (2, 0, 0)$ is dominant. In the experiment [6] a single resonance is observed for 2D confinement indicated by maximal particle loss at $\frac{a}{d_y} = 0.593$ [18].

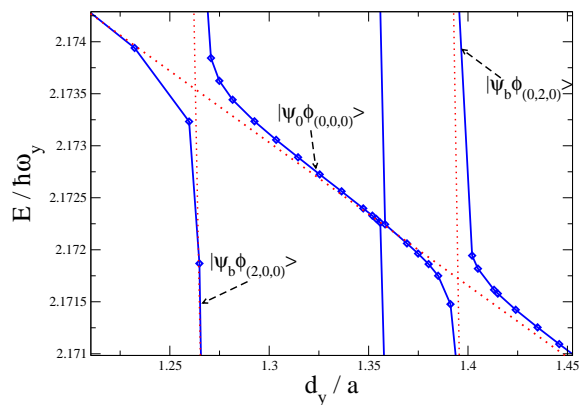


Figure 3. Spectrum of the full coupled Hamiltonian (1) for $\eta_x = 11$ and $\eta_y = 10$ in a sextic trapping potential in the vicinity of the CIRs. The kets indicate the dominant contribution to the states. Only transversally excited bound states couple strongly to the ground trap state as displayed by the size of the avoided crossing. The two CIRs correspond to excitations in either of the transversal directions.

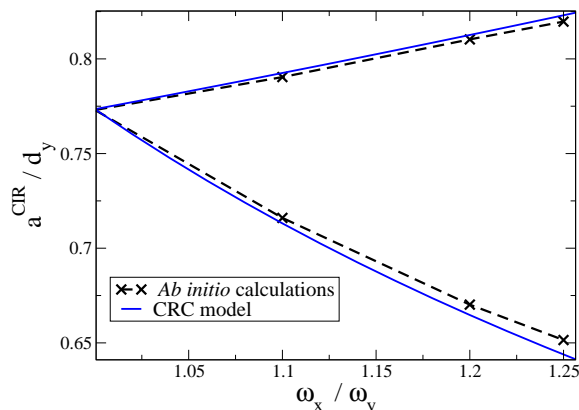


Figure 4. Positions of CIRs for different values of the transversal anisotropy in quasi 1D. The results of the *ab initio* calculations are compared to the prediction of the CRC model.

For the experimental trap parameters the CRC model predicts the CIR at $\frac{a}{d_y} = 0.595$ in perfect agreement. This highlights the fundamental difference to the RMH model which predicts a resonance for *negative* values of the scattering length in 2D confinement.

As in the 1D case the selection rules of the CRC model are confirmed by full *ab initio* calculations. For $\eta_x = 10$ and $\eta_y = 1$ both the *ab initio* calculations and CRC model predict the CIR position at $\frac{a}{d_y} = 0.64$ showing again that the resonance position depends also on the intensity of the weak confinement.

In conclusion, a model describing CIRs is presented that is based on coupling of COM and REL motion. This gives rise to a resonant coupling between the ground trap state and bound states with COM excitation in the tightly confined direction. This resonance picture is clearly validated by comparison to full *ab initio* calcu-

lations and experimental results. In contrast to a previous theory of CIRs the model is able to describe qualitatively and quantitatively the experimental observation of a splitting of the resonance for anisotropic transversal confinement and a resonance at positive scattering lengths for quasi 2D confinement. This highlights the importance of COM and REL motion coupling in systems of low dimensionality. The model has important consequences for the experimental realization of a TG gas. In previous theories the formation of a TG gas and the appearance of a CIR yielding particle loss are equivalent. As demonstrated the resonance position depends sensitively on the energy of the second excited COM state. Hence, it is possible to prepare a system where $g_{1D} \rightarrow \infty$, i.e. the TG limit is reached, while *no* resonance and accompanying atom loss occurs. The same applies to a 2D gas at $g_{2D} \rightarrow \infty$. Since the underlying mechanism of a CIR, i.e. the coupling of a bound state with COM excitation to an unbound state, is of very general nature, we believe that this Feshbach-like phenomenon should be observable in various physical systems.

We are grateful to the *Telekom Stiftung* and *Fonds der Chemischen Industrie* for financial support.

-
- [1] C. Nayak, S. H. Simon, A. Stern, M. Freedman, and S. Das Sarma, *Rev. Mod. Phys.* **80**, 1083 (2008).
 - [2] E. Haller, M. Gustavsson, M. J. Mark, J. G. Danzl, R. Hart, G. Pupillo, and H. Nägerl, *Science* **325**, 1224 (2009).
 - [3] B. Paredes, A. Widera, V. Murg, O. Mandel, S. Fölling, I. Cirac, G. V. Shlyapnikov, T. W. Hänsch, and I. Bloch, *Nature* **429**, 277 (2004); T. Kinoshita, T. Wenger, and D. S. Weiss, *Science* **305**, 1125 (2004).
 - [4] A. K. Geim and K. S. Novoselov, *Nat. Mater.* **6**, 183 (2007).
 - [5] K. Günter, T. Stöferle, H. Moritz, M. Köhl, and T. Esslinger, *Phys. Rev. Lett.* **95**, 230401 (2005).
 - [6] E. Haller, M. J. Mark, R. Hart, J. G. Danzl, L. Reichsöllner, V. Melezhik, P. Schmelcher, and H.-C. Nägerl, *Phys. Rev. Lett.* **104**, 153203 (2010).
 - [7] M. Olshanii, *Phys. Rev. Lett.* **81**, 938 (1998).
 - [8] M. Girardeau, *J. Math. Phys.* **1**, 516 (1960).
 - [9] E. H. Lieb and W. Liniger, *Phys. Rev.* **130**, 1605 (1963).
 - [10] D. S. Petrov, M. Holzmann, and G. V. Shlyapnikov, *Phys. Rev. Lett.* **84**, 2551 (2000).
 - [11] T. Bergeman, M. G. Moore, and M. Olshanii, *Phys. Rev. Lett.* **91**, 163201 (2003).
 - [12] S.-G. Peng, S. S. Bohloul, X.-J. Liu, H. Hu, and P. D. Drummond, *Phys. Rev. A* **82**, 063633 (2010).
 - [13] V. Peano, M. Thorwart, C. Mora, and R. Egger, *New J. Phys.* **7**, 192 (2005).
 - [14] J.-J. Liang and C. Zhang, *Phys. Scr.* **77**, 025302 (2008).
 - [15] Z. Idziaszek and T. Calarco, *Phys. Rev. A* **74**, 022712 (2006).
 - [16] The maximal loss positions are determined by shifting the known “edge” positions by a constant offset $\Delta a = 89a_0$ that is obtained from the isotropic case.

- [17] S. Grishkevich and A. Saenz, Phys.Rev. A **80**, 013403 (2009).
- [18] E. Haller, private communication.