

Topological insulators in filled skutterudites

Binghai Yan¹, Lukas Muehler^{1,2}, Xiao-Liang Qi¹, Shou-Cheng Zhang¹ and Claudia Felser²
¹*Department of Physics, McCullough Building, Stanford University, Stanford, CA 94305-4045, USA*
²*Institut für Anorganische Chemie und Analytische Chemie, Johannes Gutenberg - Universität, 55099 Mainz, Germany*

We propose new topological insulators in cerium filled skutterudite (FS) compounds based on *ab initio* calculations. We find that two compounds CeOs₄As₁₂ and CeOs₄Sb₁₂ are zero gap materials with band inversion between Os-*d* and Ce-*f* orbitals, which are thus parent compounds of two and three-dimensional topological insulators just like bulk HgTe. At low temperature, both compounds become topological Kondo insulators, which are Kondo insulators in the bulk, but have robust Dirac surface states on the boundary. This new family of topological insulators has two advantages compared to previous ones. First, they can have good proximity effect with other superconducting FS compounds to realize Majorana fermions. Second, the antiferromagnetism of CeOs₄Sb₁₂ at low temperature provides a way to realize the massive Dirac fermion with novel topological phenomena.

PACS numbers: 71.20.-b, 73.43.-f, 73.20.-r, 75.30.Mb

The topological insulator (TI) is a new state of quantum matter attracting extensive attention[1–4] for both fundamental physics and technical applications recently. TIs have insulating energy gap in the bulk and accommodate gapless edge or surface states which are protected by time-reversal symmetry (TRS). With TRS broken on the surface of a three-dimensional (3D) insulator, the effective electromagnetic response is described by the topological term $S_\theta = (\theta/2\pi)(\alpha/2\pi) \int d^3x dt \mathbf{E} \cdot \mathbf{B}$, with α the fine-structure constant and the parameter $\theta = 0$ or π for trivial insulator and TI, respectively [5]. This topological response supports many novel topological phenomena, such as image magnetic monopole induced by a point charge[6], topological Faraday and Kerr effects[5] and the realization of axion field in condensed matter physics[7]. Therefore magnetically doped TI for magnetic impurities and ferromagnetism effects are of particular interest. In addition, superconducting proximity effects on the surface states of a 3D TI[8] have been proposed to realize the Majorana fermion which is a promising candidate for quantum computation application. In this letter we report new TI materials which could realize both the antiferromagnetic (AFM) TI and the Majorana fermion. Furthermore they are found to be topological Kondo insulators at low temperature.

HgTe quantum wells were the first TI predicted theoretically[9] and subsequently observed experimentally[10]. The basic mechanism of band inversion driven by spin-orbit coupling (SOC) was discovered in this work and provides a template for most TIs discovered later. Thereafter, many TIs have been proposed and experimentally measured, e.g. Bi₂Se₃ and Bi₂Te₃ crystals[11–13] and TlBiTe₂ [14, 15] crystals. Most of them are known as thermoelectric materials before. At the same time theoretical calculations have predicted many other TI materials which are waiting for experimental verification[3, 4]. Here we find that CeOs₄As₁₂ and CeOs₄Sb₁₂ within the filled skutteru-

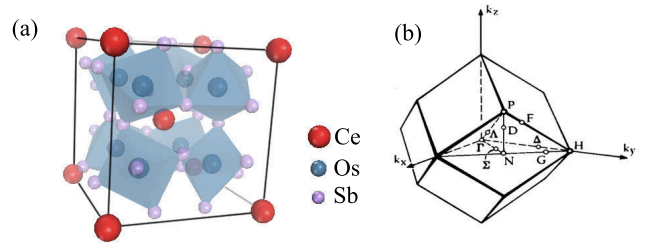


FIG. 1: (Color online) (a) Crystal structures in *bcc* lattice for filled skutterudites RT_4X_{12} (R = rare-earth, T = Fe, Ru or Os, and X = P, As or Sb) in a *bcc* lattice and (b) corresponding first Brillouin zone, in which Γ , N and H are time-reversal invariant points.

dite(FS) class are TI materials. The FS compounds [16] have a chemical formula RT_4X_{12} (R = rare-earth, T = Fe, Ru or Os, and X = P, As or Sb), in which heavy elements are expected to induce strong SOC. Similar to Bi₂Se₃ materials, they are also known for excellent thermoelectric properties [17, 18] Moreover, they exhibit a rich variety of electronic and magnetic ground states at low temperature[19–21], including superconductivity, ferromagnetism, antiferromagnetism and Kondo insulator behavior with hybridization gaps. Among these compounds, most of Ce-based FSs are reported to be insulators[19, 22]. All these reasons motivate us to investigate the Ce-based FSs as TI candidates which can accommodate magnetism and superconductivity proximity.

The FSs crystallize in the *bcc* structure (Im3) shown in Fig.1 and have inversion symmetry. The R atoms, the inversion centres, are located at the body centre and corners of the cubic structure and surrounded by a cage of corner-sharing T_4X_{12} octahedra. We calculated the electronic properties of Ce T_4X_{12} by density-functional theory (DFT) within Perdew-burke-Ernzerhof

TABLE I: The calculated band gap and the \mathbb{Z}_2 topological index. We listed the calculated band gap $E_g(\text{calc.})$ together with the experimental value $E_g(\text{exp.})$ (see ref.21) in unit of eV. The products of parities for time-reversal invariant points in the *bcc* Brillouin zone are shown, including the Γ point and one H point and six N points.

FSs	$E_g(\text{calc.})$	$E_g(\text{exp.})$	Parity	\mathbb{Z}_2
CeFe ₄ P ₁₂	0.38	0.13		
CeFe ₄ As ₁₂	0.16	0,0.01		
CeFe ₄ Sb ₁₂	0.08	0	$\Gamma(-)$	
CeRu ₄ P ₁₂	0.12	0.086	$H(-)$	(0;000)
CeRu ₄ As ₁₂	0.13	0,0.0043	$N(-)$	
CeRu ₄ Sb ₁₂	0.12	0		
CeOs ₄ P ₁₂	0.12	0.034		
CeOs ₄ As ₁₂	0.00	0.0047	$\Gamma(+)$ $H(-)$	(1;000)
CeOs ₄ Sb ₁₂	0.00	0.0009	$N(-)$	

type generalized gradient approximation(GGA).The *Vienna ab initio simulation package* (VASP)[23] with the projected augmented wave method are employed. We adopted the experimental lattice constants (see ref. 19) and fully optimized the atomic positions in the unit cell. SOC is included in our calculations. In addition, WIEN2K package[24] was also used for cross-checking.

The calculated GGA band gap as well as the experimental values are shown in Table I. Our results are well consistent with previous calculations for CeFe₄P₁₂ and CeFe₄Sb₁₂[25] and CeOs₄Sb₁₂[26]. Most materials have a small gap while CeOs₄As₁₂ and CeOs₄Sb₁₂ have a zero gap. We show the band structure of CeOs₄X₁₂ in Fig.2. Take CeOs₄P₁₂ as an example. The Ce-4*f* states hybridize with both Os-5*d* and P-3*p* states near the Fermi energy. A band gap opens due to their hybridization. The hybridization can be overestimated, since GGA tends to underestimate the inter-atomic correlation of Ce-4*f* electrons. Then the calculated band gap is expected to be overestimated[25], which is different from the usual gap underestimation of DFT calculation. This can explain why our calculated band gap is larger than the experimental one. For all these three FSs in Fig.2, the Ce-*f* states exists near the valence top and becomes dominant as the narrow spin-orbit splitting bands at the conduction bottom.

In order to determine their topological features, we use the parity criteria proposed by Fu and Kane[27] to calculate the \mathbb{Z}_2 topological index. The \mathbb{Z}_2 index is determined by the parity of occupied bands on each time-reversal invariant momenta. The *bcc* Brillouin zone has eight time-reversal-invariant points, including the Γ point, six N points equivalent to $(\pi,0,0)$ or $(\pi,\pi,0)$ by point group symmetry, and one H point (π,π,π) . We listed the product of parities for all occupied states at these k -points and corresponding \mathbb{Z}_2 index in Table I. Among them FSs CeOs₄As₁₂ and CeOs₄Sb₁₂ are found to be topological

nontrivial with $\mathbb{Z}_2(1;000)$. Compared to those topological trivial FSs, e.g. CeOs₄P₁₂, a band inversion between Os-*d* (Γ_5^+) and Os-*f* (Γ_{67}^-) bands is found in the band structures, as shown in Fig. 2. The $d(\Gamma_5^+)$ state enters the conduction bands. Both the valence band maximum and conduction band minimum at Γ are *f* (Γ_{67}^-) states and touch with each other. The degeneracy induces a zero band gap. This is similar with HgTe which has *s* (Γ_6)-*p* (Γ_8) band inversion. In order to understand the band structure better, we showed in Fig.3 the Fermi surface at $E_F=0.0$ and -0.1 eV cases for CeOs₄Sb₁₂. At the Fermi surface, there is a small electron pocket around H point from *f* bands and a tiny hole pocket at Γ . For E_F slightly below zero, there is a hole packet around Γ with a little anisotropy, which is due to the top valence band.

To drive CeOs₄As₁₂ and CeOs₄Sb₁₂ into real topological insulators, the degeneracy at Γ point needs to be lifted. There are several possible ways to lift the degeneracy. Firstly, it is possible to fabricate quantum wells using CeOs₄As₁₂ or CeOs₄Sb₁₂ together with above topological trivial FSs as barrier layers, like HgTe-CdTe quantum wells[9, 10]. Then the 2D TI (quantum spin hall effect) can be realized. Secondly, strain can lift up the Γ_{67}^- degeneracy and open a gap at Γ . Then these two materials will become 3D topological insulators, similar to strained HgTe[27–29]. For example, 2% uniaxial strain along (001) direction can open an energy gap at Γ for CeOs₄As₁₂ in our calculation, as shown in Fig. 2(d). Thirdly, a new feature in these two materials compared to previously proposed TI materials is that they can be 3D topological Kondo insulators[30]. At low temperature ($T < 135$ K for CeOs₄As₁₂ and $T < 50$ K for CeOs₄Sb₁₂), both materials are reported to be Kondo insulators[31, 32]. Though the GGA band gap is zero, at low temperature the residual carriers in the system can form Kondo singlets with localized *f* states, leading to a Kondo insulator behavior in transport. Moreover, both materials have *p*-type carrier[33, 34], so that the Fermi level does not cross the bands involved in the band inversion. Consequently, when the carriers become insulating due to Kondo effect, the topological surface state due to the band inversion are expected to remain robust on the surface, so that the system becomes a “topological Kondo insulator” rather than ordinary Kondo insulators. On the contrary, if the carrier is *n*-type, the bands involved in band inversion will be buried below the Fermi level, so that the topological nontrivial nature of the system is lost for high enough carrier density. If the carrier density in this system can be tuned, we expect to see a topological phase transition between the topological Kondo insulator phase for *p* doping and the ordinary Kondo insulator phase for *n* doping. It should be noticed that the topological Kondo insulators studied here are different from those proposed by Dzero *et al.*[30], since the residual carrier density in the FS compounds is low, so that the Kondo effect leading to a Kondo insulator state is

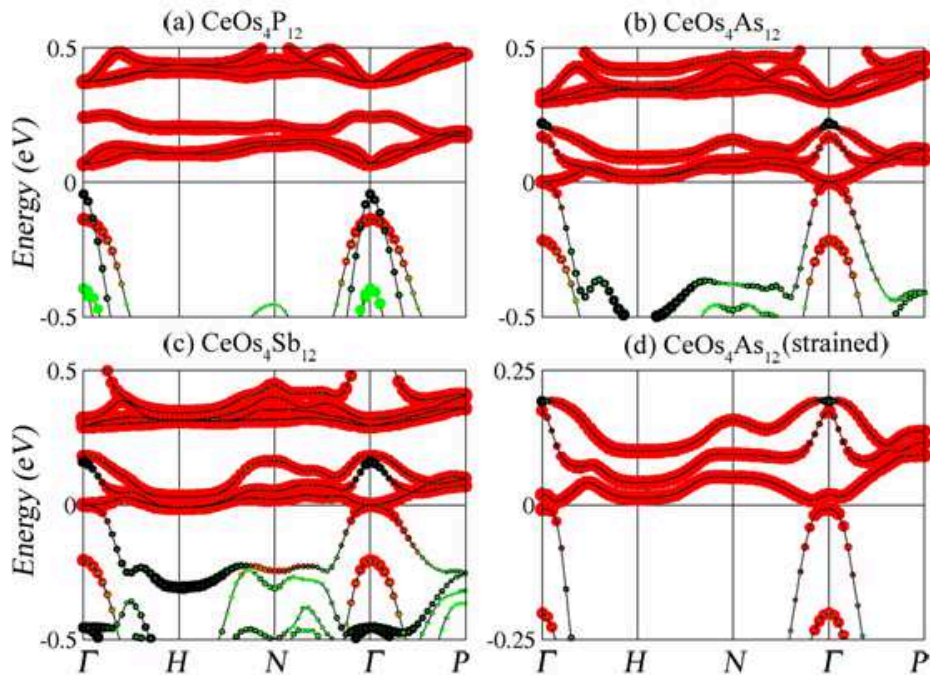


FIG. 2: (Color online) Band structures of (a) $\text{CeOs}_4\text{P}_{12}$, (b) $\text{CeOs}_4\text{As}_{12}$, (c) $\text{CeOs}_4\text{Sb}_{12}$ and (d) strained $\text{CeOs}_4\text{Sb}_{12}$. Red dots stand for the components of Ce- f states, black dots for Os- d states and green for p states. The size of dots represent the relative amplitude of corresponding components. The Fermi energy is set to zero.

expected to be induced by magnetic impurities, rather than a Kondo lattice formed by f -electrons. On a first view the Ce filled FSs have similar electronic structure like the rare earth containing Heusler compounds, which are also predicted to be HgTe-like TIs recently[35, 36]. Among them the heavy-fermion behavior (e.g. YbPtBi) and superconductivity (e.g. LaBiPt) are closely related to f electrons. However, the topological feature of the Heusler compounds are related to a $s-p$ band inversion, different from these FSs.

Recent experiments reveal that $\text{CeOs}_4\text{Sb}_{12}$ has a AFM phase below 1 K[37]. (It should be noted in above calculations we constrained the magnetic moments as zero to keep the TRS, since the total energy difference between with and without magnetic moments is negligible small and beyond the accuracy of DF calculations) The existence of AFM order provides a possible way to realize the massive Dirac fermion state with many exotic topological phenomena without requiring magnetic doping. For example, the spin wave in the AFM phase is expected to have “axionic” coupling to photons, leading to the axion polariton effect and a new kind of tunable optical modulator[7]. Moreover, in proximity with their superconducting FS neighbors, e.g. $\text{LaT}_4\text{X}_{12}$, both $\text{CeOs}_4\text{As}_{12}$ and $\text{CeOs}_4\text{Sb}_{12}$ can help to realize the topological superconductivity as both 3D and 2D TIs.

In summary, we proposed two FS compounds

$\text{CeOs}_4\text{As}_{12}$ and $\text{CeOs}_4\text{Sb}_{12}$ as new topological insulators. Up to now the experimentally measured TI materials include only $s-p$ band inversion such as HgTe and $p-p$ band inversion such as Bi_2Se_3 family. Different from them, these two TIs have $d-f$ band inversion. They have two advantages compared to previous ones. Firstly, they can have good proximity with other superconducting FS compounds to realize Majorana fermions. Secondly, the antiferromagnetism of $\text{CeOs}_4\text{Sb}_{12}$ at low temperature provides a way to realize the massive Dirac fermion with exotic topological phenomena. Moreover, their rich physics offers a platform for topological Kondo effects. At low temperature, both compounds become topological Kondo insulators, i.e. they are Kondo insulators in the bulk, but have robust Dirac surface states on the boundary. After the completion of this work, we became aware of recent work on the skutterudite CoSb_3 [38], which is near the topological critical point.

We acknowledge B. Maple and Y.L. Chen for the grateful discussion. This work is supported by the Department of Energy, Office of Basic Energy Sciences, Division of Materials Sciences and Engineering, under contract DE-AC02-76SF00515 and by the Keck foundation. B. Y. thanks the support by the Supercomputer Center of Northern Germany (HLRN Grant No. hbp00002). L. M. gratefully acknowledges financial support by the Graduate “School of Excellence Material science in Mainz”

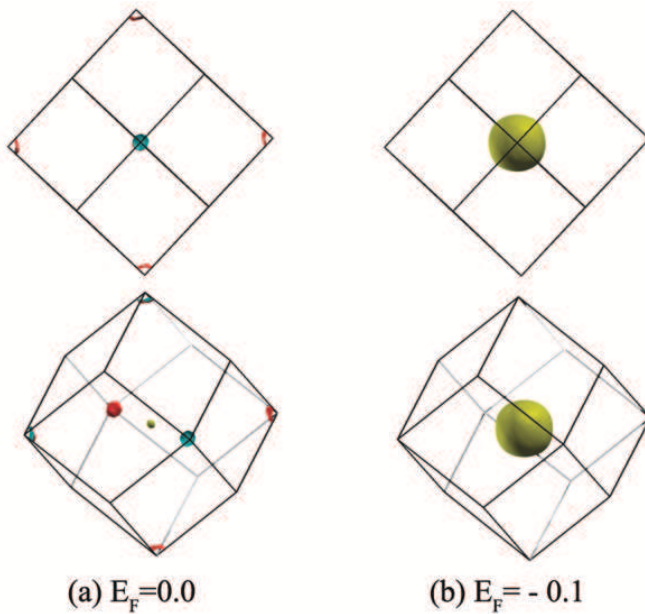


FIG. 3: (Color online) Fermi surface for $\text{CeOs}_4\text{Sb}_{12}$ at $E_F =$ (a) 0.0 and (b) -0.1 eV. The top and side views are shown in upper and lower panels, respectively.

(MAINZ).

- [1] X. Qi and S. Zhang, *Physics Today* **63**, 33 (2010).
- [2] J. Moore, *Nature* **464**, 194 (2010).
- [3] M. Z. Hasan and C. L. Kane, *Rev. Mod. Phys.* **82**, 3045 (2010).
- [4] X.-L. Qi and S.-C. Zhang, *Topological insulators and superconductors*, e-print arXiv:1008.2026 (2010).
- [5] X.-L. Qi, T. L. Hughes, and S.-C. Zhang, *Phys. Rev. B* **78**, 195424 (2008).
- [6] X. Qi, R. Li, J. Zang, and S. Zhang, *Science* **323**, 1184 (2009).
- [7] R. Li, J. Wang, X.-L. Qi, and S.-C. Zhang, *Nature Physics* **6**, 284 (2010).
- [8] L. Fu and C. L. Kane, *Phys. Rev. Lett.* **100**, 096407 (2008).
- [9] B. A. Bernevig, T. L. Hughes, and S.C. Zhang, *Science* **314**, 1757 (2006).
- [10] M. König, S. Wiedmann, C. Brüne, A. Roth, H. Buhmann, L. Molenkamp, X.-L. Qi, and S.-C. Zhang, *Science* **318**, 766 (2007).
- [11] H. Zhang, C.-X. Liu, X.-L. Qi, X. Dai, Z. Fang, and S.-C. Zhang, *Nature Physics* **5**, 438 (2009).
- [12] Y. Xia, D. Qian, D. Hsieh, L. Wray, A. Pal, H. Lin, A. Bansil, D. Grauer, Y. S. Hor, R. J. Cava, et al., *Nature Physics* **5**, 398 (2009).
- [13] Y. L. Chen, J. G. Analytis, J.-H. Chu, Z. K. Liu, S.-K. Mo, X. L. Qi, H. J. Zhang, D. H. Lu, X. Dai, Z. Fang, et al., *Science* **325**, 178 (2009).
- [14] B. Yan, C.-X. Liu, H.-J. Zhang, C.-Y. Yam, X.-L. Qi, T. Frauenheim, and S.-C. Zhang, *Europhysics Letters* **90**, 37002 (2010).
- [15] Y. L. Chen, Z. K. Liu, J. G. Analytis, J.-H. Chu, H. J. Zhang, B. H. Yan, S.-K. Mo, R. G. Moore, D. H. Lu, I. R. Fisher, et al., *Phys. Rev. Lett.* **105**, 266401 (2010).
- [16] W. Jeitschko and D. Braun, *Acta Crystall. B* **33**, 3401 (1977).
- [17] B. C. Sales, D. Mandrus, and R. Williams, *Science* **272**, 1325 (1996).
- [18] J. P. Fleurial, A. Borshchevsky, T. Caillat, D. T. Morelli, and G. P. Meisner, 15th International Conference on Thermoelectrics, IEEE Catalog 96TH8169, Piscataway, NJ p. 91 (1996).
- [19] B. C. Sales, *Handbook on the Physics and Chemistry of Rare Earths* **33**, 1 (2003), ISSN 0168-1273.
- [20] M. B. Maple, Z. Henkie, R. E. Baumbach, T. A. Sayles, N. P. Butch, P. C. Ho, T. Yanagisawa, W. M. Yuhasz, R. Wawryk, T. Cichorek, et al., *J Phys Soc Jpn* **77**, 7 (2008).
- [21] H. Sato, H. Sugawara, Y. Aoki, and H. Harima, *Handbook of Magnetic Materials* **18**, 1 (2009), ISSN 1567-2719.
- [22] M. B. Maple, R. E. Baumbach, J. J. Hamlin, P. C. Ho, L. Shu, D. E. MacLaughlin, Z. Henkie, R. Wawryk, T. Cichorek, and A. Pietraszko, *Properties and Applications of Thermoelectric Materials* pp. 1–18 (2009).
- [23] G. Kresse and J. Hafner, *Phys. Rev. B* **47**, 558 (1993).
- [24] P. Blaha, K. Schwarz, G. Madsen, D. Kvasnicka, and J. Luitz, *WIEN2k, An Augmented Plane Wave+ Local Orbitals Program for calculating Crystal Properties*, Technische Universität Wien, Austria (2001).
- [25] L. Nordström and D. Singh, *Physical Review B* **53**, 1103 (1996), ISSN 1550-235X.
- [26] H. Harima and K. Takegahara, *Journal of Physics: Condensed Matter* **15**, S2081 (2003).
- [27] L. Fu and C. L. Kane, *Phys. Rev. B* **76**, 045302 (2007).
- [28] X. Dai, T. L. Hughes, X.-L. Qi, Z. Fang, and S.-C. Zhang, *Phys. Rev. B* **77**, 125319 (2008).
- [29] C. Bruene, C. X. Liu, E. G. Novik, E. M. Hankiewicz, H. Buhmann, Y. L. Chen, X. L. Qi, Z. X. Shen, S. C. Zhang, and L. W. Molenkamp, e-print arXiv:1101.2627 (2011).
- [30] M. Dzero, K. Sun, V. Galitski, and P. Coleman, *Phys. Rev. Lett.* **104**, 106408 (2010).
- [31] E. Bauer, A. Slebarski, E. Freeman, C. Sirvent, and M. Maple, *Journal of Physics: Condensed Matter* **13**, 4495 (2001).
- [32] R. Baumbach, P. Ho, T. Sayles, M. Maple, R. Wawryk, T. Cichorek, A. Pietraszko, and Z. Henkie, *Proceedings of the National Academy of Sciences* **105**, 17307 (2008), ISSN 0027-8424.
- [33] H. Sugawara, S. Osaki, M. Kobayashi, T. Namiki, S. R. Saha, Y. Aoki, and H. Sato, *Phys. Rev. B* **71**, 125127 (2005).
- [34] Brian Maple, private communication.
- [35] S. Chadov, X. L. Qi, J. Kübler, G. H. Fecher, C. Felser, and S. C. Zhang, *Nature Mater.* **9**, 541 (2010), and references cited therein.
- [36] H. Lin, L. A. Wray, Y. Xia, S. Xu, S. Jia, R. J. Cava, A. Bansil, and M. Z. Hasan, *Nature Mater.* **9**, 546 (2010).
- [37] C. Yang, H. Wang, J. Hu, K. Iwasa, M. Kohgi, H. Sugawara, and H. Sato, *J. Phys. Chem. C* **111**, 2391 (2007).
- [38] J. C. Smith, S. Banerjee, V. Pardo, and W. E. Pickett, *Phys. Rev. Lett.* **106**, 056401 (2011).