

# ***SOLENOIDALITY OF A MAGNETIC INDUCTION FIELD*** **AND CONSERVATION OF TOTAL MOMENTUM**

**(Short Title: Solenoidality and Total Momentum;**

**Subtitle: Antinomies on existence of magnetic monopoles)**

*S. Severini<sup>1,a</sup>, A. Settini<sup>2,b</sup>*

<sup>1</sup> Centro Interforze Studi per le Applicazioni Militari (CISAM),

Via della Bigattiera lato monte 10, 56122 San Piero a Grado, Pisa, Italy

<sup>2</sup> Istituto Nazionale di Geofisica e Vulcanologia,

Sezione di Geomagnetismo, Aeronomia e Geofisica Ambientale,

via di Vigna Murata 605, 00143 Rome, Italy

<sup>a</sup> e-mail: [sergio.severini@aeronautica.difesa.it](mailto:sergio.severini@aeronautica.difesa.it) ;

<sup>b</sup> e-mail: [alessandro.settimi@ingv.it](mailto:alessandro.settimi@ingv.it) .

## Abstract

The following scientific essay proposes to discuss the physical aspects of a system consisting of some non-relativistic massive charged particles, that are the sources in motion of an electromagnetic field (e.m.) propagating through the space, filled by a linear, homogeneous, and isotropic material medium. The physical link between the conservation of total momentum and the *solenoidality* of a magnetic induction field is investigated. After a careful review of all the more widely sustained didactic justifications for the solenoidality of magnetic induction, some properties of the Maxwell e.m. stress tensor are defined according to Minkowski. This study presents a new framework wherein the necessary condition for the free-divergence of magnetic induction in the entire space, here named as *solenoidality* condition, derives directly from the total momentum conservation of the system, *i.e.* sources plus field.

### Keywords:

Classical electromagnetism, second Maxwell equation;

Momentum conservation;

Symmetry and Magnetic monopoles.

## 1. Introduction.

The elegant description of the electromagnetic (e.m.) field provided by Maxwell's equations is certainly well consolidated in physics. Numerous texts repeat these equations in detail along with their relative developments and applications [1-3]. The present scientific essay mainly discusses Maxwell's equation for the divergence of a magnetic induction field  $\vec{B}$  [in units of Tesla = T], arriving at a new interpretation of the same. First, a systematic discussion is provided of all the theoretical motivations that underlie the *solenoidality* of  $\vec{B}$ , followed by a detailed discussion of how this property is linked to a more general symmetry of the physical system subsequently analyzed. A system formed by non-relativistic massive charged particles moving within an e.m. field will be considered. Let us consider a system consisting of some non-relativistic massive charged particles, that are the sources in motion of an electromagnetic field (e.m.) propagating through the space, filled by a linear, homogeneous, and isotropic material medium. It is demonstrated that the solenoidality of magnetic induction necessarily depends on the conservation of the total momentum of the entire system, *i.e.* sources plus field. The entire space, linear for natural hypothesis, is here assumed to be homogeneous and isotropic just in order to simplify the physical-mathematical treatise. In fact, in conditions of non-homogeneity and anisotropy, however, a link between *solenoidality* and momentum would be still occurred, by promoting the dielectric permittivity and the magnetic permeability from scalars constant over all the space to tensors depending from position. The idea of the connection between total momentum and solenoidality was suggested by observing the structure of Lorentz equation in which magnetic induction acts perpendicularly to the particle's velocity so that no work's variation is produced. In an isolated system, the total momentum (for further discussion refs. [4-6]) is a constant of motion and thus invariant (also see refs. [7-12]) from which the necessary condition on the solenoidality for  $\vec{B}$  is deduced. This study proposes to achieve a result that leave some open questions about the theories

of magnetic monopoles and the associated analytical-experimental developments; readers interested on these topics are referred to the vast bibliography in literature for the in-depth analysis of various subjects [13-17]. However, in our work, special conditions of symmetry are going to be discussed in which the hypothesis of non-solenoidality for the magnetic induction field, and therefore the existence of magnetic monopoles, may coexist in a consistent way with the conservation of total momentum.

The present scientific essay, however, cannot disregard from reviewing the definition of electromagnetic (e.m.) energy and momentum as discussed in literature. Energy and momentum are constant quantities, as a matter of the conservation laws, even in the case of free evolution, i.e. in the absence of external perturbations. The definitions and expressions for e.m. momentum density and Maxwell e.m. stress tensor in vacuum have been clearly identified and are widely accepted [18]. The Maxwell stress tensor is a concise way to represent the conservation properties of an unimpeded flow field. For most types of simple flow, the stress tensor is well-defined, with the notable exception of the e.m. field in a linear dielectric material. The Abraham–Minkowski controversy regarding the momentum of electromagnetic fields in a dielectric started with the derivation of the e.m. momentum density  $\vec{p}_{em} = \vec{D} \times \vec{B}$  by Minkowski [19]. Noting that the unsymmetrical Minkowski tensor does not support conservation of angular momentum, Abraham [20] proposed a symmetric momentum density  $\vec{p}_{em} = \vec{E} \times \vec{H} / c^2$ , but requiring the introduction of a new phenomenological force.

In both case, the electromagnetic (e.m.) momentum is not independent of the energy, which is also quadratic in the e.m. field. In order to address this constraint and further issues, Einstein and Laub [21], together with others, proposed variants of the Maxwell stress tensor. Experimental efforts to solve the theoretical impasse have not been proven definitively. While some experiments favor the Abraham formula, other experiments support Minkowski version [22]. Theoretical analyses performed by Gordon [23] and Peierls [24] have concluded that: (a) Abraham momentum provides

the e.m. part momentum of waves in the medium, but excludes the mechanical part momentum carried by the medium itself; (b) Minkowski momentum is actually a pseudo-momentum, resulting from the invariance of physical laws with respect to the displacement of medium coordinates; this can be illustrated more clearly using both spatial (Eulerian) and material (Lagrangian) coordinates [25-26]. Recent review articles can also be found in scientific literature for an overview on this subject [27-31].

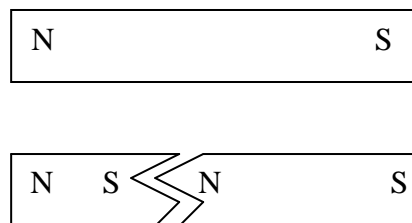
This study adopts the Minkowski definition of electromagnetic (e.m.) density momentum, in agreement with the point of view discussed in ref. [32]. In authors' opinion, the "macroscopic" form for the electromagnetic stress tensor in any media due to Minkowski is conceptually preferable to the "like-vacuum" form for the above mentioned tensor in dielectrics due to Abraham because the Minkowski form indicates the stress without any needing to attribute to the medium an unrealistic ability to transport a mechanical force field at the speed of light such as to exert an increasing of the stress due to e.m. waves from  $\epsilon_0 E^2$  to  $\epsilon_0 \epsilon_r E^2$ . Clearly, it is wave propagation, not transmission by mechanical means that accounts for the transport of momentum. Moreover, in this work, the nomenclature and units follow the internationally accepted rules and conventions: the International System of units (SI) is used. Finally, although the reader might criticize that our work does not agree with the Abraham definition of e.m. momentum density, anyway, in authors' opinion, it is straightforward that the result proposed holds in general and would seem to confirm indirectly the correctness of Minkowski definition. This result is obviously independent from the SI units and continues being valid even for the other systems of measurement units.

Given this introductory review, the following theoretical treatise is so structured: section 2 introduces the magnetic field and dipoles in the stationary and non stationary case; in sec. 3, after a briefly but self consistent discussion on the momentum of electromagnetic field, the *solenoidality* of magnetic induction field derived from the conservation of total momentum is deduced. The conclusions are drawn up in sec. 4. Finally, an outline of the somewhat lengthy calculations needed

to better understand some of those mathematical passages proposed in the text is presented in Appendices A and B.

## 2. Magnetic field and dipoles.

The existence of magnetic forces naturally leads to the introduction of a vector field, known as a magnetic field. With respect to an electric field, the magnetic field has substantially different characteristics: this follows from the fact that while positive electric charges can exist separately from negative charges, until proven otherwise, it is not possible to isolate magnetic monopoles, which are instead always coupled in magnetic dipoles. The most common example that is often cited to highlight this property [1-3][18] is that breaking a magnetic bar with south pole and north pole extremities produces two shorter bars, each terminating with a south pole and a north pole (see fig. 1). As a consequence magnetic fields have very different characteristics from electrical fields: the lines of force are always closed lines and so the outgoing flow from any closed surface is always zero, while in an electrical field the lines of force arise from positive charges (field sources) and finish on negative charges (field drains). Also, the forces acting on small magnetized objects (magnetic needles) take the typical form of dipole actions, rather than actions produced by point-source charges.



**Figure 1.** The breaking of a magnet forms two little magnets.

On the basis of current scientific knowledge of electromagnetic fields, and in particular of the magnetic component  $\vec{B}$ , it is no longer didactically satisfactory to heuristically justify Maxwell's

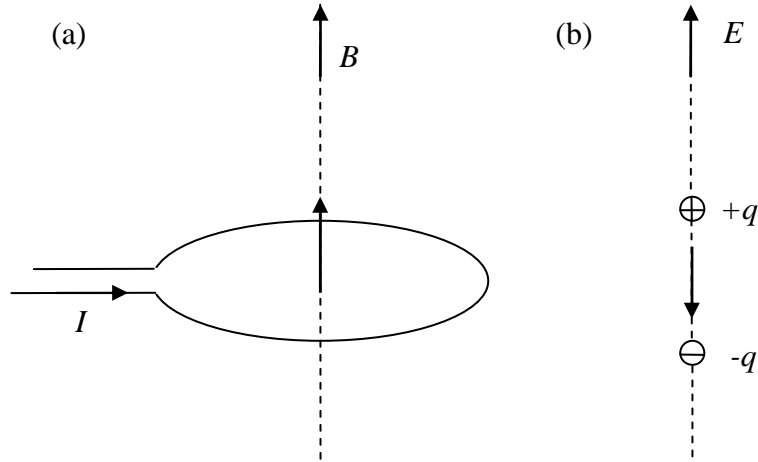
second equation  $\text{div}\vec{B} = \nabla \cdot \vec{B} = 0$  by asserting first that, for symmetry with the electrical field one should have  $\nabla \cdot \vec{B} = \rho_m$  and then imposing that spatial density of magnetic charge is zero, *i.e.*  $\rho_m=0$  [13-17].

Subsequently, for summary and didactic purposes, some alternative justifications for solenoidality of  $\vec{B}$  are provided for the convenience of readers, already proposed in texts books on electromagnetism, with reference to two specific cases: stationary and non stationary. The subsequent section 3, will discuss the solenoidality of magnetic induction, highlighting how it originates out of considerations of symmetry (see ref. [33]), that is, by conservation of momentum.



## 2.1. Stationary case.

In refs. [1-3][18] it is observed repeatedly that a small rigid coil carrying a steady current behaves like a magnetic dipole: in other words, when this rigid coil is immersed in a continuous magnetic induction field  $\vec{B}_0$  such that does not vary significantly moving over the surface of the coil, the mechanical forces exerted on the coil are formally identical to the forces acting on an electrical dipole dipped in an electrostatic field. Analogously, the field  $\vec{B}_0$  produced by the coil in vacuum, for distances much greater than its geometric dimensions, shows the same trend of the electrostatic field  $\vec{E}_0$  [in units of Volt/m = V/m] produced in vacuum by an electrical dipole.



**Figure 2.** Similarities between magnetic (a) and electric (b) dipoles.

However, this analogy holds only in the far field approximation: indeed, inside an electrical dipole (on the axis between the two point charges forming the dipole) the field  $\vec{E}_0$  has the opposite direction with respect to the direction of far field produced by the same dipole on its axis; while next to the coil centre, the vector  $\vec{B}_0$  has the same direction that it has externally at any point on the

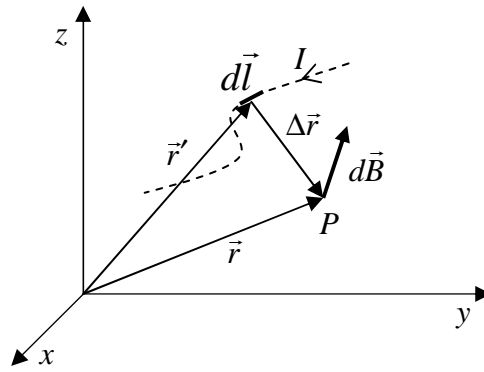
perpendicular axis to the coil plane (see fig. 2). In other words, the lines of force of  $\vec{B}_0$  are always closed lines: they cannot emerge from a point or converge towards a point, because a magnetic field does not permit either sources or drains (according to refs. [1-3][18], monopole magnets do not exist). Conversely, the lines of force of  $\vec{E}_0$  emerge from points in which the positive charges are located (field sources) and converge at points in which the negative charges are localized (field drains).

Consequently, the properties of the vector  $\vec{B}_0$  are deeply different from those of the field  $\vec{E}_0$ :  $\vec{E}_0$  is conservative [ $\oint_l \vec{E}_0 \cdot d\vec{l} = 0$ ; that is in local form  $\text{rot}\vec{E}_0 = \nabla \times \vec{E}_0 \equiv 0$ ] and its flow out of a closed surface is generally not zero [Gauss's law :  $\int_s \vec{E}_0 \cdot \hat{n} dS = Q/\epsilon_0$ , when  $Q$  is equal to the algebraic sum of the charges contained within a surface  $S$  and  $\epsilon_0$  is the vacuum dielectric constant, which in the International System (SI) is  $\epsilon_0 = 8.854 \cdot 10^{-12} \text{ C}^2/(\text{N} \cdot \text{m}^2)$ ; or in local form  $\nabla \cdot \vec{E}_0 \equiv \rho/\epsilon_0$ , when  $\rho$  is the spatial density of electrical charge, in units of  $\text{Coulomb}/\text{m}^3 = \text{C}/\text{m}^3$ ]; on one side  $\vec{B}_0$  is with a flow that is always zero through a closed surface, but conversely it is not conservative; which means that it translates naturally into different properties from the point of view of local differential.

As described in refs. [1-3][18], the vector  $\vec{B}_0$  is generated by moving charges (by electric currents). It is didactically relevant at this point to cite the experience of Oersted, who highlighted how a wire carrying steady current reproduces a magnetic field in the surrounding space. A long series of experiments led to the conclusion that, having established a reference system, a stationary circuit  $l'$  in which a continuous current circulates  $I$  [in units of Ampere = A] generates in the surrounding empty space a magnetic induction field  $\vec{B}_0$  which can be calculated as the sum of elementary contributions  $d\vec{B}_0$  produced by single elements  $d\vec{l}'$  of the circuit, for which the expression is:

$$d\vec{B}_0 = \frac{\mu_0}{4\pi} I \frac{d\vec{l}' \times \Delta\vec{r}}{|\Delta\vec{r}|^3}, \quad (2.1)$$

where  $\Delta\vec{r} = \vec{r} - \vec{r}'$  is the difference between the position vector  $\vec{r}$  of the point  $P$  at which the field is to be calculated and the position vector  $\vec{r}'$  of the element  $d\vec{l}'$  with reference to fig. 3. The constant  $\mu_0$ , known as the vacuum magnetic permeability, in SI units is  $\mu_0 = 4\pi \cdot 10^{-7} \text{ N/A}^2$ .



**Figure 3.** Field  $d\vec{B}$  generated by the infinitesimal current element  $I d\vec{l}$  (Biot-Savart).

The eq. (2.1) is often referred to as the Biot-Savart-Laplace law. Obviously eq. (2.1) represents a theoretical extrapolation of experimental situations with finite circuits; its verification derives from the observation that the field  $\vec{B}_0$  generated by a finite circuit  $l'$  and measured in the surrounding space satisfies the relation:

$$\vec{B}_0(\vec{r}) = \frac{\mu_0}{4\pi} \oint_{l'} I \frac{d\vec{l}' \times \Delta\vec{r}}{|\Delta\vec{r}|^3}. \quad (2.2)$$

The relations (2.1) and (2.2) refer to filamentary circuits, wherein the surface  $S'$  of the conductor has negligible linear dimensions. The eqs. (2.1) and (2.2) represent the fundamental law of magnetostatics in vacuum.

Applying the divergence operator to the general relation (2.2) [but the same result would be obtained starting from the more general eq. (2.1)]; gives:

$$\nabla \cdot \vec{B}_0 = \frac{\mu_0}{4\pi} \nabla \cdot \oint_{I'} I \frac{d\vec{l}' \times \Delta\vec{r}}{|\Delta\vec{r}|^3} = \frac{\mu_0 I}{4\pi} \oint_{I'} \nabla \cdot \left( d\vec{l}' \times \frac{\Delta\vec{r}}{|\Delta\vec{r}|^3} \right); \quad (2.3)$$

a general property of the nabla operator gives [see eq. (A.4) in Appendix A]:

$$\nabla \cdot \left( d\vec{l}' \times \frac{\Delta\vec{r}}{|\Delta\vec{r}|^3} \right) = (\nabla \times d\vec{l}') \cdot \frac{\Delta\vec{r}}{|\Delta\vec{r}|^3} - d\vec{l}' \cdot \left( \nabla \times \frac{\Delta\vec{r}}{|\Delta\vec{r}|^3} \right); \quad (2.4)$$

therefore eq. (2.3) becomes:

$$\nabla \cdot \vec{B}_0 = \frac{\mu_0 I}{4\pi} \oint_{I'} \left[ (\nabla \times d\vec{l}') \cdot \frac{\Delta\vec{r}}{|\Delta\vec{r}|^3} - d\vec{l}' \cdot \left( \nabla \times \frac{\Delta\vec{r}}{|\Delta\vec{r}|^3} \right) \right]. \quad (2.5)$$

This expression is identically zero, because both  $\nabla \times d\vec{l}'$  and  $\nabla \times \frac{\Delta\vec{r}}{|\Delta\vec{r}|^3} = \nabla \times \nabla \left( -\frac{1}{|\Delta\vec{r}|} \right)$  are null (refs. [34-35]). It is noted that in eq. (2.5), the operator nabla  $\nabla$  is considered acting just on the coordinates  $x, y, z$ , on which  $d\vec{l}'$  does not depend (for the same reason in eq. (2.3)  $\nabla$  can pass from outside to inside the integration sign in  $d\vec{l}'$ ); therefore definitively:

$$\nabla \cdot \vec{B}_0 = 0. \quad (2.6)$$

The eq. (2.6) represents an entirely general property of the vector  $\vec{B}_0$ ; it goes under the name of Maxwell's second equation, and it is expressed simply saying that field  $\vec{B}_0$  is solenoidal. As a consequence of eq. (2.6) and the theorem of divergence, the integral property of  $\vec{B}_0$  is obtained immediately:

$$\Phi_S(\vec{B}_0) = \int_S \vec{B}_0 \cdot \hat{n} dS = \int_\tau \nabla \cdot \vec{B}_0 d\tau = 0, \quad (2.7)$$

when  $S$  is any closed surface and  $\tau$  the volume enclosed within: the magnetic induction field  $\vec{B}_0$  flow through any closed surface is null; and also the flow of field  $\vec{B}_0$  through two surfaces  $S$  and  $S'$

of the same profile  $l$  and discordant orientation is equal and opposite. This property, bearing in mind that changing the direction of orientation of a surface then the flow changes the sign, immediately provides the other property often used, that the flow of vector  $\vec{B}_0$  through any two surfaces with the same profile and concordant orientation is equal, so that it is possible to speak simply of the flow of  $\vec{B}_0$  chained with that profile.

The eq. (2.7) formalizes that the number of force lines entering a surface is identically equal to the number of force lines exiting (but this does not imply that the field lines  $\vec{B}_0$  are always closed, obviously). In fact, experimental observations reveal that the force lines of the vector  $\vec{B}_0$  are either closed lines of finite length or spiral lines of infinite length, *i.e.*  $\vec{B}_0$  has neither sources nor drains.

## 2.2. Non-stationary case.

Let us consider the physical problem relative to a system of sources producing an electromagnetic field (e.m.). The space is filled by a linear, homogeneous, and isotropic material medium [1-3][18][35]. The relations linking the electrical movement vector  $\vec{D}$  [in units of C/m<sup>2</sup>] to the electrical field  $\vec{E}$  [in units of V/m] and the magnetic field vector  $\vec{H}$  [in units of A/m] to the magnetic induction field  $\vec{B}$  [in units of T] are in this case simple proportional relations between the dielectric permittivity  $\varepsilon=\varepsilon_0\varepsilon_r$  and the magnetic permeability  $\mu=\mu_0\mu_r$  of the material medium [35]:

$$\vec{D} = \varepsilon \vec{E} , \quad (2.8)$$

$$\vec{H} = \vec{B} / \mu . \quad (2.9)$$

The Maxwell equations in SI units are [35]:

$$\nabla \cdot \vec{D} = \rho , \quad (2.10)$$

$$\nabla \cdot \vec{B} = 0 , \quad (2.11)$$

$$\nabla \times \vec{E} = - \frac{\partial \vec{B}}{\partial t} , \quad (2.12)$$

$$\nabla \times \vec{H} = \vec{J} + \frac{\partial \vec{D}}{\partial t} , \quad (2.13)$$

when  $\rho$  [in units of C/m<sup>3</sup>] and  $\vec{J}$  [in units of A/m<sup>2</sup>] are respectively the volumetric density of charge and the superficial density of electrical current.

The starting point is the observation that these equations (which represent 8 scalar equations, given that the first and second are scalar equations, while the third and fourth are vector equations) are not all independent from each other, as would be expected considering that they contain only the six scalar unknowns  $\vec{E}$  and  $\vec{B}$ . Effectively, once it is admitted that the sources satisfy, as they must, the current continuity equation [35]:

$$\nabla \cdot \vec{J} + \frac{\partial \rho}{\partial t} = 0, \quad (2.14)$$

the first two Maxwell equations can be deduced respectively from the fourth and the third.

The eq. (2.11) can be deduced from eq. (2.12) as follows. The divergence operator is applied to the latter. Considering that the divergence of a rotor is identically null, this gives:

$$0 = \nabla \cdot (\nabla \times \vec{E}) = -\nabla \cdot \frac{\partial \vec{B}}{\partial t} = -\frac{\partial}{\partial t} (\nabla \cdot \vec{B}). \quad (2.15)$$

Given that the temporal derivative of the divergence of field  $\vec{B}$  is null everywhere, it follows that, in every spatial position, it is constant through time:

$$\nabla \cdot \vec{B} = \text{const}. \quad (2.16)$$

On the other hand, at the initial instant (before the sources were realized) it was  $\vec{B} \equiv 0$  everywhere and so also  $\nabla \cdot \vec{B} = 0$ ; and since the eq. (2.16) must be valid, independently of the modifications to which the sources might be subjected, the eq. (2.11) follows.

Similarly, it is seen that eq. (2.10) can be deduced from eq. (2.13). Applying the divergence operator to the fourth Maxwell equation (2.13) gives:

$$0 = \nabla \cdot (\nabla \times \vec{H}) = \nabla \cdot \vec{J} + \nabla \cdot \frac{\partial \vec{D}}{\partial t}, \quad (2.17)$$

from which, also taking into account the continuity equation (2.14), it follows that:

$$0 = \nabla \cdot \vec{J} + \nabla \cdot \frac{\partial \vec{D}}{\partial t} = -\frac{\partial \rho}{\partial t} + \frac{\partial}{\partial t} \nabla \cdot \vec{D}, \quad (2.18)$$

or:

$$\frac{\partial}{\partial t} (\rho - \nabla \cdot \vec{D}) = 0, \quad (2.19)$$

from which it can be deduced that:

$$\rho - \nabla \cdot \vec{D} = \text{const}, \quad (2.20)$$

and, from the conditions at the initial instant (when with  $\rho=0$ , also  $\nabla \cdot \vec{D}=0$ ; and so  $\rho - \nabla \cdot \vec{D}=0$ ), the eq. (2.10) follows.

Taking into account the observations up to this point, all the properties of the e.m. field – the sources of which must satisfy eq. (2.14) – are contained in the third and fourth Maxwell equations, which represent six independent differential equations in the two vectorial unknowns  $\vec{E}$  and  $\vec{B}$  (six scalar unknowns, functions of space and time).



### 3. Role of momentum conservation on a magnetic induction field.

In refs. [1-3][18][36], it is showed that, by applying the first law of thermodynamics to a physical system in which electromagnetic interactions are present, it is necessary to take into account not only the internal energy of the material contained in the system, but also that associated with the space that contains the electromagnetic field (e.m.). The e.m. field assumes, from an energy perspective, a role similar to that of material.

This analogy is not the only one: it will be shown below that the field also has a momentum  $\vec{P}$ , in the same way as a material body.

In ref. [35] momentum is treated in only a semi-empirical way, considering an electromagnetic wave impinging on a material body. Again in ref. [35] it is observed that for every quantity of energy  $W$  [in units of Watt = w] transferred by the e.m. wave to the material body, there is associated a momentum transferring of modulus  $P$  [in units of N·s] equal to  $W/v$ , when  $v$  is the velocity of the wave [in units of m/s]. Clearly this is a semi-empirical analysis of the issue. In the following section 3.1 the concept of momentum associated with a radiating field will be introduced, from a more general point of view; in sec. 3.2, instead, this definition will be used to discuss the central idea of the following theoretical treatise, *i.e.* the demonstration of a link between the invariance of the total momentum of a system, and the solenoidality of  $\vec{B}$ .

### 3.1. Momentum of the electromagnetic field.

The balance of the momentum in an electromagnetic (e.m.) wave is now developed in more general and rigorous terms [1-3][18][36], generalizing the treatment presented in ref. [35].

The system considered comprises a “continuum” of material particles, with electrical charges, moving in a volume  $\tau$  of space, of constant form through time, assuming that these interact only electromagnetically. Given  $\rho$  and  $\vec{J}$ , respectively the volumetric charge density and superficial electrical current density present in  $\tau$  (point by point and instant by instant), the specific force (per unit of volume) acting on the material contained in  $\tau$  can be expressed as [36]:

$$\vec{f} = \rho \vec{E} + \vec{J} \times \vec{B}, \quad (3.1)$$

where  $\vec{E}$  and  $\vec{B}$  indicate the electrical field and the magnetic induction field produced by the charges present within the volume  $\tau$ . It is demonstrated below that the total force  $\vec{F}$  [in units of N] acting on all the material contained in  $\tau$  can be expressed as [19][32]:

$$\vec{F} = \iiint_{\tau} \vec{f} d\tau = -\frac{d}{dt} \iiint_{\tau} \epsilon \mu \vec{\Pi} d\tau + \iint_S \vec{T} \cdot \hat{n} dS, \quad (3.2)$$

where  $S$  is the closed surface that delimitates  $\tau$ ,  $\vec{\Pi} = \vec{E} \times \vec{H} = \vec{E} \times \vec{B} / \mu$  is the Poynting vector [in units of  $\text{J/m}^2\text{s} = \text{W/m}^2$ ], and  $\vec{T}$  is an appropriate tensor given by:

$$\vec{T} = \begin{pmatrix} \epsilon E_x^2 + \frac{1}{\mu} B_x^2 - \left( \frac{1}{2} \epsilon E^2 + \frac{1}{2} \frac{B^2}{\mu} \right) & \epsilon E_x E_y + \frac{1}{\mu} B_x B_y & \epsilon E_x E_z + \frac{1}{\mu} B_x B_z \\ \epsilon E_y E_x + \frac{1}{\mu} B_y B_x & \epsilon E_y^2 + \frac{1}{\mu} B_y^2 - \left( \frac{1}{2} \epsilon E^2 + \frac{1}{2} \frac{B^2}{\mu} \right) & \epsilon E_y E_z + \frac{1}{\mu} B_y B_z \\ \epsilon E_z E_x + \frac{1}{\mu} B_z B_x & \epsilon E_z E_y + \frac{1}{\mu} B_z B_y & \epsilon E_z^2 + \frac{1}{\mu} B_z^2 - \left( \frac{1}{2} \epsilon E^2 + \frac{1}{2} \frac{B^2}{\mu} \right) \end{pmatrix} \quad (3.3)$$

which can be summarized in the relation:

$$T_{ij} = \epsilon E_i E_j + \frac{1}{\mu} B_i B_j - \left( \frac{1}{2} \epsilon E^2 + \frac{1}{2} \frac{B^2}{\mu} \right) \delta_{ij}, \quad [i, j = x, y, z], \quad (3.4)$$

when  $\delta_{ij}$  is the Kronecker symbol, defined from the relations:  $\delta_{ij}=1$  for  $i=j$ ;  $\delta_{ij}=0$  for  $i \neq j$  (ref. [34]).

Each of the  $T_{ij}$  numbers is expressed in the form of products of components of  $\vec{E}$  and  $\vec{B}$ ; taken together, the  $T_{ij}$  comprise a matrix of three rows and three columns which is referred to as a tensor; in the specific case this is the so-called Maxwell e.m. stress tensor [19][32], the physical interpretation of which will be discussed below. As emerged from the definition (3.3)-(3.4),  $T_{ij}=T_{ji}$ , the stress tensor is a symmetrical tensor [34][36].

In eq. (3.2), the scalar product between the tensor  $\mathbf{T}$  and the versor  $\hat{n}$  indicates a vector  $\vec{T}$ , of components:

$$T_i = \sum_{j=1}^3 T_{ij} \cdot n_j \quad , \quad i=1,2,3. \quad (3.5)$$

The surface integral of  $\mathbf{T} \cdot \hat{n}$  is understood as a flow of  $\mathbf{T}$ .

*The eq. (3.2) is now demonstrated as follows.* Bearing in mind the eqs. (2.8) and (2.9), the first and fourth Maxwell equations (2.10) and (2.13), then eq. (3.1) can be rewritten in the form:

$$\begin{aligned} \vec{f} &= \vec{E}(\nabla \cdot \vec{D}) + \left( \nabla \times \vec{H} - \frac{\partial \vec{D}}{\partial t} \right) \times \vec{B} = \\ &= \vec{E}(\nabla \cdot \vec{D}) + (\nabla \times \vec{H}) \times \vec{B} - \frac{\partial \vec{D}}{\partial t} \times \vec{B} \end{aligned} \quad (3.6)$$

Since:

$$\frac{\partial}{\partial t}(\vec{D} \times \vec{B}) = \frac{\partial \vec{D}}{\partial t} \times \vec{B} + \vec{D} \times \frac{\partial \vec{B}}{\partial t}, \quad (3.7)$$

giving:

$$\frac{\partial \vec{D}}{\partial t} \times \vec{B} = \frac{\partial}{\partial t}(\vec{D} \times \vec{B}) - \vec{D} \times \frac{\partial \vec{B}}{\partial t}, \quad (3.8)$$

which substituted in the previous relation permits it to be rewritten in the form:

$$\begin{aligned} \vec{f} &= \vec{E}(\nabla \cdot \vec{D}) + (\nabla \times \vec{H}) \times \vec{B} - \frac{\partial}{\partial t}(\vec{D} \times \vec{B}) + \vec{D} \times \frac{\partial \vec{B}}{\partial t} = \\ &= \vec{E}(\nabla \cdot \vec{D}) - \vec{B} \times (\nabla \times \vec{H}) - \frac{\partial}{\partial t}(\vec{D} \times \vec{B}) + \vec{D} \times \frac{\partial \vec{B}}{\partial t} \end{aligned} \quad (3.9)$$

Using the third Maxwell equation (2.12), finally gives:

$$\begin{aligned}\vec{f} &= \vec{E}(\nabla \cdot \vec{D}) - \vec{B} \times (\nabla \times \vec{H}) - \frac{\partial}{\partial t}(\vec{D} \times \vec{B}) - \vec{D} \times (\nabla \times \vec{E}) = \\ &= \epsilon \vec{E}(\nabla \cdot \vec{E}) - \frac{1}{\mu} \vec{B} \times (\nabla \times \vec{B}) - \epsilon \mu \frac{\partial \vec{I}}{\partial t} - \epsilon \vec{E} \times (\nabla \times \vec{E})\end{aligned}\quad (3.10)$$

The following vectorial identity also holds (derived from the Cartesian expression  $\nabla \cdot \vec{E}$  and  $\nabla \times \vec{E}$  and extendible to all the components):

$$E_x(\nabla \cdot \vec{E}) - (\vec{E} \times \nabla \times \vec{E})_x = \frac{\partial}{\partial x} \left( E_x^2 - \frac{1}{2} E^2 \right) + \frac{\partial}{\partial y} (E_x E_y) + \frac{\partial}{\partial z} (E_x E_z). \quad (3.11)$$

Projecting the eq. (3.10) along axis  $x$  and utilizing the previous identity (3.11) (and the analogous one, defined for  $\vec{B}$ ), gives:

$$\begin{aligned}f_x &= -\epsilon \mu \frac{\partial \Pi_x}{\partial t} + \frac{\partial}{\partial x} \left( \epsilon E_x^2 + \frac{1}{\mu} B_x^2 - \frac{\epsilon E^2 + \frac{B^2}{\mu}}{2} \right) + \\ &+ \frac{\partial}{\partial y} \left( \epsilon E_x E_y + \frac{1}{\mu} B_x B_y \right) + \frac{\partial}{\partial z} \left( \epsilon E_x E_z + \frac{1}{\mu} B_x B_z \right)\end{aligned}\quad (3.12)$$

in which the Poynting vector appears, *i.e.*  $\vec{\Pi} = \vec{E} \times \vec{H} = \vec{E} \times \vec{B} / \mu$ .

Analogous equations are obtained projecting the eq. (3.10) along the axes  $y$  and  $z$ . It therefore results that:

$$\vec{f} = -\epsilon \mu \frac{\partial \vec{\Pi}}{\partial t} + \nabla \cdot \vec{T}, \quad (3.13)$$

where  $\vec{T}$  is provided by eqs. (3.3)-(3.4). Integrating the volume  $\tau$ , and applying the theorem of divergence, gives the eq. (3.2).

After demonstrating eq. (3.2), an effort is now made to establish some consequences. The force  $\vec{F}$  expressed by eq. (3.2) must be invariant with respect to the volume  $\tau$  (and the surface  $S$ ), because  $\tau$  continues to enclose the same material without including or excluding anything. It follows that in all cases it is possible to extend the volume  $\tau$  such that the fields  $\vec{E}$  and  $\vec{B}$  become

negligible on  $S=\partial\tau$ . Note that: **for any established reference system, the distribution of electromagnetic sources is generally inhomogeneous, therefore, in the more general case, the origin O of the chosen reference system may be situated at any distance from the mass center of the entire system of sources. This results in the fact that the choosing "any" closed volume as region  $\tau$ , in the general case, it means to adopt a not symmetrical domain with respect to the reference system.** As it will be explained at the end of scientific essay, this assumption, seemingly trivial, will have instead substantial effects on the relationship between the *solenoidality* of magnetic induction field and the total momentum of sources-field system. Indeed, at the end of essay, we will analyze the particular case in which a suitable volume will be chosen, i.e. by taking a reference system such that this domain becomes symmetric with respect to the origin O of the chosen reference system. Due to the propagation of electromagnetic waves [1-3][18][36], the e.m. fields tend towards zero, for  $r\rightarrow\infty$ , with a  $1/r$  power less than 2 (unlike the static cases); however, taking into account the finite propagation velocity of the waves, it is always possible to choose a surface so large to contain both the sources and the field. The eq. (3.2) then becomes:

$$\vec{F} = -\frac{d}{dt} \iiint_{\Gamma} \epsilon \mu \vec{\Pi} d\Gamma, \quad (3.14)$$

where the integral may be defined into "any" closed volume, large enough but finite such that, as above mentioned, is, in general, a not symmetric domain with respect to the reference system (this volume, indicated with  $\Gamma$ , is an isolated system). It is observed that  $\vec{F}$  represents the resultant of all the reciprocal interactions between the charged particles comprising the system. As is known, the resultant of the forces acting on a system at any instant equals the temporal derivative of the momentum of the system; for the first cardinal equation of the dynamics of systems, given  $\vec{P}$  as the momentum of the material contained in  $\Gamma$ , it is:

$$\vec{F} = \frac{d\vec{P}}{dt}, \quad (3.15)$$

where:

$$\vec{P} = \iiint_{\Gamma} \rho_{mat} \vec{v} d\Gamma, \quad (3.16)$$

with  $\rho_{mat}$  density of material volume in the points of the system [in units of  $\text{kg/m}^3$ ], and  $\vec{v}$  velocity for each material point.

Therefore, for the system under examination:

$$\frac{d\vec{P}}{dt} = -\frac{d}{dt} \iiint_{\Gamma} \epsilon \mu \vec{\Gamma} d\Gamma. \quad (3.17)$$

In general, when e.m. fields vary through time, the second member of the eq. (3.17) is different from zero; only in the static case (electrostatic and magnetostatic) does it become zero. This means that normally, although the physical system is isolated (in the sense that it is not subject to influence from any other systems), the total momentum of the material contained within it is not an invariant through time, in other words it is not conserved. This happens because, as is better illustrated in ref. [36], electromagnetic interaction does not respect the principle of equality between action and reaction which, as is known, is the basis for the conservation of momentum in an isolated system (for additional details ref. [37]).

The eq. (3.17) can be rewritten in the equivalent form:

$$\frac{d}{dt} \left( \vec{P} + \iiint_{\Gamma} \epsilon \mu \vec{\Gamma} d\Gamma \right) = 0. \quad (3.18)$$

It is therefore natural to introduce a momentum of the electromagnetic field (Minkowski):

$$\vec{P}_{em} = \iiint_{\Gamma} \epsilon \mu \vec{\Gamma} d\Gamma, \quad (3.19)$$

and propose an extended principle of conservation of momentum, such that in an isolated system the sum of the momentum of the material and of the electromagnetic field is constant:

$$\frac{d}{dt} \left( \vec{P} + \vec{P}_{em} \right) = 0, \quad (3.20)$$

or:

$$\vec{P} + \vec{P}_{em} = \text{const}. \quad (3.21)$$

The physical reality of the momentum attributed to the space, the site of the e.m. field, is confirmed by the fact that a field, striking a body, exercises a genuine pressure on the body (radiation pressure) (also see ref. [38]) in the same way as a beam of material particles [36].

It is allowed to define the relation (3.21) also in local form:

$$\vec{p} + \vec{p}_{em} = \text{const} , \quad (3.22)$$

where  $\vec{p}$  is the momentum per unit of volume [in units of  $\text{N}\cdot\text{s}/\text{m}^3$ ] of the material contained in space  $\tau_\infty$ , *i.e.*

$$\vec{p} = \frac{d\vec{P}}{d\tau} , \quad (3.23)$$

and  $\vec{p}_{em}$  is the density of momentum for the electromagnetic field contained in  $\tau_\infty$ , *i.e.* [19][32]:

$$\vec{p}_{em} = \frac{d\vec{P}_{em}}{d\tau} = \vec{D} \times \vec{B} = \varepsilon\mu(\vec{E} \times \vec{H}) = \varepsilon\mu\vec{\Pi} = \frac{\vec{\Pi}}{v^2} . \quad (3.24)$$

It is observed that, in coherence with eq. (3.24), the momentum that an e.m. wave transmits per unit of time and per unit of surface, normal to its direction of propagation, will be equal to the momentum contained in a cylinder of unitary base and height equal to the velocity  $v$  of the wave; that is, equal to  $v \cdot \vec{p}_{em}$  ( $v$  times the density of momentum) and therefore equal to the radiation pressure  $\vec{\Pi}/v$  (impulse per unit of surface and per unit of time). Note that the physical quantity (3.24) is dimensionally correct [36].

*Observation.* Rewriting the eq. (3.2) in the form (see refs. [39-40]):

$$\iint_S \mathbf{T} \cdot \hat{n} dS = \iiint_\tau \vec{f} d\tau + \frac{d}{dt} \iiint_\tau \varepsilon\mu\vec{\Pi} d\tau , \quad (3.25)$$

it is noted that the electromagnetic (e.m.) stress tensor  $\mathbf{T}$  acts analogously to the (mechanical) stress tensor in a material body, causing, by its flow through the surface of the system, the variation of total momentum (equal to that of the material plus that of the e.m. field) of the latter. In the stationary case, the second term zeroes and the flow of the tensor coincides with the resultant of the

forces applied to the material contained in the system. This could be an effective method for calculating this resultant, in cases when the detailed composition of the system enclosed by the surface  $S$  is not known, but the distribution of the field over it is known.

If the system contained within the surface  $S$  is not isolated, that is if  $T_{ij} \neq 0$  on  $S$ , then the total momentum contained by  $S$  changes, and this variation is described by the integral in the first member of eq. (3.25). This provides a physical interpretation of the Maxwell electromagnetic stress tensor  $T_{ij}$ . Considering an element of surface  $dS_j$  (for example  $dS_x$ ), the product  $T_{ij} dS_j$  (for example  $T_{zx} dS_x$ ) represents the component along  $i$  axis (the  $z$  axis in the example) of the momentum transmitted per unit of time through the surface element  $dS_j$  ( $dS_x$  in the example). The e.m. stress tensor has the dimensions of a pressure [in units of Pa = N/m<sup>2</sup>]. However, it represents the momentum transmitted by the electromagnetic field through the surface element  $\hat{n}dS$ , and not (in general) the pressure exerted by the e.m. field on  $\hat{n}dS$ . This happens only if  $\hat{n}dS$  is physically realized with a totally absorbent surface material. In general, the pressure exercised on a material surface can be calculated by analyzing what variations this surface provokes to the momentum of the e.m. field intersecting it. The momentum can be calculated using the stress tensor (3.3)-(3.4) [19][32][36].



### 3.2. Implications of symmetry on magnetic induction field.

In this section, let us consider the physical problem in which a finite system of discrete sources in motion, consisting of some non-relativistic massive point charges, produces an electromagnetic (e.m.) field. The space is filled by a linear, homogeneous, and isotropic material medium.

Every particle  $\alpha$  of mass  $m_\alpha$ , charge  $q_\alpha$ , with a position  $\vec{r}_\alpha(t)$  and a velocity (non-relativistic)  $\vec{v}_\alpha(t) = d\vec{r}_\alpha/dt$  is subject to the following Newton-Lorentz equation [1-3][18]:

$$m_\alpha \frac{d^2 \vec{r}_\alpha(t)}{dt^2} = q_\alpha \left[ \vec{E}(\vec{r}_\alpha(t), t) + \vec{v}_\alpha(t) \times \vec{B}(\vec{r}_\alpha(t), t) \right], \quad (3.26)$$

where  $\vec{E}$  is the electrical field vector and  $\vec{B}$  is the magnetic induction field. The eq. (3.26) is an equation of evolution for the system under investigation (charged particle + field).

The total momentum  $\vec{P}_{TOT}(t)$  (Minkowski) is given by [see section 3.1, eq. (3.24)] [19][32]:

$$\vec{P}_{TOT}(t) = \vec{P}(t) + \vec{P}_{em}(t) = \sum_\alpha m_\alpha \frac{d\vec{r}_\alpha(t)}{dt} + \int_\Gamma \vec{D}(\vec{r}, t) \times \vec{B}(\vec{r}, t) d\Gamma, \quad (3.27)$$

where  $\vec{D}$  is the electrical displacement vector, *i.e.*  $\vec{D} = \epsilon \vec{E}$  [eq. (2.8)]. As explained in section 3.1, by introducing the eq. (3.14), the integral in eq. (3.27) can be defined for “any” closed volume, large enough but finite, such that it includes all the electromagnetic sources and the same field. As above pointed out, this closed volume, indicated with  $\Gamma$ , is, in the most general case, a non symmetric domain with respect to the established reference system (the special case of a symmetric domain will be discussed at the end of this section). Therefore, the volume  $\Gamma$  identifies an isolated system where the momentum is conserved. Now, in what follows, the essay proceeds to demonstrate how this assertion implies necessarily that the magnetic induction  $\vec{B}$  must be solenoidal, and so Maxwell’s second equation holds, *i.e.*  $\nabla \cdot \vec{B} = 0$  [eq. (2.11)].

*Demonstration.* First, it is observed that the finite system of discrete sources in motion, consisting of some non-relativistic massive point charges, can be formally modelled by the following expressions of the volumetric density of electrical charge and superficial density of current:

$$\rho(\vec{r}, t) = \sum_{\alpha} q_{\alpha} \delta(\vec{r} - \vec{r}_{\alpha}(t)), \quad (3.28)$$

$$\vec{J}(\vec{r}, t) = \sum_{\alpha} q_{\alpha} \vec{v}_{\alpha}(t) \delta(\vec{r} - \vec{r}_{\alpha}(t)), \quad (3.29)$$

being  $\delta(\vec{r})$  the Dirac delta distribution satisfying the condition  $\int_{\Gamma} \delta(\vec{r}) d\Gamma = 1$  (ref. [34]), where the only condition for the closed volume  $\Gamma$  is that it must include the origin O of the chosen reference system obviously. Moreover, if the volume  $\Gamma$  is considered large enough to enclose an isolated system inside, then it follows that the total momentum is constant of motion. So, let calculate now the time derivative of the total momentum (3.27):

$$\frac{d\vec{P}_{TOT}}{dt} = \frac{d\vec{P}}{dt} + \frac{d\vec{P}_{em}}{dt} = \sum_{\alpha} m_{\alpha} \frac{d^2 \vec{r}_{\alpha}(t)}{dt^2} + \int_{\Gamma} \left[ \frac{\partial \vec{D}}{\partial t} \times \vec{B}(\vec{r}, t) + \vec{D}(\vec{r}, t) \times \frac{\partial \vec{B}}{\partial t} \right] d\Gamma \quad (3.30)$$

which, for the Newton-Lorentz equation (3.26) and inserting the third and fourth Maxwell equations (2.12) and (2.13), becomes:

$$\begin{aligned} \frac{d\vec{P}_{TOT}}{dt} = & \sum_{\alpha} q_{\alpha} \left[ \vec{E}(\vec{r}_{\alpha}, t) + \vec{v}_{\alpha}(t) \times \vec{B}(\vec{r}_{\alpha}, t) \right] + \\ & + \int_{\Gamma} \left[ (\nabla \times \vec{H} - \vec{J}(\vec{r}, t)) \times \vec{B}(\vec{r}, t) - \vec{D}(\vec{r}, t) \times (\nabla \times \vec{E}) \right] d\Gamma \end{aligned} \quad (3.31)$$

where  $\vec{H}$  is the magnetic field, *i.e.*  $\vec{H} = \vec{B}/\mu$  [eq. (2.9)].

From the definition of the density of the electrical current (3.29) it immediately emerges that:

$$\begin{aligned} \int_{\Gamma} \vec{J}(\vec{r}, t) \times \vec{B}(\vec{r}, t) d\Gamma &= \int_{\Gamma} \sum_{\alpha} q_{\alpha} \vec{v}_{\alpha}(t) \delta(\vec{r} - \vec{r}_{\alpha}(t)) \times \vec{B}(\vec{r}, t) d\Gamma = \\ &= \sum_{\alpha} q_{\alpha} \int_{\Gamma} \vec{v}_{\alpha}(t) \delta(\vec{r} - \vec{r}_{\alpha}(t)) \times \vec{B}(\vec{r}, t) d\Gamma = \sum_{\alpha} q_{\alpha} \vec{v}_{\alpha}(t) \times \vec{B}(\vec{r}_{\alpha}, t) \end{aligned} \quad (3.32)$$

This relation simplifies the derivative of momentum (3.31). By inserting eq. (3.32) into eq. (3.31), it can be deduced that:

$$\frac{d\vec{P}_{TOT}}{dt} = \sum_{\alpha} q_{\alpha} \vec{E}(\vec{r}_{\alpha}, t) + \int_{\Gamma} \left[ (\nabla \times \vec{H}) \times \vec{B}(\vec{r}, t) - \vec{D}(\vec{r}, t) \times (\nabla \times \vec{E}) \right] d\Gamma, \quad (3.33)$$

which, for eqs. (2.8) and (2.9), becomes:

$$\begin{aligned} \frac{d\vec{P}_{TOT}}{dt} &= \sum_{\alpha} q_{\alpha} \vec{E}(\vec{r}_{\alpha}, t) + \int_{\Gamma} \left[ \frac{1}{\mu} (\nabla \times \vec{B}) \times \vec{B}(\vec{r}, t) - \varepsilon \vec{E}(\vec{r}, t) \times (\nabla \times \vec{E}) \right] d\Gamma = \\ &= \sum_{\alpha} q_{\alpha} \vec{E}(\vec{r}_{\alpha}, t) - \int_{\Gamma} \left[ \frac{1}{\mu} \vec{B}(\vec{r}, t) \times (\nabla \times \vec{B}) + \varepsilon \vec{E}(\vec{r}, t) \times (\nabla \times \vec{E}) \right] d\Gamma = \quad . \quad (3.34) \\ &= \sum_{\alpha} q_{\alpha} \vec{E}(\vec{r}_{\alpha}, t) - \frac{1}{\mu} \int_{\Gamma} \vec{B}(\vec{r}, t) \times (\nabla \times \vec{B}) d\Gamma - \varepsilon \int_{\Gamma} \vec{E}(\vec{r}, t) \times (\nabla \times \vec{E}) d\Gamma \end{aligned}$$

For the condition of evanescence of the electromagnetic field ( $\vec{E}$ ,  $\vec{B}$ ) (see Appendix B), both the volume integrals of the second member of the eq. (3.34) are reduced to [see eq. (B.2)]:

$$\int_{\Gamma} \vec{E}(\vec{r}, t) \times (\nabla \times \vec{E}) d\Gamma = \int_{\Gamma} \vec{E}(\vec{r}, t) (\nabla \cdot \vec{E}) d\Gamma, \quad (3.35)$$

$$\int_{\Gamma} \vec{B}(\vec{r}, t) \times (\nabla \times \vec{B}) d\Gamma = \int_{\Gamma} \vec{B}(\vec{r}, t) (\nabla \cdot \vec{B}) d\Gamma, \quad (3.36)$$

where the integral is extended the volume  $\Gamma$ .

By applying the relations (3.35) and (3.36), the eq. (3.34) is simplified as follows:

$$\frac{d\vec{P}_{TOT}}{dt} = \sum_{\alpha} q_{\alpha} \vec{E}(\vec{r}_{\alpha}, t) - \frac{1}{\mu} \int_{\Gamma} \vec{B}(\vec{r}, t) (\nabla \cdot \vec{B}) d\Gamma - \varepsilon \int_{\Gamma} \vec{E}(\vec{r}, t) (\nabla \cdot \vec{E}) d\Gamma. \quad (3.37)$$

From eq. (2.8), from the first Maxwell equation (2.10), and from the definition of density of electrical charge (3.28), it immediately results that:

$$\begin{aligned} \varepsilon \int_{\Gamma} \vec{E}(\vec{r}, t) (\nabla \cdot \vec{E}) d\Gamma &= \varepsilon \int_{\Gamma} \vec{E}(\vec{r}, t) \frac{\rho(\vec{r}, t)}{\varepsilon} d\Gamma = \int_{\Gamma} \vec{E}(\vec{r}, t) \rho(\vec{r}, t) d\Gamma = \\ &= \int_{\Gamma} \vec{E}(\vec{r}, t) \sum_{\alpha} q_{\alpha} \delta(\vec{r} - \vec{r}_{\alpha}(t)) d\Gamma = \sum_{\alpha} \int_{\Gamma} \vec{E}(\vec{r}, t) q_{\alpha} \delta(\vec{r} - \vec{r}_{\alpha}(t)) d\Gamma = \sum_{\alpha} q_{\alpha} \vec{E}(\vec{r}_{\alpha}, t), \end{aligned} \quad (3.38)$$

so that eq. (3.37) is further simplified as follows:

$$\frac{d\vec{P}_{TOT}}{dt} = -\frac{1}{\mu} \int_{\Gamma} \vec{B}(\vec{r}, t) (\nabla \cdot \vec{B}) d\Gamma. \quad (3.39)$$

As mentioned at the beginning of this section, commenting eq. (3.27), the closed volume  $\Gamma$  in the integral of eq. (3.39) is, in the general case, a finite domain and not symmetric with respect to

the reference system but that is large enough to include a closed system inside, where the total momentum is a constant of motion.

This condition achieves the predicted result. Considering eq. (3.39), if the total momentum  $\vec{P}_{TOT}$  is conserved, then the stationary condition holds:  $d\vec{P}_{TOT}/dt = 0$ . Therefore, the second member of the eq. (3.39) must also be null.

This member must vanish for "any" choice of the volume  $\Gamma$ , therefore only the law of product annulment remains to be applied to the integrating function  $\vec{B}(r,t)(\nabla \cdot \vec{B})$ . If the magnetic induction field  $\vec{B}(\vec{r},t)$  is generally different from zero, then this field must necessarily be solenoidal, *i.e.*  $\nabla \cdot \vec{B} = 0$ .

By inverting the logical proposition, "ceteris paribus", if  $\nabla \cdot \vec{B} \neq 0$  it necessarily follows that  $d\vec{P}_{TOT}/dt \neq 0$ . *Generally*, this result proves that magnetic monopoles cannot exist, otherwise it would be breached the principle of conservation for the momentum in an isolated system. The italics of *generally* underlines that, on the contrary, the magnetic induction could be not solenoidal, so admitting the existence of magnetic monopoles defined by a not vanishing divergence for  $\vec{B}(\vec{r},t)$ . Moreover, there would be no conflict with the conservation of momentum, provided that special conditions of symmetry occur, as described below.

Indeed, the condition  $d\vec{P}_{TOT}/dt = 0$  is consistent with Eq. (3.39) in two other cases, listed below:

- I) The magnetic induction field is null, *i.e.*  $\vec{B} \equiv 0$ ; the case I) is the trivial case.
- II) The integral (3.39) is extended to a volume  $\Gamma$ , symmetric with respect to the origin O of the chosen reference system, and the field  $\vec{B}(\vec{r},t)$  is an even  $[\vec{B}(-\vec{r},t) = \vec{B}(\vec{r},t)]$  or odd  $[\vec{B}(-\vec{r},t) = -\vec{B}(\vec{r},t)]$  function of the position vector  $\vec{r}$ . In such a case, its divergence  $\nabla \cdot \vec{B} \neq 0$  is generally a non vanishing function and, respectively, odd or even. In other words, if  $\vec{B}(\vec{r},t)$  had a

well defined parity, then the integrating function  $\vec{B}(\vec{r}, t)(\nabla \cdot \vec{B})$  would be an odd function, integrated over the symmetrical domain  $\Gamma$ . Under this assumption, the integral (3.39) could vanish even if  $\nabla \cdot \vec{B} \neq 0$  (therefore, magnetic monopoles could exist). Therefore, a possible existence of the magnetic monopoles can be deduced starting from first principles and applying just the classical electrodynamics. So far, the hypothesis of magnetic monopoles was born and has been discussed only within the quantum-relativistic physics. In fact, many experiments have been dedicated to the discovery of such monopolies with techniques inspired from string theory, to particle physics, until to astrophysics. According to the authors, the necessary condition for the observability of these monopolies, which is the homogeneous distribution of sources, could collapse at limit in those conditions of singularity assumed by the cosmological theory in the instants just before the Big Bang. A conceptual experiment could be proposed tending to recover those original conditions.

Concluding, *the case II) is true from a Mathematician's point of view*, since the integral (3.39) is null for an even or odd field defined in the symmetric domain  $\Gamma$ ; *anyway it remains indeterminate from a Physician's view point*, having still to prove if the solution deduced as true from Mathematics must be rejected as absurd or may have also a real meaning in Physics; *and finally it leaves open the question even for a Philosopher of Nature and Science*: indeed, assuming that the existence of magnetic monopole would be experimentally verified, **it would remain to justify theoretically, but even logically and so philosophically, the reasonableness of the natural subsistence only in preferential symmetries, including the radial one, for that magnetic induction field.**

## 4. Conclusions.

This theoretical treatise has proposed to discuss the physical aspects of a system consisting of some non-relativistic massive charged particles, that are the sources in motion of an electromagnetic field (e.m.) propagating through the space, filled by a linear, homogeneous, and isotropic material medium. In order to find a new theoretical justification for the *solenoidality* of the magnetic induction field  $\vec{B}$ , the authors have explored a perspective on the divergence-free property of the field  $\vec{B}$  based directly on the conservation of total momentum of the entire system, *i.e.* sources plus field. The more popular didactical justifications for the *solenoidality* of magnetic induction  $\vec{B}$  were suitably reviewed and compared with the newly proposed perspective, which, to the best of the authors' knowledge, has never been previously discussed in scientific literature and represents a novelty of potential didactic value for graduating, or Ph-D students and eventually researchers or professors interested in the physics symmetry.

## **Acknowledgments.**

The authors, Drs S. Severini and A. Settini, are extremely grateful to Prof. Luciano Mistura, Dr. Omar El Gawhary and Dr. Luca Spogli for their stimulating suggestions for discussion about the *solenoidality* of magnetic induction field and the conservation of total momentum.

## Appendix A.

One of the advantages of using the nabla  $\nabla$  operator is being able to conduct formal operations and thereby develop vectorial expressions that otherwise would require laborious calculations. The  $\nabla$  operator has simultaneously the characteristics of a differential operator and vector. Readers are reminded that operators conventionally operate on the quantities located to the right.

Some vectorial identities are now obtained as follows from the development of expressions in which  $\nabla$  operates on the product of functions and/or vectorials (ref. [41]).

In order to develop these expressions it is necessary to take into account that, since the nabla  $\nabla$  operator is a differential operator, when it operates on the product of two functions the result comprises the sum of two terms, in the first of which the  $\nabla$  operator operates on one of the two functions, and in the second on the other function. Furthermore, since the operator is a vector, the operations containing  $\nabla$  can be conducted as if this operator was a vector. To this end it is advisable first to utilize, in place of the nabla  $\nabla$  operator, an auxiliary vector  $\vec{C}$  and then replace it with the  $\nabla$  operator, being careful to ensure that  $\nabla$  must operate on the same quantities situated to its right, in both members of the equation.

It is useful to note that the formal procedure illustrated immediately above may not be entirely rigorous. However, it is always possible to verify the identities obtained using Cartesian representations of the vectors and operators [34].

Now the expression  $\nabla \cdot (\vec{A} \times \vec{B})$  is considered, that is, the divergence of the vectorial product of the two vectorial functions  $\vec{A}$  and  $\vec{B}$ . Given that:

$$\nabla \cdot (\vec{A} \times \vec{B}) = \nabla_A \cdot (\vec{A} \times \vec{B}) + \nabla_B \cdot (\vec{A} \times \vec{B}). \quad (\text{A.1})$$

and given that:



$$\vec{C} \cdot \vec{A} \times \vec{B} = \vec{B} \cdot \vec{C} \times \vec{A}, \quad (\text{A.2})$$

or also:

$$\vec{C} \cdot \vec{A} \times \vec{B} = \vec{A} \cdot \vec{B} \times \vec{C} = -\vec{A} \cdot \vec{C} \times \vec{B}. \quad (\text{A.3})$$

Now, replacing the vector  $\vec{C}$  in eq. (A.2) with the  $\nabla_A$  operator, which operates only on function  $\vec{A}$ , gives  $\nabla_A \cdot (\vec{A} \times \vec{B}) = \vec{B} \cdot \nabla_A \times \vec{A} = \vec{B} \cdot \nabla \times \vec{A}$ ; similarly, replacing vector  $\vec{C}$  in eq. (A.3) with the  $\nabla_B$  operator, which operates only on the function  $\vec{B}$ , gives  $\nabla_B \cdot (\vec{A} \times \vec{B}) = -\vec{A} \cdot \nabla_B \times \vec{B} = -\vec{A} \cdot \nabla \times \vec{B}$ .

Therefore, eq. (A.1) gives:

$$\nabla \cdot (\vec{A} \times \vec{B}) = \vec{B} \cdot \nabla \times \vec{A} - \vec{A} \cdot \nabla \times \vec{B}. \quad (\text{A.4})$$

Now the expression  $\nabla(\vec{A} \cdot \vec{B})$  is considered, that is, the gradient of the scalar product of the two vector functions  $\vec{A}$  and  $\vec{B}$ . Given that:

$$\nabla(\vec{A} \cdot \vec{B}) = \nabla_A(\vec{A} \cdot \vec{B}) + \nabla_B(\vec{A} \cdot \vec{B}). \quad (\text{A.5})$$

and given that:

$$\vec{B} \times (\vec{C} \times \vec{A}) = \vec{C}(\vec{A} \cdot \vec{B}) - (\vec{B} \cdot \vec{C})\vec{A}, \quad (\text{A.6})$$

of which:

$$\vec{C}(\vec{A} \cdot \vec{B}) = \vec{B} \times (\vec{C} \times \vec{A}) + (\vec{B} \cdot \vec{C})\vec{A}, \quad (\text{A.7})$$

or also:

$$\vec{A} \times (\vec{C} \times \vec{B}) = \vec{C}(\vec{A} \cdot \vec{B}) - (\vec{A} \cdot \vec{C})\vec{B}, \quad (\text{A.8})$$

so that:

$$\vec{C}(\vec{A} \cdot \vec{B}) = \vec{A} \times (\vec{C} \times \vec{B}) + (\vec{A} \cdot \vec{C})\vec{B}. \quad (\text{A.9})$$

Now, substituting vector  $\vec{C}$  in eq. (A.7) with the  $\nabla_A$  operator, which only operates on function  $\vec{A}$ , gives  $\nabla_A(\vec{A} \cdot \vec{B}) = \vec{B} \times (\nabla_A \times \vec{A}) + (\vec{B} \cdot \nabla_A)\vec{A} = \vec{B} \times (\nabla \times \vec{A}) + (\vec{B} \cdot \nabla)\vec{A}$ ; similarly, replacing the vector

$\vec{C}$  in eq. (A.9) with the  $\nabla_B$  operator, which only operates on function  $\vec{B}$ , gives

$$\nabla_B (\vec{A} \cdot \vec{B}) = \vec{A} \times (\nabla_B \times \vec{B}) + (\vec{A} \cdot \nabla_B) \vec{B} = \vec{A} \times (\nabla \times \vec{B}) + (\vec{A} \cdot \nabla) \vec{B}.$$

Therefore eq. (A.5) gives:

$$\nabla (\vec{A} \cdot \vec{B}) = \vec{B} \times (\nabla \times \vec{A}) + (\vec{B} \cdot \nabla) \vec{A} + \vec{A} \times (\nabla \times \vec{B}) + (\vec{A} \cdot \nabla) \vec{B}. \quad (\text{A.10})$$

Now the expression  $\nabla \cdot (\Phi \vec{A})$  is considered, that is, the divergence of the product of a scalar function  $\Phi$  by a vectorial function  $\vec{A}$ . Given that:

$$\nabla \cdot (\Phi \vec{A}) = \nabla_\Phi \cdot (\Phi \vec{A}) + \nabla_A \cdot (\Phi \vec{A}). \quad (\text{A.11})$$

and given that:

$$\vec{C} \cdot (\Phi \vec{A}) = \vec{A} \cdot \vec{C} \Phi, \quad (\text{A.12})$$

or also:

$$\vec{C} \cdot (\Phi \vec{A}) = \Phi \vec{C} \cdot \vec{A}. \quad (\text{A.13})$$

Now, replacing vector  $\vec{C}$  in eq. (A.12) with the  $\nabla_\Phi$  operator, which operates only on function  $\Phi$ , gives  $\nabla_\Phi \cdot (\Phi \vec{A}) = \vec{A} \cdot \nabla_\Phi \Phi = \vec{A} \cdot \nabla \Phi$ ; similarly, replacing  $\vec{C}$  in eq. (A.13) with the  $\nabla_A$  operator, which operates only on function  $\vec{A}$ , gives  $\nabla_A \cdot (\Phi \vec{A}) = \Phi \nabla_A \cdot \vec{A} = \Phi \nabla \cdot \vec{A}$ .

Therefore eq. (A.11) gives:

$$\nabla \cdot (\Phi \vec{A}) = \vec{A} \cdot \nabla \Phi + \Phi \nabla \cdot \vec{A}. \quad (\text{A.14})$$

## Appendix B.

If the vector field  $\vec{A}(\vec{r}, t)$  satisfies the condition of evanescent field, *i.e.* (ref. [41])

$$\lim_{r \rightarrow R_\Gamma} \vec{A}(\vec{r}, t) = 0, \quad \forall t \in \mathbb{R} = (-\infty, \infty), \quad (\text{B.1})$$

on a surface border  $\partial\Gamma$  of radius  $R_\Gamma$  so large that the field has not yet reached it;

then, the relation exists:

$$\int_\Gamma \vec{A} \times (\nabla \times \vec{A}) d\Gamma = \int_\Gamma \vec{A} (\nabla \cdot \vec{A}) d\Gamma, \quad (\text{B.2})$$

where the integral (B.2) is extended to a closed volume  $\Gamma$ , large enough but finite.

In all cases, it is possible to extend  $\Gamma$  to an extent such that  $\vec{A}(\vec{r}, t)$  becomes negligible on  $\partial\Gamma$  [eq. (B.1)], resulting eq. [(B.2)].

*Demonstration.* Considering  $\vec{B} = \vec{A}$  in eq. (A.10), it is deduced that:

$$\vec{A} \times (\nabla \times \vec{A}) = \frac{1}{2} \nabla (A^2) - (\vec{A} \cdot \nabla) \vec{A}. \quad (\text{B.3})$$

If to the vector  $\vec{A}$ , with a Cartesian representation

$$\vec{A} = \sum_i \hat{e}_i A_i, \quad (\text{B.4})$$

is applied eq. (A.14), identifying  $\Phi$  with  $A_i$ , *i.e.*  $\Phi = A_i$ , then it is possible to calculate the magnitude

$\sum_i \hat{e}_i \nabla \cdot (A_i \vec{A})$  which is developed as follows:

$$\begin{aligned} \sum_i \hat{e}_i \nabla \cdot (A_i \vec{A}) &= \sum_i \hat{e}_i (\vec{A} \cdot \nabla A_i + A_i \nabla \cdot \vec{A}) = \\ &= \vec{A} \cdot \sum_i \hat{e}_i \nabla A_i + \sum_i \hat{e}_i A_i (\nabla \cdot \vec{A}) = \\ &= (\vec{A} \cdot \nabla) \left( \sum_i \hat{e}_i A_i \right) + \left( \sum_i \hat{e}_i A_i \right) (\nabla \cdot \vec{A}) = \\ &= (\vec{A} \cdot \nabla) \vec{A} + \vec{A} (\nabla \cdot \vec{A}) \end{aligned} \quad (\text{B.5})$$

The eq. (B.5) is inserted into eq. (B.3), arriving at the relation:

$$\vec{A} \times (\nabla \times \vec{A}) = \frac{1}{2} \nabla(A^2) - (\vec{A} \cdot \nabla) \vec{A} = \frac{1}{2} \nabla(A^2) - \sum_i \hat{e}_i \nabla \cdot (A_i \vec{A}) + \vec{A} (\nabla \cdot \vec{A}). \quad (\text{B.6})$$

If eq. (B.6) is integrated into a volume  $\tau$ , it is possible to apply the theorems of gradient and divergence [34] on the surface  $S \equiv \partial\tau$ :

$$\begin{aligned} \int_{\tau} \vec{A} \times (\nabla \times \vec{A}) d\tau &= \frac{1}{2} \int_{\tau} \nabla(A^2) d\tau - \sum_i \hat{e}_i \int_{\tau} \nabla \cdot (A_i \vec{A}) d\tau + \int_{\tau} \vec{A} (\nabla \cdot \vec{A}) d\tau = \\ &= \frac{1}{2} \int_S A^2 \hat{n} dS - \sum_i \hat{e}_i \int_S A_i \vec{A} \cdot \hat{n} dS + \int_{\tau} \vec{A} (\nabla \cdot \vec{A}) d\tau \end{aligned} \quad (\text{B.7})$$

In the hypothesis that the volume  $\tau$  and therefore the surface  $S \equiv \partial\tau$  are large enough ( $\tau \rightarrow \Gamma$  and  $S \rightarrow \partial\Gamma$ ), the condition of evanescence for the vectorial field  $\vec{A}(\vec{r}, t)$ , defined by eq. (B.1), annuls both the surface integrals in the second member of the eq. (B.7):

$$\begin{aligned} \int_{\Gamma} \vec{A} \times (\nabla \times \vec{A}) d\Gamma &= \lim_{\tau \rightarrow \Gamma} \int_{\tau} \vec{A} \times (\nabla \times \vec{A}) d\tau = \\ &= \frac{1}{2} \lim_{\substack{S \rightarrow \partial\Gamma \\ 0}} \int_S A^2 \hat{n} dS - \sum_i \hat{e}_i \lim_{\substack{S \rightarrow \partial\Gamma \\ 0}} \int_S A_i \vec{A} \cdot \hat{n} dS + \lim_{\tau \rightarrow \Gamma} \int_{\tau} \vec{A} (\nabla \cdot \vec{A}) d\tau = \\ &= \lim_{\tau \rightarrow \Gamma} \int_{\tau} \vec{A} (\nabla \cdot \vec{A}) d\tau = \int_{\Gamma} \vec{A} (\nabla \cdot \vec{A}) d\Gamma \end{aligned} \quad (\text{B.8})$$

## References.

- [1] L. D. Landau and E. M. Lifshitz, *The Classical Theory of Fields, Fourth Revised English Edition, Course of Theoretical Physics, Volume 2* (Butterworth-Heinemann, Oxford, 1975), 402 pp..
- [2] L. D. Landau, E. M. Lifshitz, and L. P. Pitaevskii, *Electrodynamics of Continuous Media, Second Edition, Course of Theoretical Physics, Volume 8* (Butterworth-Heinemann, Oxford, 1984), 460 pp. (1984).
- [3] D. E. Soper, *Classical Field Theory* (Dover Publication, New York, 2008), 272 pp..
- [4] B. R. Casserberg, “Electromagnetic momentum introduced simply”, *Am. J. Phys.*, **50** (5), 415 (1982).
- [5] R. H. Romer, “Electromagnetic field momentum”, *Am. J. Phys.* **63** (9), 777 (1995).
- [6] T. H. Boyer, “Connecting linear momentum and energy for electromagnetic systems”, *Am. J. Phys.*, **74** (8), 742 (2006).
- [7] S. Ragusa, “Electromagnetic energy and momentum balance for surface charge distributions”, *Am. J. Phys.*, **58** (4), 364 (1990).
- [8] J. M. Aguirregabiria, A. Hernández, and M. Rivas, “On dynamical equations and conservation laws in quasistatic electromagnetic systems”, *Am. J. Phys.*, **58** (7), 635 (1990).

- [9] J. Paton, “Field energy and momentum, and motion of a charged particle in a static electromagnetic field”, *Eur. J. Phys.*, **13** (6), 280 (1992).
- [10] G. H. Goedecke, “On electromagnetic conservation laws”, *Am. J. Phys.*, **68** (4), 380 (2000).
- [11] N. Gauthier, “What happens to energy and momentum when two oppositely-moving wave pulses overlap?”, *Am. J. Phys.*, **71** (8), 787 (2003).
- [12] A. L. Kholmetskii, “Apparent paradoxes in classical electrodynamics: the energy–momentum conservation law for a bound electromagnetic field”, *Eur. J. Phys.*, **27** (4), 825 (2006).
- [13] G. T. Hooft, “Magnetic monopoles in unified gauge theories”, *Nuclear Physics B*, **79** (2), 276-284 (1974).
- [14] P. B. Price, E. K. Shirk, W. Z. Osborne, L. S. Pinsky, “Evidence for Detection of a Moving Magnetic Monopole”, *Phys. Rev. Lett.* **35** (8), 487–490 (1975).
- [15] P. T. Leung, “Magnetic monopole and Poynting’s theorem”, *Eur. J. Phys.*, **16** (1), 43 (1995).
- [16] Jun S. Song, “Theory of Magnetic Monopoles and Electric-Magnetic Duality: A Prelude to S-Duality”, *J. Undergrad. Sci.* **3**, 47-55 (1996).
- [17] Z. Fang, N. Nagaosa, K. S. Takahashi, A. Asamitsu, R. Mathieu, T. Ogasawara, H. Yamada, M. Kawasaki, Y. Tokura, K. Terakura, “The Anomalous Hall Effect and Magnetic Monopoles in Momentum-Space”, *Science*, **302** (5642), 92-95 (2003).

- [18] J. D. Jackson, *Classical Electrodynamics*, Third Edition (John Wiley&Son, New York, 1998), 832 pp..
- [19] H. Minkowski, Nachr. Ges. Wiss. Gottingen, **53** (1908); *ibid.*, Math. Ann., **68**, 472 (1910).
- [20] M. Abraham, Rend. Circ. Matem. Palermo, **28**, 1 (1909); *ibid.* **30**, 5 (1910).
- [21] A. Einstein, and J. Laub, “Über die im elektromagnetischen Felde auf ruhende Körper ausgeübten ponderomotorischen Kräfte”, Ann. Phys. (Leipzig) **331** (8), 541–550 (1908).
- [22] P. Penfield Jr., and H. A. Haus, *Electrodynamics of Moving Media*, Research Monograph No. 40 (MIT Press, Cambridge, Massachusetts, 1967); *ibid.*, Special Technical Report No. 14, Research Laboratory of Electronics, Massachusetts Institute of Technology (1967).
- [23] J. P., Gordon, “Radiation Forces and Momenta in Dielectric Media”, Phys. Rev. A, **8** (1), 14-21 (1973).
- [24] R. Peierls, “The Momentum of Light in a Refracting Medium”, in *Proceedings of the Royal Society of London. Series A, Mathematical and Physical Sciences*, Vol. **347** (1651), 475-491 (1976).
- [25] D. F. Nelson, “Momentum, pseudomomentum, and wave momentum: Toward resolving the Minkowski-Abraham controversy”, Phys. Rev. A, **44** (6), 3985-3966 (1991).
- [26] R. Loudon, L. Allen, and D. F. Nelson, “Propagation of electromagnetic energy and momentum through an absorbing dielectric”, Phys. Rev. E, **55** (1), 1071-1085 (1997).

- [27] Y. N. Obukhov, and F. W. Hehl, “Electromagnetic energy–momentum and forces in matter”, *Phys. Lett. A*, **311** (4-5), 277–284 (2003).
- [28] M. Mansuripur, “Radiation pressure and the linear momentum of the electromagnetic field”, *Opt. Express*, **12** (22), 5375-5401 (2004).
- [29] M. Scalora, G. D’Aguanno, N. Mattiucci, M. J. Bloemer, M. Centini, C. Sibilia, and J. W. Haus, “Radiation pressure of light pulses and conservation of linear momentum in dispersive media”, *Phys. Rev. E*, **73** (5), 056604 [12 pp.] (2006).
- [30] S. M. Barnett, “Resolution of the Abraham–Minkowski Dilemma”, *Phys. Rev. Lett.* **104** (7), 070401 [4 pp.] (2010).
- [31] J. L. Jiménez, I. Campos, and M. A. López-Marino, “A new perspective of the Abraham–Minkowski controversy”, *Eur. Phys. J. Plus* **126** (5), 50 [11 pp.] (2011).
- [32] R. N. C. Pfeifer, T. A. Nieminen, N. R. Heckenberg, and H. Rubinsztein-Dunlop, “Constraining Validity of the Minkowski Energy–Momentum Tensor”, *Phys. Rev. A* **79** (2), 023813 [7 pp.] (2009).
- [33] L. Dallen, and D. E. Neuenschwander, “Noether’s theorem in a rotating reference frame”, *Am. J. Phys.* **79** (3), 326 (2011).
- [34] A. Avvantaggiati, *Istituzioni di Matematica* (Casa Editrice Ambrosiana CEA, Exclusive distributor Zanichelli, Roma, 1991), XIV 798 pp..



- [35] C. Mencuccini, V. Silvestrini, *Fisica II, Elettromagnetismo – Ottica, Corso di fisica per le facoltà scientifiche corredato di esempi ed esercizi*, New expanded edition (Liguori Editore, Roma, 1999), 836 pp..
- [36] S. Bobbio, E. Gatti, *Elettromagnetismo Ottica – Programma di Matematica, Fisica, Elettronica* (Bollati Boringhieri Editore, Torino, 1991), 827 pp..
- [37] L. Page, and N. I. Adams Jr., “Action and Reaction between Moving Charges”, *Am. J. Phys.* **13**, 141 (1945).
- [38] R. Schlegel, “Radiation Pressure on a Rapidly Moving Surface”, *Am. J. Phys.* **28** (8) 687 (1960).
- [39] T. H. Boyer, “Energy and Momentum in Electromagnetic Field for Charged Particles Moving with Constant Velocities”, *Am. J. Phys.*, **39** (3) 257 (1971).
- [40] F. Herrmann, and G. B. Schmid, “Momentum flow in the electromagnetic field”, *Am. J. Phys.*, **53** (5), 415 (1985).
- [41] G. Gerosa, P. Lampariello, *Lezioni di Campi Elettromagnetici* (Edizioni Ingegneria 2000, Roma, 1995), 489 pp..