

# Heat generation and transport due to time-dependent forces

Bijay K. Agarwalla,<sup>1</sup> Jian-Sheng Wang,<sup>1</sup> and Baowen Li<sup>1,2</sup>

<sup>1</sup>*Department of Physics and Centre for Computational Science and Engineering,  
National University of Singapore, Singapore, 117542, Republic of Singapore*

<sup>2</sup>*NUS Graduate School for Integrative Sciences and Engineering, Singapore 117456, Republic of Singapore*

We study heat transport for solids in the presence of arbitrary time-dependent force. Using nonequilibrium Green's function (NEGF) approach we present an exact analytical expression of current for the linear system. We found that the heat current can be expressed in terms of the displacement of the atoms in the center and the self energy of the baths. We carry out the calculation for the oscillatory driven force and study the steady state properties for one-dimensional linear chain and two-dimensional square lattice. We found that the heat current is related to the density of states of the system and is independent of the bath temperature in ballistic transport. The baths absorb energy only when their intrinsic frequency resonates with the applied frequency. We also generalize the problem for multiple heat baths with different temperatures. We also discuss the effect due to nonlinear interactions in the center.

PACS numbers:

Keywords:

## I. INTRODUCTION

In recent years, the understanding of heat transport properties of mesoscale systems has drawn a lot of attention because of their interesting physical properties and for its vast application ranging from nanosize electronic devices to thermal transistors. In addition there has been a great deal of interest to study heat control. To understand the generic features of these systems several studies have been done using nonequilibrium Green's functions (NEGF)<sup>1-4</sup>, generalized Langevin equation<sup>5,6</sup> and quantum master equation approach<sup>7,8</sup>.

The energy transport in general can be achieved as a response to the temperature gradient or chemical potential gradients and in the linear response regime is governed by Fourier's law<sup>5,9,10</sup> in diffusive transport. It is also expected that time-dependent external force can induce directed heat transport between the leads at the same temperature or even in the presence of temperature gradient. However, whether all energy driven by external force can transmit to the reservoir or not is a valid question. Recent study on driven quantum Langevin model<sup>11,12</sup> for any arbitrary time-dependent potential shows that the energy dissipation flow to thermal environment is related to the violation of the fluctuation-response relation. Understanding the general features of currents is therefore one of the main goals in nonequilibrium statistical physics.

For systems driven arbitrarily far from equilibrium it is possible to relate the work done during the nonequilibrium process with the free energy difference between two equilibrium states through Jarzynski's equality (JE)<sup>13,14</sup> which states that

$$\langle e^{-\beta W} \rangle = e^{-\beta \Delta F}, \quad (1)$$

where  $W$  is the work done (here the work done is due to external time-dependent force) and  $\Delta F$  is the difference of free energy between final and initial equilibrium states.

The average is over the work distribution function  $P(W)$  and  $\beta = 1/(k_B T)$ . If  $P(W)$  is Gaussian then it can be shown for classical systems that  $\langle W \rangle = \Delta F + \beta \sigma_W^2 / 2$  where  $\sigma_W^2 = \langle W^2 \rangle - \langle W \rangle^2$  is the variance. An important point to realize in this case is that even if the average work  $\langle W \rangle$  is independent of temperature the variance increases linearly with temperature. Finding explicit forms of the nonequilibrium distribution functions and henceforth averages for different systems is of obvious interest to verify JE<sup>15-17</sup>.

In this paper we study the influence of the external time-dependent fields on the current (average work done over a time period) flowing through the system which is connected to the leads. Many interesting physical phenomena appears in low dimensions where time-dependent fields are applied to the system. Here we address the following question: for a system coupled to a heat bath how much energy goes into the lead for any arbitrary time-dependent force applied to the center system. Does the current depends on the temperature of the heat bath? What is the role of nonlinear interaction in the center. The study of this underlying physical process requires a quantum mechanical treatment of the problem. Here we present a theoretical approach based on NEGF method. Aiming for an exact analytical expression of current we consider special form of time-dependent potential which is linear in system's position coordinates.

The paper is organized as follows. In Sec. II we introduce our model and give an analytic expression of energy current which in general is true in any dimension. In Sec. III we choose oscillatory driven force and study steady state properties for one-dimensional (1D) linear chain and two-dimensional (2D) square lattice. We present an exact analytic expression for current in 1D linear chain. In Sec. IV we discuss the effect on heat current due to nonlinear interaction in the center. Finally we conclude with a short discussion in Sec. V.

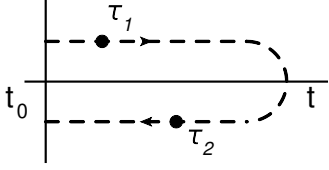


FIG. 1: The complex-time contour in the Keldysh formalism. The path of the contour begins at time  $t_0$ , goes to time  $t$ , and then goes back to time  $t = t_0$ .  $\tau_1$  and  $\tau_2$  are complex-time variables along the contour.

## II. THE MODEL

We consider an insulating solid where only the vibrational degrees of freedom plays important role for heat transport. The system is composed of a left lead with a finite center region. Let the displacement from some equilibrium position for the  $j$ -th degree of freedom in the region  $\alpha$  be  $u_j^\alpha$ ,  $\alpha = L, C$ . The quantum Hamiltonian is given by

$$\mathcal{H} = \sum_{\alpha=L,C} H_\alpha + (u^L)^T V^{LC} u^C + V(u^C, t), \quad (2)$$

where  $T$  denotes matrix transpose,  $H_\alpha = \frac{1}{2}(\dot{u}^\alpha)^T \dot{u}^\alpha + \frac{1}{2}(u^\alpha)^T K^\alpha u^\alpha$ ,  $u^\alpha$  is a column vector consisting of all the displacement variables in region  $\alpha$ , and  $\dot{u}^\alpha$  is the corresponding conjugate momentum.  $K^\alpha$  is the spring constant matrix and  $V^{LC} = (V^{CL})^T$  is the coupling matrix of the left lead to the central region.  $V(u^C, t)$  is the time dependent potential which in our case has a particular form  $-\theta(t-t_0)F^T(t)u^C$  and  $F^T(t)$  is the time dependent force vector acting only on center atoms. The force can be in the form of an applied electromagnetic field. We have set all the atomic masses to be 1. We assume that at  $t < t_0$  the system is under a known state, i.e., in equilibrium  $\rho \propto \exp(-\beta H_0)$  where  $H_0 = H_L + H_C + V^{LC}$ . For  $t \geq t_0$  the potential term drives the system into a nonequilibrium state. We are interested in calculating the current going from the center to the lead.

The energy current flowing out of the lead is given by

$$I_L(t) = - \left\langle \frac{dH_L(t)}{dt} \right\rangle = \frac{i}{\hbar} \langle [H_L(t), H(t)] \rangle, \quad (3)$$

where the average is with respect to the density operator  $\rho$  defined above and the quantum operators are in Heisenberg picture. The position and momentum operator obey the following commutation relation

$$[u_i^\alpha(t), \dot{u}_j^\beta(t)] = i\hbar \delta_{ij} \delta^{\alpha\beta}, \quad \alpha, \beta = L, C. \quad (4)$$

Equation(3) therefore becomes

$$I_L(t) = \langle \dot{u}_L^T(t) V^{LC} u_C(t) \rangle = i\hbar \text{Tr} \left[ \frac{\partial}{\partial t'} G_{LC}^<(t', t) V^{CL} \right]_{t'=t}^{t'=t} \quad (5)$$

Since  $[\dot{u}_L(t), u_C(t)] = 0$ , the above equation can also be written as

$$I_L = i\hbar \text{Tr} \left[ \frac{\partial}{\partial t'} G_{LC}^>(t', t) V^{CL} \right]_{t'=t}, \quad (6)$$

which after symmetrization finally reduces to

$$I_L = i\hbar \text{Tr} \left[ \frac{\partial}{\partial t'} \bar{G}_{LC}(t', t) V^{CL} \right]_{t'=t}, \quad (7)$$

where  $\bar{G}(t, t') = \frac{1}{2} [G^<(t, t') + G^>(t, t')]$ . The lesser ( $G^<$ ) and greater ( $G^>$ ) Green's functions are defined as

$$G_{ij}^{LC,<}(t, t') = -\frac{i}{\hbar} \langle u_j^C(t') u_i^L(t) \rangle$$

$$G_{ij}^{LC,>}(t, t') = -\frac{i}{\hbar} \langle u_i^L(t) u_j^C(t') \rangle. \quad (8)$$

Equation (7) is the primary equation we use to calculate for current flowing out of the left lead. To compute the current we need to determine  $G_{LC}$ . Our main task, would be to eliminate the reference to the lead Green's functions in terms of the Green's functions of the central region. We use contour-ordered Green's function, defined on a Keldysh contour<sup>18-20</sup> (see Fig.1) from  $t_0$  to  $t$  and back. The contour ordered Green's function can be mapped onto four different normal time Green's functions by  $G^{\sigma\sigma'}(t, t') = \lim_{\epsilon \rightarrow 0^+} G(t + i\epsilon\sigma, t' + i\epsilon\sigma')$ , where  $\sigma = \pm(1)$ , and  $G^{++} = G^t$  is the time ordered Green's function,  $G^{--} = G^{\bar{t}}$  is the anti-time ordered Green's function,  $G^{+-} = G^<$ , and  $G^{-+} = G^>$ . The retarded Green's function is given by  $G^r = G^t - G^<$ , and the advanced by  $G^a = G^< - G^{\bar{t}}$ . These relations also hold for the self energy discussed below. It can be shown from the equations of motion that the contour ordered Green's function for this model satisfies the equation  $G_{CL}(\tau, \tau') = \int d\tau'' G_{CC}(\tau, \tau'') V^{CL} g_L(\tau'', \tau')$ , where the integral is along the contour. The function  $g_L$  is the contour ordered Green's function for the semi-infinite free left lead in equilibrium at temperature  $T$ . Using Langreth's theorem<sup>20</sup> in Eq. (7) we can get

$$I_L(t) = i\hbar \text{Tr} \left[ \int_{t_0}^{\infty} dt'' \frac{\partial}{\partial t'} \left[ G_{CC}^r(t, t'') \bar{\Sigma}_L(t'', t') + \bar{G}_{CC}(t, t'') \Sigma_L^a(t'', t') \right] \right]_{t'=t}, \quad (9)$$

with  $\Sigma_L = V^{CL} g_L V^{LC}$  being the self energy due to the interaction with the left lead. The important point to note is that  $G_{CC}$  does not have time-translational invariance because of the presence of time-dependent force whereas the surface Green's function obeys this invariance as it is calculated at equilibrium. Our main task now is to calculate the center Green's function.

Let us first consider one-point contour-ordered Green's function for the center which is defined as<sup>2</sup>

$$G_i^C(\tau) = -\frac{i}{\hbar} \langle T_c u_i^C(\tau) \rangle, \quad (10)$$

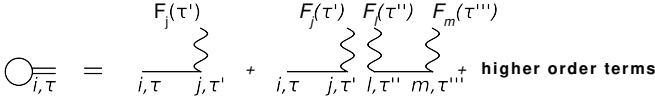


FIG. 2: The Feynman diagram for 1 point Green's function of the center in the presence of time-dependent force.

where  $T_c$  is the contour-ordering operator.  $u_i^C(\tau)$  is the operator in the Heisenberg picture. Transforming to the interaction picture, we separate the Hamiltonian into the quadratic part  $H_0 = H_L + H_C + V^{LC}$  and the interaction part  $H_{int}(t) = V(u_C, t)$ . We then write the contour ordered Green's function in the interaction picture as

$$G_i^C(\tau) = -\frac{i}{\hbar} \left\langle T_\tau u_i^C(\tau) e^{\sum_j \frac{i}{\hbar} \int d\tau' F_j(\tau') u_j(\tau')} \right\rangle_{G_o}, \quad (11)$$

where  $G_o$  is the Green's function calculated including the lead but without the time-dependent force. Now if we expand the exponential function, the terms with odd numbers of  $u^C$  will be zero since the average is with respect to a quadratic Hamiltonian. So the expression will contain terms with even number of  $u^C(\tau)$  and odd number of  $F(\tau)$  and can be written as

$$G_i^C(\tau) = \frac{i}{\hbar} \sum_j \int d\tau' G_{ij}^{CC,o}(\tau, \tau') F_j(\tau') + \text{higher order terms}, \quad (12)$$

In Fig.2 we draw Feynman diagrams for  $G_i^C(\tau)$  upto third order of force. The contribution from the 1st diagram is nonzero. However the higher order terms contains same type of vacuum diagrams which are all zero. Vacuum diagram in this case is defined as a diagram where all variables are integrated and the result is independent of space or time. The expression for such a diagram in terms of contour variable can be written as

$$\int F_l(\tau) G_{lm}^{CC,o}(\tau, \tau') F_m(\tau') d\tau d\tau'. \quad (13)$$

Going to the real time using Langreth's rule and also using the fact that  $F^+(t) = F^-(t) = F(t)$  we can write

$$\begin{aligned} & \int \sum_{\sigma, \sigma'} F_l(t) G_{lm}^{CC,o}(t, t') F_m(t') dt dt' \\ &= \int (G^{++} + G^{--} - G^{+-} - G^{-+})_{lm}^{CC,o} F_l(t) F_m(t') dt dt'. \end{aligned} \quad (14)$$

From the definition of Green's function we know that

$$G^t + G^{\bar{t}} = G^> + G^<. \quad (15)$$

So the above expression is zero. Similarly all the higher order diagrams doesn't contribute to the Green's function. So the exact expression for  $\langle u_C(\tau) \rangle$  is now given by

$$\langle u_i^C(\tau) \rangle = - \sum_l \int d\tau' G_{il}^{CC,o}(\tau, \tau') F_l(\tau'). \quad (16)$$

From this expression it is also clear that  $\langle u_C(\tau) \rangle$  does not depend on the branch index i.e.  $\langle u_C^+(t) \rangle = \langle u_C^-(t) \rangle$  so in real time it can be written as

$$\langle u_i^C(t) \rangle = - \sum_l \int dt' G_{il}^{CC,r}(t - t') F_l(t'). \quad (17)$$

where  $G^r$  is the retarded Green's function and is defined as

$$G_{i,j}^r(t, t') = -\frac{i}{\hbar} \theta(t - t') \langle [u_i(t), u_j(t')] \rangle. \quad (18)$$

It is also related to the response function in the linear response theory. In fact, the same result, Eq. (17), can also be derived from the standard linear response theory. Similarly the two-point Green's function in the interaction picture is also calculated using the definition and is given by

$$G_{ij}^{CC}(\tau, \tau') = -\frac{i}{\hbar} \langle T_\tau u_i^C(\tau) u_j^C(\tau') e^{\sum_m \frac{i}{\hbar} \int d\tau'' F_m(\tau'') u_m(\tau'')} \rangle_{G_o}. \quad (19)$$

As discussed above we can expand the exponential and the terms greater than  $F^2$  vanishes as they contain same type of vacuum diagrams. The exact expression can be written as

$$\begin{aligned} G_{ij}^{CC}(\tau, \tau') &= G_{ij}^{CC,o}(\tau, \tau') - \frac{i}{\hbar} \sum_{ms} \int d\tau_1 d\tau_2 G_{im}^o(\tau, \tau_1) \\ &G_{js}^o(\tau', \tau_2) F_m(\tau_1) F_s(\tau_2). \end{aligned} \quad (20)$$

In terms of  $\langle u_C(\tau) \rangle$  the center Green's function now become

$$G_{CC}(\tau, \tau') = G_{CC}^o(\tau, \tau') - \frac{i}{\hbar} \langle u_C(\tau) \rangle \langle u_C(\tau') \rangle^T. \quad (21)$$

So using Eq.(9) the expression for the current reduces to

$$\begin{aligned} I_L(t) &= i\hbar \text{Tr} \left[ \frac{\partial}{\partial t'} \int_{t_0}^t dt'' \left[ \bar{\Sigma}_L(t', t'') G_o^{CC,a}(t'', t) \right. \right. \\ &\quad \left. \left. + \Sigma_L^r(t', t'') \bar{G}_o^{CC}(t'', t) \right]_{t'=t} \right] \\ &\quad + \text{Tr} \left[ \int_{t_0}^t dt'' \langle u_C(t) \rangle \langle u_C(t'') \rangle^T \frac{\partial}{\partial t'} \Sigma_L^a(t'', t') \right]_{t'=t} \end{aligned} \quad (22)$$

From Eq.(21) we can write  $G = G^o + \delta G$  (omitting the  $CC$  index) with  $\delta G = -\frac{i}{\hbar} \langle u_C(\tau) \rangle \langle u_C(\tau') \rangle^T$ . If we take the bath to be at the same temperature with the center then  $G^o$  does not contribute to the current as it is in equilibrium. So the first two terms on the right side of Eq.(22) is zero. Now using the property of  $u_C(\tau)$  we can write

$$\delta G^{++} = \delta G^{+-} = \delta G^{-+} = \delta G^{--} \quad (23)$$

which implies that  $\delta G^r = \delta G^a = 0$  and  $\delta G^< = \delta G^> = \delta \bar{G} = -\frac{i}{\hbar} \langle u_C(t) \rangle \langle u_C(t') \rangle^T$ . So in the linear case the final expression for the current is (with one lead at the same temperature with center)

$$I_L(t) = \text{Tr} \left[ \int_{t_0}^t dt'' \langle u_C(t) \rangle \langle u_C(t'') \rangle^T \frac{\partial}{\partial t'} \Sigma_L^a(t'', t') \right]_{t'=t} \quad (24)$$

where  $\Sigma_L^a(t'', t') = \Sigma_L^a(t'' - t') = 0$  if  $t'' - t' \geq 0$ . This is the central equation which can be used to calculate the current both in transient state as well as in steady state with arbitrary form of force. This expression is also true for systems with finite heat baths. The generalization to multiple heat baths with different temperature can also be handled easily. If we use two leads at different temperatures then in the steady state the expression for heat current is separated into deterministic part [the last term on the right side of Eq.(22)] which depends on the driving force and the other part [the first two terms on the right side of Eq.(22)] is exactly the well known Landauer formula which depends on the temperature of two reservoirs. This separation is possible only because the system is linear.

In the following we consider a particular form of force which is oscillatory and carry out calculation for 1D linear chain and 2D square lattice for two types of heat baths (1) Rubin bath<sup>21</sup> and (2) ohmic bath.

### III. OSCILLATORY DRIVEN CASE

We consider the form of force given by  $F(t) = F_0 e^{-i\Omega t} + c.c$  where  $F_0$  is the complex amplitude and  $\Omega$  is the driven frequency. Then from Eq. (17)  $\langle u_C(t) \rangle$  can be written as

$$\langle u_C(t) \rangle = G_0^r[\Omega] F_0 e^{-i\Omega t} + c.c. \quad (25)$$

We set  $t_0 \rightarrow -\infty$  for steady state oscillation and finally average over a time period  $\bar{I}_L = \frac{1}{\tau} \int_0^\tau I_L(t) dt$  where  $\tau = 2\pi/\Omega$  is the time period of the driving field, we finally get from Eq.(24),

$$\bar{I}_L = -\Omega T[\Omega], \quad (26)$$

$$T[\Omega] = \text{Tr}(G_0^r[\Omega] F_0 F_0^\dagger G_0^a[\Omega] \Gamma_L[\Omega]), \quad (27)$$

where  $\Gamma_L[\Omega] = i(\Sigma_L^r[\Omega] - \Sigma_L^a[\Omega])$ . Since  $\Omega T[\Omega]$  is always positive the current is flowing into the lead. The average rate of work done is positive and consistent with the second law of thermodynamics. For this particular case the same result can also be obtained using linear response theory. It is also possible to calculate the current pumped into the center  $I_C$  due to the external force and it can be shown that in this case  $\bar{I}_L = -\bar{I}_C$  which is expected as the system is ballistic in nature. It is important to note that the above expression contains  $G^r$ ,  $\Gamma_L$  which are independent of temperature. So in the ballistic case the current is independent of the

temperature of the heat bath. However the higher moments of current for example  $\langle I_L^2 \rangle$  in general does dependent on temperature.

For the Hamiltonian given in Eq. (2) it is also possible to calculate work done by the external time-dependent force which is given by  $W = -\int_0^\tau dt \dot{F}^T(t) u_c(t)$ . Using this definition one can then calculate  $\langle W \rangle$  and  $\langle W^2 \rangle$  and can verify JE<sup>16</sup> which in the classical case reduces to  $\langle W \rangle = \beta[\langle W^2 \rangle - \langle W \rangle^2]$ . It is important to note that  $\Delta F = 0$  as the integration is over a time period  $\tau = 2\pi/\Omega$  which means the initial and final equilibrium states are the same. It is also important to realize that calculating  $\langle W \rangle$  is equivalent to calculate  $\int_0^\tau \langle I_L(t) \rangle dt$  and is equal to  $\tau \bar{I}_L$  in this case.

#### A. Application to 1D chain

##### 1. Rubin bath

Here we consider a 1D chain with inter-particle spring constant  $K$ . We divide the full infinite system into three parts the center, the left and the right lead. The leads are at the same temperature with the center. We drive the center with the force  $F(t)$  and evaluate Eq.(26). The classical equation of motion for the center atoms is given by

$$\ddot{u}_j = K(u_{j-1} - 2u_j + u_{j+1}) + F_j(t), \quad 1 \leq j \leq N_C \quad (28)$$

where  $N_C$  is the number of particle in the center. The leads obey similar equations with  $F_j = 0$ . The equilibrium Green's functions satisfy time-translational invariance and hence Fourier's transform exists. In frequency space the retarded Green's function for the semi-infinite linear chain is known to be<sup>22</sup>

$$G_{ij}^r[\Omega] = \frac{\lambda^{|i-j|}}{K(\lambda - \frac{1}{\lambda})}, \quad (29)$$

with  $\lambda = -\frac{\omega}{2K} \pm \frac{1}{2K} \sqrt{\omega^2 - 4K^2}$  and  $\omega = (\Omega + i\eta)^2 - 2K$ . Choice between plus and minus sign depends on  $|\lambda| \leq 1$ . The surface Green's function in frequency space is given by  $\Sigma_L^r[\Omega] = -K\lambda$ .

Here we consider the force  $F_j(t) = F_o^j e^{-i\Omega t} + c.c.$  where  $F_o^j = (-1)^j f_0$  which also mimic the structure of a crystal having alternate charges at the sites. For this force the expression for current is for even  $N_C$

$$\bar{I}_L = \begin{cases} -\frac{\Omega f_o^2 (1 - \cos(N_C q))}{2K \sin q (1 + \cos q)}, & \text{for } 0 \leq \Omega \leq 2\sqrt{K}, \\ 0, & \text{for } \Omega \geq \Omega_{\max} = 2\sqrt{K}. \end{cases} \quad (30)$$

and for odd  $N_C$

$$\bar{I}_L = \begin{cases} -\frac{\Omega f_o^2 (1 + \cos(N_C q))}{2K \sin q (1 + \cos q)}, & \text{for } 0 \leq \Omega \leq 2\sqrt{K}, \\ 0, & \text{for } \Omega \geq \Omega_{\max} = 2\sqrt{K}. \end{cases} \quad (31)$$

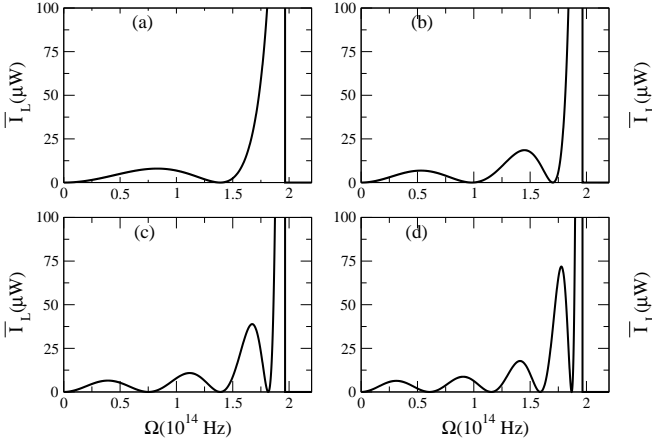


FIG. 3: Heat current  $\bar{I}_L$  as a function applied frequency for different system size of one-dimensional chain with force  $F_j(t) = (-1)^j f_o e^{-i\Omega t} + c.c.$  (a)  $N_C=4$ , (b)  $N_C=6$ , (c)  $N_C=8$ , (d)  $N_C=10$ .  $K=1$  eV/(uÅ<sup>2</sup>)

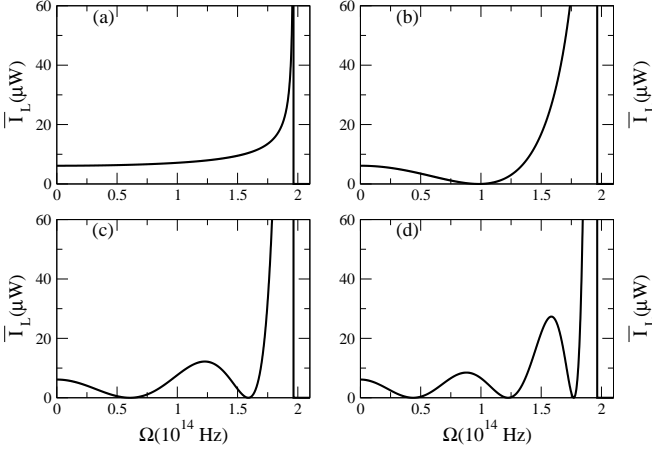


FIG. 4: Heat current  $\bar{I}_L$  as a function applied frequency for different system sizes of one-dimensional chain with force  $F_j(t) = (-1)^j f_o e^{-i\Omega t} + c.c.$  (a)  $N_C=1$ , (b)  $N_C=3$ , (c)  $N_C=5$ , (d)  $N_C=7$ .  $K=1$  eV/(uÅ<sup>2</sup>)

$\bar{I}_L$  is of order 1 and  $q$  is given by the dispersion relation  $\Omega^2 = 2K(1 - \cos q)$ .

In Fig. 3. and Fig. 4. we plot heat current as a function of applied frequency for different system size. The value of force constant is chosen as  $K = 1$  eV/(uÅ<sup>2</sup>) and  $f_0 = 1nN$  in all our calculation. In the even  $N_C$  case at zero frequency the current is zero which is expected as the structure is stable. But for odd  $N_C$  there is a nonzero current even at zero frequency since the system as a whole is not charge neutral. For  $N_C = 1$  the current  $\bar{I}_L$  is proportional to the density of states (DOS) as it is clear from Eq.(31). Generically the oscillatory behaviour of current increases with increasing  $N_C$ . For even  $N_C$  the value of current goes to zero when the applied frequency matches with the normal mode frequency of the system since the wave number is given by  $q = 2\pi n/N_C$  with  $n = 0, 1, \dots, N_C - 1$ . For the case of odd  $N_C$  the

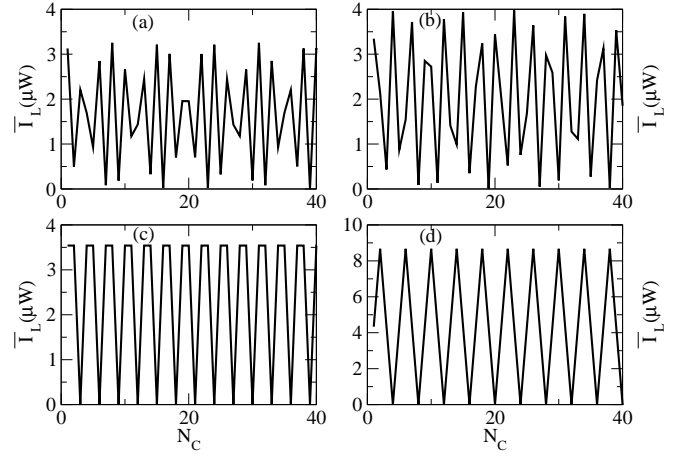


FIG. 5: Heat current  $\bar{I}_L$  versus length of the center for different applied frequencies for one-dimensional chain. Here (a)  $\Omega=0.39$ , (b)  $\Omega=0.78$ , (c)  $\Omega=0.98$ , (d)  $\Omega=1.40$ . The frequencies are given in  $10^{14}$ (Hz) unit. The other parameters same as in Fig.3

zero current corresponds to  $q = (2n + 1)\pi/N_C$ . It is also important to note that in both cases the average current diverges at  $\Omega_{\max}$  as the DOS of the full system diverges at the same frequency. For  $\Omega \geq \Omega_{\max}$  the system does not allow frequencies to pass through which is clear from the above expressions.

In Fig. 5. we give results for heat current as a function of total number of particles in the center for different values of external frequency. For finite systems the current oscillates with system size and depending on the values of  $\Omega$  it shows periodicity with respect to  $N_C$ . The maximum amplitude of the average current is fixed and is proportional to  $\Omega f_o^2/2K$ .

## 2. Ohmic bath

Here we consider the center system which is connected with two reservoirs kept at the same temperature. The self-energy in this case is approximated as  $\Sigma[\Omega] = i\gamma\Omega$  where  $\gamma$  is the friction coefficient. The retarded Green's function for the center part in the frequency domain can be written as

$$G^r[\Omega] = ((\Omega + i\eta)^2 I - \Phi - \Sigma_L - \Sigma_R)^{-1} \quad (32)$$

where  $\Phi$  is the force constant matrix for the center,  $\eta \rightarrow 0^+$ ,  $I$  is the identity matrix and  $G^a[\Omega] = (G^r[\Omega])^\dagger$ . The  $\Sigma_L$  and  $\Sigma_R$  matrices are given by

$$\begin{aligned} \Sigma_L^{lm} &= i\gamma\Omega\delta_{lm}\delta_{l1}, \\ \Sigma_R^{lm} &= i\gamma\Omega\delta_{lm}\delta_{lN}. \end{aligned} \quad (33)$$

Using this form of the Green's function in Eq.(26) and after some bit of algebraic simplifications, we obtain the following results:

$$\bar{I}_L = 2\gamma\Omega^2 f_o^2 g g^* \quad (34)$$

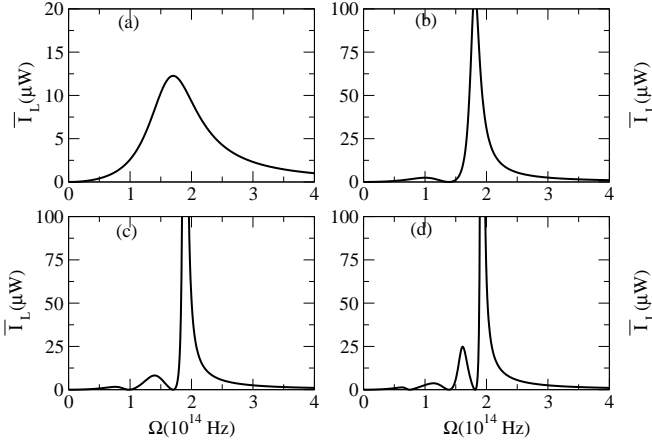


FIG. 6: Heat current  $\bar{I}_L$  as a function applied frequency for different system size of one-dimensional chain with force  $F_j(t) = (-1)^j f_0 e^{-i\Omega t} + c.c.$  (a)  $N_C=2$ , (b)  $N_C=4$ , (c)  $N_C=6$ , (d)  $N_C=8$ .  $K = 1 \text{ eV}/(\text{\AA}^2)$

where  $g = \sum_{j=1,3,\dots,N=\text{odd}} G_{1j}^r - \sum_{j=2,4,\dots,N=\text{even}} G_{1j}^r$  and  $g^*$  is the conjugate of  $g$ .

In Fig. 6. we plot the current with applied frequency for different system size. The value of  $\gamma$  is chosen to be 1 in proper units. It is clear that the zero values of the current is same as in Rubin's case. However the current doesn't diverge at  $\Omega = 2\sqrt{K}$ , it goes to a maximum value and then decay with increasing  $\Omega$ . We also check numerically the behaviour of  $\bar{I}_L$  with system length and we found that the behaviour is similar with Rubin baths.

Similar ohmic model was also investigated by Marathe et.al<sup>23</sup> for  $N_C = 2$  where they conclude that this model cannot work either as a heat pump or as a heat engine. Our calculation agrees with their results.

It is also possible to calculate current in the over-damped regime by dropping the term  $(\Omega + i\eta)^2$  in  $G^r[\Omega]$  given in Eq. (32). In this regime for  $N = 1$  our result agrees with the result obtained in Ref. 17 for magnetic field  $B = 0$ .

## B. Application to 2D square lattice

In this case we consider a square lattice with force constant  $K$  both in  $x$  and  $y$  direction. We take a small part of the full infinite system which is square in shape and call it the center and rest is treated as a bath and is kept at a constant temperature with the center. The classical equation of motion for the center atoms is given by

$$\begin{aligned} \ddot{u}_{i,j}^x &= Ku_{i-1,j}^x - 4Ku_{i,j}^x + Ku_{i+1,j}^x \\ &\quad + Ku_{i,j+1}^x + Ku_{i,j-1}^x + F_j^x(t), \quad 1 \leq j \leq N_C; \\ \ddot{u}_{i,j}^y &= Ku_{i-1,j}^y - 4Ku_{i,j}^y + Ku_{i+1,j}^y \\ &\quad + Ku_{i,j+1}^y + Ku_{i,j-1}^y + F_j^y(t), \quad 1 \leq j \leq N_C, \end{aligned} \quad (35)$$

where the total number of particle in the center is  $N_C^2$ . The equation of motion for the leads are identical to the center except that the driven forces are zero. The retarded Green's function for the full system is given by<sup>24</sup>

$$G_{ll'}^r[\Omega] = \frac{1}{N^2} \sum_{\mathbf{k}} \frac{e^{i(\mathbf{R}_l - \mathbf{R}_{l'}) \cdot \mathbf{k}}}{\Omega^2 - 2K[2 - \cos(k_x a) - \cos(k_y a)]}, \quad (36)$$

where  $l = l_2 + (l_1 - 1)N$  and  $l' = l'_2 + (l'_1 - 1)N$ ,  $\mathbf{R}_l = l_1 \mathbf{a}_1 + l_2 \mathbf{a}_2$ ,  $\mathbf{R}_{l'} = l'_1 \mathbf{a}_1 + l'_2 \mathbf{a}_2$  and  $N$  is the total number of particle in the full system,  $\mathbf{k}$  is the wave-vector and its components are given by  $k_x = \frac{2\pi n_x}{Na}$ ,  $k_y = \frac{2\pi n_y}{Na}$  where  $a$  is the lattice constant.  $\mathbf{a}_1$  and  $\mathbf{a}_2$  are the primitive lattice vectors. In the large  $N$  limit i.e.,  $N \rightarrow \infty$  one can write

$$G_{ll'}^r[\Omega] = \frac{1}{2\pi} \int_{-\pi}^{\pi} dq_y \cos(n_2 q_y) L(q_y), \quad (37)$$

where  $n_1 = l'_1 - l_1$ ,  $n_2 = l'_2 - l_2$  and

$$L(q_y) = \frac{1}{2\pi} \int_{-\pi}^{\pi} dq_x \frac{e^{in_1 q_x}}{\Omega^2 - 2K[2 - \cos(q_x) - \cos(q_y)]}. \quad (38)$$

This integral can be done using the contour integration technique and can be written as

$$\begin{aligned} L(q_y) &= \frac{\lambda^{n_1}}{K(\lambda_1 - \frac{1}{\lambda_1})}, \\ \lambda_{1,2} &= -\frac{\omega}{2K} \pm \frac{\sqrt{(\omega^2 - 4K^2)}}{2K}, \\ \omega &= \Omega^2 - 2K(2 - \cos(q_y)). \end{aligned} \quad (39)$$

To get  $\Gamma$  (omitting the  $L$  index) we need to use retarded Green's function for the center which is given by

$$G_{CC}^r[\Omega] = ((\Omega + i\eta)^2 I - K^C - \Sigma^r[\Omega])^{-1} \quad (40)$$

and

$$\begin{aligned} \Gamma[\Omega] &= -2 \text{Im}(\Sigma^r[\Omega]) \\ &= 2 \text{Im}[(G_{CC}^r)^{-1}[\Omega]] \end{aligned} \quad (41)$$

Where  $K^C$  is the force constant matrix of the center. In Fig.7. and Fig.8. we plot the average current going out of the center with frequency where the force is in both in  $x$  and  $y$  direction with same magnitude ( $f_0 = 1\text{eV}$ ) and is given by  $\mathbf{F}_j(\mathbf{t}) = (-1)^j \mathbf{f}_0 e^{-i\Omega t} + c.c.$  The behaviour of average current in this case is quite similar as in the 1D case. The oscillation also increases with  $N_C$  and the value of current goes to minimum when the applied frequency matches with the normal mode frequencies of the full system.

In Fig.9. we plot the current with system size and it is found that the current oscillates with  $N_C$  and it also shows a periodic pattern depending on the value of  $\Omega$ .  $\bar{I}$  is roughly proportional with  $N_C^2$ .

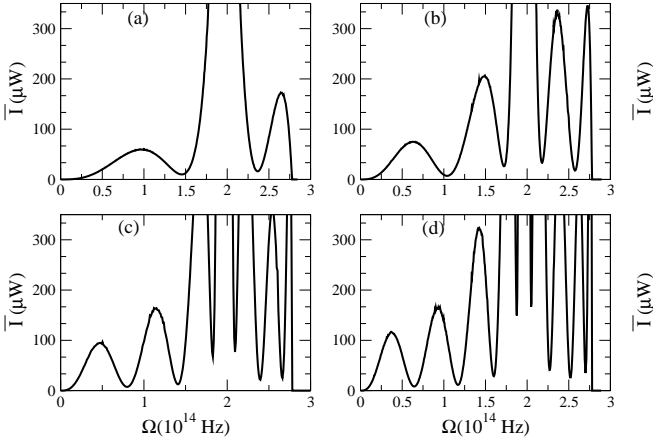


FIG. 7: Heat current  $\bar{I}$  as a function applied frequency for different system size of square lattice with force  $\mathbf{F}_j(\mathbf{t}) = (-1)^j \mathbf{f}_0 e^{-i\Omega t} + c.c.$  (a)  $N_C=4$ , (b)  $N_C=6$ , (c)  $N_C=8$ , (d)  $N_C=10$ .  $K = 1 \text{ eV}/(\text{\AA}^2)$

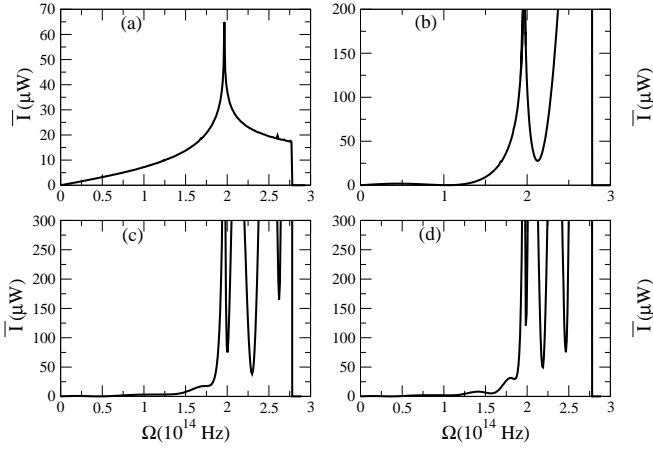


FIG. 8: Heat current  $\bar{I}$  as a function applied frequency for different system size of square lattice with force  $\mathbf{F}_j(\mathbf{t}) = (-1)^j \mathbf{f}_0 e^{-i\Omega t} + c.c.$  (a)  $N_C=1$ , (b)  $N_C=3$ , (c)  $N_C=7$ , (d)  $N_C=9$ .  $K = 1 \text{ eV}/(\text{\AA}^2)$

#### IV. NONLINEAR INTERACTION AT THE CENTER

It is also possible to study the effect due to nonlinear interaction in the center for this model. In this case we assume that both the force and the cubic interaction switched on at  $t = -\infty$ . So using contour-ordered Green's function and interaction picture the center Green's function can be written as

$$G_{jl}(\tau, \tau') = -\frac{i}{\hbar} \langle T_\tau u_j(\tau) u_l(\tau') e^{\sum_m \frac{i}{\hbar} \int d\tau'' F_m(\tau'') u_m(\tau'')} e^{-\frac{i}{\hbar} \int d\tau''' H_n^I(\tau''')} \rangle_{G_0} \quad (42)$$

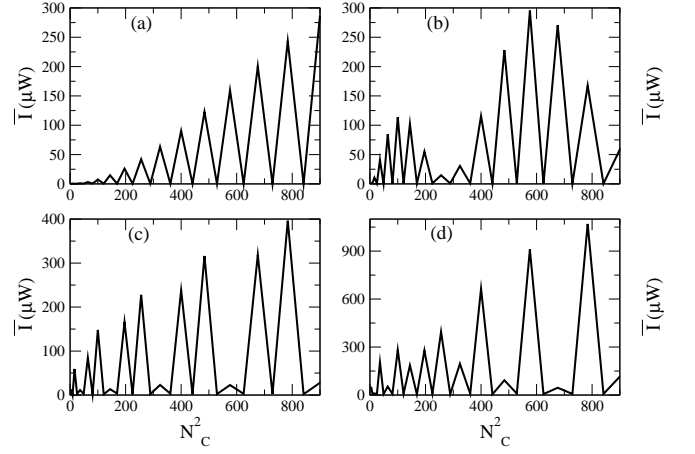


FIG. 9: Heat current  $\bar{I}$  versus size of the center for different applied frequencies for two-dimensional square lattice. Here (a)  $\Omega=0.10$ , (b)  $\Omega=1.47$ , (c)  $\Omega=0.98$ , (d)  $\Omega=0.39$ . The frequencies are given in  $10^{14} \text{ (Hz)}$  unit. The other parameters same as in Fig.3.

we take cubic potential which is

$$H_n(\tau) = \frac{1}{3} \sum_{ijk} \int d\tau' \int d\tau'' T_{ijk}(\tau, \tau', \tau'') u_i(\tau) u_j(\tau') u_k(\tau'') \quad (43)$$

where  $T_{ijk}(\tau, \tau', \tau'') = T_{ijk} \delta(\tau - \tau') \delta(\tau - \tau'')$ . If we expand the nonlinear interaction the first term gives us our old linear result. The first nonzero contribution comes from the second term of both the nonlinear potential and the force. The expression for the Green's function in first order of force is given by

$$G_{mn}(\tau, \tau') = -\frac{1}{3} \left(-\frac{i}{\hbar}\right)^3 \int d\tau'' \int d\tau_1 \int d\tau_2 \int d\tau_3 \sum_{ijk o} \langle T_\tau u_m(\tau) u_n(\tau') F_o(\tau'') u_o(\tau'') T_{ijk}(\tau_1, \tau_2, \tau_3) u_i(\tau_1) u_j(\tau_2) u_k(\tau_3) \rangle_{G_0}. \quad (44)$$

Since the density operator is quadratic we can use Wick's theorem and finally we get 15 possible terms which gives rise to three independent Feynman diagrams. The final expression combining all these diagrams is

$$I_L(t) = \frac{1}{4\pi^2} \sum_{ijk m n o} T_{ijk} \int_{-\infty}^{+\infty} d\omega' \int_{-\infty}^{+\infty} d\omega'' \hbar \omega' e^{-i\omega'' t} G_{io}^r[\omega''] F_o[\omega'] (G_{mk}^r[\omega' + \omega''] G_{jn}^r[\omega'] \bar{\Sigma}_{nm}[\omega'] + G_{mk}^r[\omega' + \omega''] \bar{G}_{jn}[\omega'] \Sigma_{nm}[\omega'] + \bar{G}_{mk}[\omega' + \omega''] G_{jn}^a[\omega'] \Sigma_{nm}^a[\omega']) \quad (45)$$

From this expression it is clear that in the steady state there is no contribution to current to the linear order in  $F$  if we consider a cubic interatomic potential. To see the effect due to nonlinearity and also temperature dependent heat current it is important to go to higher order in force and also of the nonlinear potential.

## V. CONCLUSION

In summary we present an exact analytical expression for the heat current in the linear case with arbitrary form of time dependent force. The expression in general is true in any dimension. For ballistic systems the heat current is independent of the temperature of the heat bath and is related to the density of states of the system. We get an analytical expression of current for one-dimensional linear chain with oscillatory driven force. In this case the baths can absorb energy only when their intrinsic frequency resonates with the applied frequency. The generalization to arbitrary number of leads with different temperature is also possible in this case. We can relate this

problem with JE which is easier to check classically when the system is ballistic as the probability distribution for work is Gaussian. It will be interesting to study the general features of current using Eq. (24) with other forms of forces. The effect due to nonlinear interaction in higher order of force would also be an interesting case to study.

## ACKNOWLEDGEMENTS

We are grateful to Jin-Wu Jiang, Juzar Thingna, Meng Lee Leek and Eduardo C. Cuansing for insightful discussions. This work is supported in part by URC grant R-144-100-257-112 of National University of Singapore.

- 
- <sup>1</sup> J.-S. Wang, J. Wang and N. Zeng, Phys. Rev. B **74**, 033408 (2006).
  - <sup>2</sup> J.-S. Wang, J. Wang, and J. T. L, Eur. Phys. J. B, **62**, 381 (2008).
  - <sup>3</sup> E. C. Cuansing and J.-S. Wang, Phys. Rev. E **82**, 021116 (2010).
  - <sup>4</sup> E. C. Cuansing and J.-S. Wang, Phys. Rev. B **81**, 052302 (2010).
  - <sup>5</sup> A. Dhar, Adv. in Phys., 57:5, 457-537 (2008).
  - <sup>6</sup> A. Dhar and D. Roy, J. Stat. Phys, **125**, 4, (2006).
  - <sup>7</sup> Y. Tanimura, J. Phys. Soc. Jpn. **75**, 082001, (2006).
  - <sup>8</sup> M. Esposito and P. Gaspard, Phys. Rev. E, **76**, 041134, (2007).
  - <sup>9</sup> S. Lepri, R. Livi, and A. Politi, Phys. Rep. **377**, 1 (2003).
  - <sup>10</sup> F. Bonetto, J. L. Lebowitz, and L. Rey-Bellet, "Fourier's Law: A Challenge to Theorists," *Mathematical Physics 2000* (Imp. Coll. Press, London, 2000)
  - <sup>11</sup> K. Saito, EPL, **83**, 50006 (2008).
  - <sup>12</sup> T. Harada, and S. I. Sasa, Phys. Rev. E **73**, 026131 (2006).
  - <sup>13</sup> C. Jarzynski, Phys. Rev. Lett. **78**, 2690 (1997).
  - <sup>14</sup> C. Jarzynski, Phys. Rev. E **56**, 5018 (1997).
  - <sup>15</sup> A. Dhar, Phys. Rev. E **71**, 036126 (2005).
  - <sup>16</sup> T. Mai and A. Dhar, Phys. Rev. E **75**, 061101 (2007).
  - <sup>17</sup> A. M. Jayannavar and M. Sahoo, Phys. Rev. E **75**, 032102 (2007).
  - <sup>18</sup> J. Schwinger, J. Math. Phys. **2**, 407 (1961); L.V. Keldysh, Sov. Phys. JETP **20**, 1018 (1965).
  - <sup>19</sup> See, for a review, J. Rammer and H. Smith, Rev. Mod. Phys. **58**, 323 (1986).
  - <sup>20</sup> A.-P. Jauho, N.S. Wingreen, and Y. Meir, Phys. Rev. B **50**, 5528 (1994).
  - <sup>21</sup> R. J. Rubin and W. L. Greer, J. Math. Phys. **12**, 1686 (1971).
  - <sup>22</sup> J.-S. Wang, N. Zeng, J. Wang, C. K. Gan, Phys. Rev. E **75**, 061128 (2007).
  - <sup>23</sup> R. Marathe, A. M. Jayannavar, and A. Dhar, Phys. Rev. E **75**, 030103(R) (2007).
  - <sup>24</sup> A. A. Maradudin, P. Mazur, E. W. Montroll, and G. H. Weiss, Rev. Mod. Phys. **30**, 175196 (1958).