

Ultra-sensitive phase estimation with white light

Chuan-Feng Li*, Xiao-Ye Xu, Jian-Shun Tang, Jin-Shi Xu, and Guang-Can Guo
*Key Laboratory of Quantum Information, University of Science and Technology of China,
Chinese Academy of Sciences, Hefei, 230026, China*

By analyzing the imaginary weak value just in frequency domain, an improvement of the scheme by Brunner and Simon [Phys. Rev. Lett. **105**, 010405 (2010)] is proposed to show that quantum weak measurement can provide a method to detect ultra small longitudinal phase shifts with even white light. As such, the previous scheme can be noteworthy simplified for experimental implementations.

PACS numbers: 03.65.Ta, 42.50.-p

High resolution phase estimation plays important roles in all fields of science where a precise measurement of physical change smaller than particle's wave length is required. Usually, it is realized by interferometers, which exploit the quantum coherence and provide quantum metrology technologies [1] to measure small physical effects since the first use exploited by Michelson in 1887 to measure the speed of light [2]. A standard interferometric scheme utilizes the nature that a half wave phase shift can change the dark port to be bright and the probability distribution in dark port indicates the amount of physical variable change which induces the phase shift. The resolution in standard interferometer is dominated by the intrinsic quantum noise [3]. To increase the resolution, people usually repeat the experiment many times. Recently, by exploring quantum feature in standard interferometer, some more sensitive phase estimation methods have been realized [4]. In a recent paper, based on quantum weak measurement and weak value [5], a promising alternative to standard interferometry in ultra-high resolution phase estimation has been proposed by Brunner and Simon (BS) [6].

One of cornerstones in quantum mechanics is the famous measurement disturbance guaranteed by Heisenberg uncertainty principle [7], however, weak measurement "opened the door for investigation of all manner of quantum phenomena previously deemed inaccessible" [8]. Weak measurement disturbs the measured system weakly and only extract partial information about the system. However, joined with preselection and postselection of the quantum state, strange weak values that lay outside the range of the observable's eigenvalues can be obtained. These unorthodox predictions of weak measurement were initially controversial [9], while their experimental confirmation have been taken out in various quantum systems, such as quantum optics [10, 11], solid state systems [12] and quantum dot [13]. The weak perturbation in weak measurement of the quantum system can be very useful in analysis of many interesting counterintuitive quantum phenomena, such as macrorealistic hidden variable theories [14], Hardy's paradox [15], apparent superlumi-

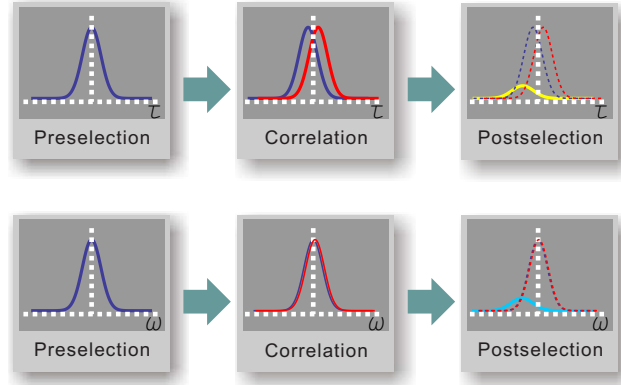


FIG. 1: (color online) A schematic diagram for general weak measurements involving real weak values (the upper row) and imaginary weak values (the lower row).

nal travel [16–18] and the three-box problem [19]. A more technical utilization of weak measurement and weak value is the small signal amplification [8]. Compared to the standard interferometry, the weak value amplification can not only provides the same precise as that when only real weak values is used, but also exceed the precise when imaginary weak values involved [17, 20]. The enhancement of signal by using imaginary weak values has been used to detect spin Hall effect of light [21] and tiny beam deflections [22]. The BS scheme proposed to measure small longitudinal phase shifts with pulsed source is based on fully imaginary weak value. They point out that this method combined with frequency domain detection could in principle outperform standard interferometry by 3 orders of magnitude. Their theory analysis utilize time domain analysis and at last, to involve imaginary weak value, a Fourier transform was introduced. In this report, we treat the weak measurement just as interference and analysis it only in frequency domain. As a result, we find that the weak value amplification of small longitudinal phase shifts can be done by classical thermal light with a ultra-broad bandwidth.

A standard quantum measurement procedure takes into account both the quantum system and the probe apparatus, and considered the wave packet collapse as a decoherence effect induced by the environment around

*email: cfli@ustc.edu.cn

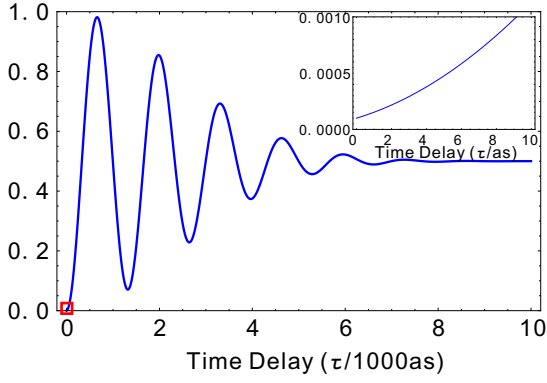


FIG. 2: (color online) Depicts the postsselection probability \mathcal{T} varying with the phase shifts τ , where ϵ is set to be 0.01 radian and the spectrum width is 100 nm. The red box and the insert represent the work range of weak measurement.

them [23]. A general weak measurement can be obtained by transforming from standard quantum measurement procedure with two different methods [24]: one is to keep the coupling strength the same as in a strong measurement but to change the initial state of the probe; the second is to keep the initial state of the probe but to reduce the coupling strength. General weak measurement procedure are depicted in Figure 1. The quantum system considered is the polarization of a photon. Generally, the state after preselection can be written as $|\psi\rangle = \alpha|H\rangle + \beta|V\rangle$, where $|H\rangle$ ($|V\rangle$) represents the horizontal (vertical) polarization and $|\alpha|^2 + |\beta|^2 = 1$. The probe system can be another degree of freedom of the photon [17, 21, 22] or an ancillary particle [11]. In BS scheme, the probe is considered as the time of arrival of the single photon, represented by $\int dtg(t)|t\rangle$, where $g(t)$ is the associated wave function and is assumed to be a Gaussian function $g(t) = (\pi\sigma^2)^{-1/4} \exp(-t^2/2\sigma^2)$ with σ denoting the probe spread. The weak correlation effect is introduced by birefringent (which could be other polarization dependent phase shift effects) and can lead to state changes of probe in real space (the upper row in Fig 1). After the weak correlation, postselection on the system state can derive the so called weak value [5]:

$$A_w = \frac{\langle\phi|A|\psi\rangle}{\langle\phi|\psi\rangle}, \quad (1)$$

where $|\phi\rangle = \mu|H\rangle + \nu|V\rangle$ with $|\mu|^2 + |\nu|^2 = 1$ represents the postselection state; A denotes the observable to be measured and $A|H\rangle = |H\rangle$, $A|V\rangle = -|V\rangle$. Proper selection of state $|\psi\rangle$ and $|\phi\rangle$ can yield weak values which lay outside the range of the observable's eigenvalues [5] or which is a strange complex number [20]. The BS scheme considered $|\psi\rangle = \frac{1}{\sqrt{2}}(|H\rangle + i|V\rangle)$, $|\phi\rangle = \frac{1}{\sqrt{2}}(-ie^{i\epsilon}|H\rangle + e^{-i\epsilon}|V\rangle)$ and a fully imaginary weak value $A_w = i \cot \epsilon$ with the postsselection probability $\sin^2 \epsilon$ was gotten. The spectrum of probe then equals $\sin^2(\omega\tau - \epsilon)|g(\omega)|^2$, where $g(\omega)$ is the Fourier transform of $g(t)$. The center of probe

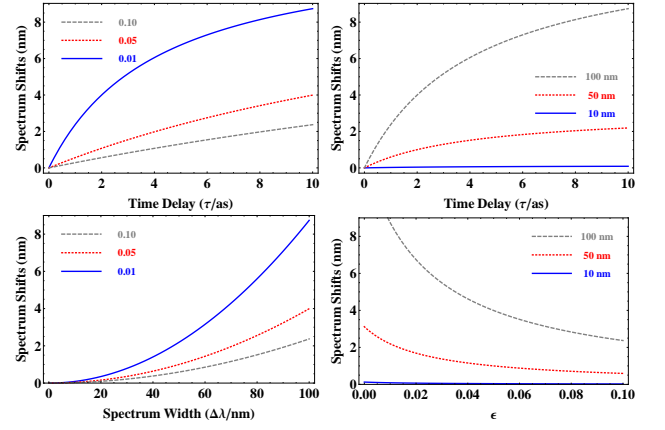


FIG. 3: (color online) The amplification effect involving imaginary weak values (see the text for detail).

spectrum will be shift by $2\tau/\sigma^2\epsilon$. This effect of shifting spectrum of light is very helpful in phase estimation by performing a spectral analysis. It is found that there is an amplification of small longitudinal phase shifts. In their analysis, a pulsed laser is considered and the amplification is inversely proportional to the square of the temporal width of the pulses. However, by analysis only in frequency domain, we find that the amplification effect will work as long as the spectrum is large enough, irrespectively of the behavior in the time domain.

In this report, the frequency of light is treated as the probe and the system state is chosen to be the same as in BS scheme. The frequency wave function is given by $f(\omega) = (\pi\delta^2)^{-1/4} \exp[-(\omega - \omega_0)^2/2\delta^2]$. The state of the system-probe combination after weak correlation can be written as

$$|\Psi\rangle = \int d\omega \frac{1}{\sqrt{2}} f(\omega) [e^{i\omega\tau}|H\rangle + ie^{-i\omega\tau}|V\rangle] |\omega\rangle. \quad (2)$$

Although the weak measurement do not change the frequency distribution (the lower row in Fig. 1), there will be a spectrum shifting effect when postselection of the system state has been done. Postselection of the polarization state at basis $|\phi\rangle$ collapse the probe state to be

$$|\mathcal{P}\rangle = \frac{1}{\sqrt{\mathcal{T}}} \int d\omega \frac{i}{2} f(\omega) [e^{i(\omega\tau - \epsilon)} + e^{-i(\omega\tau - \epsilon)}] |\omega\rangle. \quad (3)$$

The postsselection probability is

$$\mathcal{T} = 0.5\{1 - \exp(-\delta^2\tau^2) \cos[2(\omega_0\tau + \epsilon)]\}. \quad (4)$$

The imaginary weak value is given by $A_w = i \cot \epsilon$. The frequency distribution is given by

$$\mathcal{F}(\omega) = |\langle\mathcal{P}|\mathcal{P}\rangle|^2, \quad (5)$$

the center of which is

$$\omega_0 = \frac{\int \omega \mathcal{F}(\omega) d\omega}{\int \mathcal{F}(\omega) d\omega} = \omega_0 + \Delta\omega, \quad (6)$$

where the frequency shift

$$\Delta\omega = \frac{\tau\delta^2}{2\mathcal{T}} \exp(-\delta^2\tau^2) \sin[2(\omega_0\tau + \epsilon)]. \quad (7)$$

In the weak measurement limit, τ is extremely small, then by taking the first order approximate, we get $\mathcal{T} \rightarrow \sin^2 \epsilon$ and $\Delta\omega \rightarrow \tau\delta^2 \cot \epsilon$. This frequency shift is measurable by currently available spectrometers within considering the alignment errors and, for the image weak value amplification, it can be used to detect a small phase shift τ which could be in principle outperform standard interferometry by 3 orders of magnitude [6].

In Fig. 2, we compare the work range of standard interferometer and weak measurement. The spectrum width is 100 nm for typical white light source. For so large spectrum width, the postselection probability will tend to be 0.5 quickly due to the decoherence effect. That's why white light can not be utilized in a standard interferometer. However, a weak measurement works at the limit τ is extremely smaller than the decoherence time characterized by δ (the red box and the insert in Fig. 2). The cooperation of preselection and postselection can discard most of the undecohered part in the measurement process, while this part is dominant and acts as noise when the measured signal contained in quantum systems is ultra small.

In Fig. 3, we depict the amplification effect involving imaginary weak values. The top left corner displays the spectrum shifts varying with the phase shifts for different

ϵ (The spectrum width is set to be 100 nm. Blue, red and gray correspond to 0.01, 0.05 and 0.10 respectively). A small ϵ , which indicates more orthogonality, will be more suitable for measuring small phase shifts. While it can't be set to zero which corresponds to no count at all at the weak measurement limit. The spectrum shifts varying with the phase shifts for different spectrum width is depicted in the top right corner (ϵ is set to be 0.01. Blue, red and gray correspond to 10 nm, 50 nm and 100 nm respectively). A larger spectrum width is significantly suitable for amplification utilization, in other words, a short decoherence time will be more appropriate for weak measurement amplifier. The lower two graphs reflect the amplification factor varying with the spectrum width (lower left corner for different ϵ) and ϵ (lower right corner for different spectrum width), where the phase shift is fixed at 10 as.

In conclusion, an improvement of the BS scheme [6] is proposed. Not involving real space, we derive a fully imaginary weak value in frequency domain and analysis the amplification effect in measuring ultra small longitudinal phase shifts. We point out that the original BS scheme is noteworthy simplified and the improved method can be realized just by classical white light in experiment.

This work was supported by National Fundamental Research Program and the National Natural Science Foundation of China (Grant No.60921091, 10874162 and 11004185).

-
- [1] V. Giovannetti, S. Lloyd, and L. Maccone, Phys. Rev. Lett. **96**, 010401 (2006).
- [2] A. A. Michelson and E. W. Morley, Phil. Mag. **24**, 449 (1887).
- [3] C. M. Caves, Phys. Rev. D **23**, 1693 (1981); B. Yurke *et al.*, Phys. Rev. A **33**, 4033 (1986).
- [4] K. Goda *et al.*, Nat. Phys. **4**, 472 (2008); R. Schnabel *et al.*, Nat. Commun. **1**, 121 (2010); T. Nagata *et al.*, Science **316**, 726 (2007); B. L. Higgins *et al.*, Nature **450**, 393 (2007).
- [5] Y. Aharonov, D. Z. Albert, and L. Vaidman, Phys. Rev. Lett. **60**, 1351 (1988).
- [6] N. Brunner and C. Simon, Phys. Rev. Lett. **105**, 010405 (2010).
- [7] W. Heisenberg, Z. Phys. **43**, 172 (1927).
- [8] A. M. Steinberg, Nature **463**, 890 (2010).
- [9] I. M. Duck *et al.*, Phys. Rev. D **40**, 2112 (1989); A. J. Leggett, Phys. Rev. Lett. **62**, 2325 (1989).
- [10] N. W. M. Ritchie, J. G. Story, and R. G. Hulet, Phys. Rev. Lett. **66**, 1107 (1991).
- [11] G. J. Pryde, J. L. O'Brien, A. G. White, T. C. Ralph, and H. M. Wiseman, Phys. Rev. Lett. **94**, 220405 (2005).
- [12] A. N. Korotkov *et al.*, Phys. Rev. Lett. **97**, 166805 (2006); N. Katz *et al.*, Phys. Rev. Lett. **101**, 200401 (2008).
- [13] A. Romito, Y. Gefen, Y. M. Blanter, Phys. Rev. Lett. **100**, 056801 (2008).
- [14] N. S. Williams *et al.*, Phys. Rev. Lett. **100**, 026804 (2008); A. Palacios-Laloy *et al.*, Nat. Phys. **6**, 442 (2010); M. E. Goggin *et al.*, e-print arXiv:0907.1679 (2009).
- [15] Y. Aharonov *et al.*, Phys. Lett. A **301**, 130 (2002); J. S. Lundeen *et al.*, Phys. Rev. Lett. **102**, 020404 (2009); K. Yokoo *et al.*, New J. Phys. **11**, 033011 (2009).
- [16] D. R. Solli, C. F. McCormick, R. Y. Chiao, S. Popescu, and J. M. Hickmann, Phys. Rev. Lett. **92**, 043601 (2004).
- [17] N. Brunner, V. Scarani, M. Wegmüller, M. Legré, and N. Gisin, Phys. Rev. Lett. **93**, 203902 (2004).
- [18] Y. Aharonov and D. Rohrlich, Quantum Paradoxes: Quantum Theory for the Perplexed (Weinheim: Wiley-Vch, 2005).
- [19] K. J. Resch, J. S. Lundeen, and A. M. Steinberg, Phys. Lett. A **324**, 125 (2004).
- [20] R. Jozsa, Phys. Rev. A **76**, 044103 (2007).
- [21] O. Hosten and P. Kwiat, Science **319**, 787 (2008).
- [22] P. B. Dixon *et al.*, Phys. Rev. Lett. **102**, 173601 (2009); D. J. Starling *et al.*, Phys. Rev. A **80**, 041803(R) (2009); D. J. Starling *et al.*, Phys. Rev. A **82**, 011802(R) (2010).
- [23] W. H. Zurek, Rev. Mod. Phys. **75**, 715 (2003).
- [24] Y. Kedem and L. Vaidman, Phys. Rev. Lett. **105**, 230401 (2010).