

Interference of Light in Michelson–Morley Interferometer: A Quantum Optical Approach

Ø. Langangen,^{1,2,*} B.-S. Skagerstam,^{3,†} and A. Vaskinn^{3,‡}

¹*Institute of Theoretical Astrophysics, University of Oslo, P.O. Box 1029 Blindern, N-0315 Oslo, Norway*

²*Centre for Ecological and Evolutionary Synthesis (CEES), University of Oslo,*

Department of Biology, P.O. Box 1066 Blindern, N-0316 Oslo, Norway

³*Department of Physics, The Norwegian University of Science and Technology, N-7491 Trondheim, Norway*

We investigate how the temporal coherence interference properties of light in a Michelson–Morley interferometer (MMI), using only a single-photon detector, can be understood in a quantum-optics framework in a straightforward and pedagogical manner. For this purpose we make use of elementary quantum field theory and Glaubers theory for photon detection in order to calculate the expected interference pattern in the MMI. If a thermal reference source is used in the MMI local oscillator port in combination with a thermal source in the signal port, the interference pattern revealed by such an intensity measurement shows a distinctive dependence on the differences in the temperature of the two sources. The MMI can therefore be used in order to perform temperature measurements. A related method was actually used to carry out high precision measurements of the cosmic microwave background radiation on board of the COBE satellite. The theoretical framework allows us to consider any initial *quantum* state. The interference of single photons as a tool to determine the angular peak-frequency of a one-photon pulse interfering with a single-photon reference pulse is e.g. considered. A similar consideration for coherent laser pulses and a time-averaged observation leads to a different response in the detector. The MMI experimental setup is therefore in a sense an example of an optical device where one can exhibit the difference between classical and quantum-mechanical light using only intensity measurements.

PACS numbers: 03.65.-w, 42.50.-p, 05.70.-a, 07.60.Ly, 07.87.+v

I. INTRODUCTION

In 2006 G. Smooth and J. Mather shared the Nobel Prize in Physics "for their discovery of the black-body form and anisotropy of the cosmic micro-wave background radiation (CMB)" [1]. These exciting discoveries were a breakthrough in modern cosmology by the CMB anisotropy and the strong validation of the black body spectrum as predicted by the Big Bang theory. The discovery of the black body form of the CMB spectrum and the high precision measurement of the CMB temperature (see e.g. Ref.[2]) relied heavily on the so called Far Infrared Absolute Spectrophotometer (FIRAS) [3] on board the Cosmic Background Explorer [4, 5]. In short the FIRAS is a Michelson–Morley interferometer allowing comparison of the interference patterns between the observed source and a reference source on-board the COBE satellite.

In this paper we will make use of Glaubers theory for photon detection [6, 7] (for a guide to the early literature see e.g. Refs.[8] and for text-book accounts see e.g. Refs.[9–11]) together with elementary quantum mechanics to show how the principles of the FIRAS can be understood in a quantum optical framework.

In Section II recapitulate the principles of Glaubers

photon detection theory and the transformation properties of a quantum field in a beam-splitter (see e.g. Refs.[12–14]). The Glauber theory of optical coherence is by now well established and plays a central role in fundamental studies of quantum interference effects of photon quantum states (see e.g. Refs.[15–17]). In Section III we consider temporal interference effects in the Michelson–Morley interferometer for pure quantum states like single-photon states as well as classical states corresponding to coherent states (see e.g. Refs.[8]). In Section IV we explain the principles of interference of thermal light in the Michelson–Morley interferometer by using only vacuum as the reference source and reproduce known expressions and in Section V, we consider the full system with the observed source combined with a thermal reference source. With the results then obtained we explain the basic principle of FIRAS and how it was used as a high precision thermometer.

Our presentation extends a recent presentation by Donges [18] and illustrates that a quantum-mechanical treatment e.g. directly leads to the concept of a thermal coherence length without explicitly making use of classical results like the Wiener-Kintchine theorem as in Ref.[18]. In Section VI we, finally, give some concluding remarks.

II. THE MICHELSON-MORLEY INTERFEROMETER

We consider the Michelson–Morley interferometer (MMI) seen in Fig.1, where the so called *temporal co-*

*Electronic address: oysteol@astro.uio.no

†Electronic address: bo-sture.skagerstam@ntnu.no

‡Electronic address: asle.vaskinn@ntnu.no

herence properties of the radiation field is probed (for an early account see e.g. Ref.[19]). To understand the interference in the MMI we divide it into separate pieces, and explain each separately before we consider the presence of a reference beam in the MMI.

A. Glaubers theory of photon detection

Let us first outline a simple, but not unrealistic, model of a photon detector situated at the space-time point (\vec{x}, t) . In this simplified model of a photon detection process [6, 7] the detection of the photon is described by an annihilation of a photon at the detector which effects the initial state as follows:

$$|i\rangle \rightarrow \vec{E}^{(+)}(\vec{x}, t)|i\rangle. \quad (1)$$

The observable electric field operator $\vec{E}(\vec{x}, t) = \sum_m \vec{E}_m(\vec{x}, t)$ is described in terms of a suitable normal mode expansion, indexed by mode number m , as a superposition of positive and negative angular-frequency contributions:

$$\vec{E}_m(\vec{x}, t) = \vec{E}_m^{(+)}(\vec{x}, t) + \vec{E}_m^{(-)}(\vec{x}, t), \quad (2)$$

where $\vec{E}_m^{(+)}(\vec{x}, t)$ ($\vec{E}_m^{(-)}(\vec{x}, t)$) contains an annihilation (creation) operator for a photon with mode numbers m . According to the basic rule of Born in quantum mechanics, the probability to detect the system in a final state $|f\rangle$ after the one-photon absorption process is then proportional to $|\langle f|\vec{E}^{(+)}(\vec{x}, t)|i\rangle|^2$. Since the exact details of the final states are, in general, unknown we sum over all possible final states $|f\rangle$. In general, we also have to consider not only a pure initial quantum state but also a quantum state as described by a density matrix. This leads to a description of the observed intensity I which we write in form

$$I = \text{Tr} \left[\rho \vec{E}^{(-)}(\vec{x}, t) \vec{E}^{(+)}(\vec{x}, t) \right], \quad (3)$$

where ρ is the density matrix describing initial state and where use have be made of the completeness of all the final states, i.e. $\sum_f |f\rangle\langle f| = \mathbf{1}$. Since we will not be interested in the absolute normalization of the observed intensity I , we can neglect normalization constants that may enter into I . It is a remarkable fact that an analysis of single-photon interference in a Young interferometer using such a quantum-mechanical description of the photon detection is fairly recent in the history physics [20] as well as a proper experimental investigation of single-photon interference [21, 22].

For reasons of clarity, we will now consider a normal mode expansion of the electro-magnetic field observable $\vec{E}^{(+)}(\vec{x}, t)$ in terms of plane waves, i.e. in terms of a mode sum over wave mode numbers \vec{k} and polarization vector mode numbers λ , i.e. we have that

$$\vec{E}^{(+)}(\vec{x}, t) = i \sum_{\vec{k}\lambda} \sqrt{\frac{\hbar\omega_k}{2V\epsilon_0}} \vec{\epsilon}_{\vec{k}\lambda} a_{\vec{k}\lambda} e^{i\vec{k}\cdot\vec{x} - i\omega_k t}. \quad (4)$$

Here $\omega_k = c|\vec{k}|$ and t is a suitable retarded time parameter which will be given in terms of the time of flight, given the optical paths in the MMI setup. The dependence of the detector position \vec{x} will cancel in the expression for I . V is a quantization volume that will be allowed to be arbitrarily large at an appropriate late stage of our calculations. $a_{\vec{k}\lambda}$ is the annihilation operator describing the detected light and $\vec{\epsilon}_{\vec{k}\lambda}$ denotes the unit polarization vector of the normal mode considered.

Since, in the end, the dependence of normalization constants will be irrelevant, and since we will only consider polarization-independent optical devices, we make use of a scalar notation. We therefore suppress the wave-number and polarization subscripts and in terms of $\omega \equiv \omega_k$ we write $\hat{a}(\omega) \equiv \hat{a}_{\vec{k}\lambda}$, such that $[\hat{a}(\omega), \hat{a}^\dagger(\omega')] = \delta_{\omega\omega'}$ in terms of a discrete Kronecker delta $\delta_{\omega\omega'}$. We also make use of the following convenient notation [10] for the positive angular-frequency part of the electric field at the position of the detector at time t

$$E^{(+)}(t) = i \sum_{\omega} \sqrt{\delta\omega} \omega^{1/2} a(\omega) e^{i\phi(t)}. \quad (5)$$

Here $\phi(t) \equiv -\omega(t - \tau_s)$ now denotes an optical phase which explicitly takes the source-detection retardation time into account by the time-delay τ_s which will be evaluated for the MMI-setup below. If the detector time t enters explicitly into the detection intensity Eq.(3), we will perform a time-average which corresponds to a finite detector time-resolution window. The corresponding time-average of the observed intensity $I \equiv I(t)$ will be denoted by $\langle I \rangle$, i.e.

$$\langle I \rangle = \frac{1}{T_{int}} \int_{-T_{int}/2}^{T_{int}/2} dt I(t), \quad (6)$$

where the time T_{int} of integration, as e.g. the time during which an actual measurement proceeds, is chosen to be sufficiently large in comparison with any reciprocal bandwidth of the initial quantum states $|i\rangle$ considered. The time-averaged observed intensity $\langle I \rangle$ will in general, as we will see explicitly below, be a function of a time-delay τ depending on the actual experimental set-up.

For a finite quantization volume, ω can be regarded to be discrete and, in the infinite volume limit, we make use of the rule that $\sum_{\omega} \delta\omega \rightarrow \int_0^\infty d\omega \omega^{d-1}$, where d is the number of space-dimensions. We will neglect the dependence of transverse dimensions of very collimated normal modes and assume that $d = 1$. When appropriate we will, however, also consider $d = 3$ in order to compare with related results in the literature [18, 19]. Our main results will, however, not be very sensitive to the choice of d .

Using the same notation as above, a one-photon quantum state $|f\rangle$ with an angular-frequency distribution given by $f \equiv f(\omega)$ is then given by

$$|f\rangle = \sum_{\omega} \sqrt{\delta\omega} f(\omega) |1_\omega\rangle \equiv (f, a^\dagger) |0\rangle, \quad (7)$$

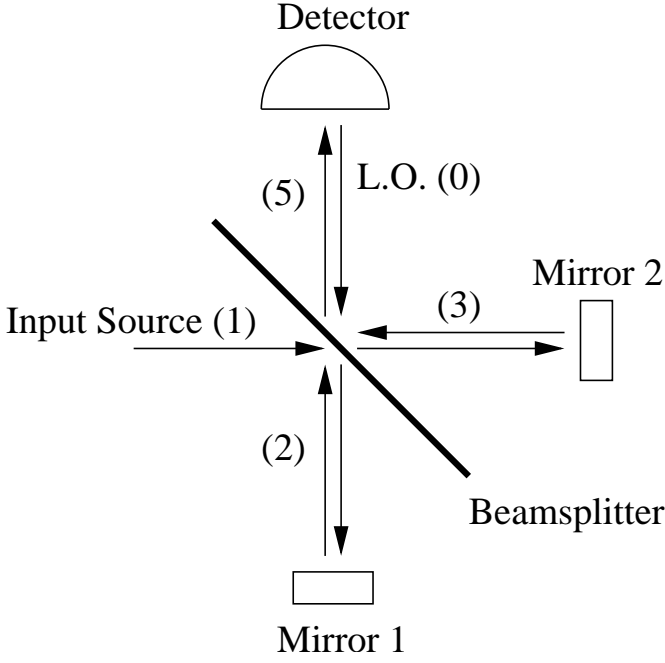


FIG. 1: Schematic drawing of the MMI setup considered in this paper. The thick and diagonal line is representing a beam-splitter with a transmission coefficient T . The numbers in the parenthesis are referring to the indices use to describe the different rays in the calculations. The signal port (1) and the local oscillator port LO (0) are prepared with various quantum states, like Fock states, coherent states or states with random phases like thermal states. In order to describe photon absorption in the detector we make use of Glaubers photon detection theory.

where $|1_\omega\rangle = a^\dagger(\omega)|0\rangle$ denotes a one-photon state with angular-frequency ω , normalized according to $\langle 1_\omega | 1_{\omega'} \rangle = \delta_{\omega\omega'}$, and where $|0\rangle$ denotes the vacuum state. We also make use of the notation $(f, a^\dagger) \equiv \sum_\omega \sqrt{\delta\omega} f(\omega) a^\dagger(\omega)$. The state $|f\rangle$ above is an eigenstate of the number operator $\hat{N} = \sum_\omega a^\dagger(\omega) a(\omega)$, i.e. a Fock state, with, of course, an eigenvalue corresponding to one particle present. Normalization of the state $|f\rangle$ for $d = 1$ therefore corresponds to

$$\langle f | f \rangle = 1 = \sum_\omega \delta\omega |f(\omega)|^2 = \int_0^\infty d\omega |f(\omega)|^2, \quad (8)$$

in the large-volume V limit. In order to make our presentation quantitative we will, for reasons of simplicity, consider real-valued one-photon angular-frequency distributions $f(\omega)$ such that

$$f(\omega) = \frac{1}{N} \exp(-(\omega - \bar{\omega})^2 / 2\sigma^2), \quad (9)$$

with a mean angular-frequency $\bar{\omega}$ and width σ and where the normalization constant N is given by

$$|N|^2 = \frac{\sigma\sqrt{\pi}}{2} \left(1 + \frac{2}{\sqrt{\pi}} \int_0^{\bar{\omega}/\sigma} dx e^{-x^2} \right) \quad (10)$$

in terms of an error function. This choice of frequency distribution makes it possible to actually carry out all relevant expressions analytically. In obtaining the properly normalized expression Eq.(9) we keep $\omega \geq 0$. It may, however, sometimes be possible to extend the range of frequencies to arbitrarily negative values in Eq.(8), so that $|N|^2 = \sigma\pi$, with an exponential small error, which makes some of the expressions as given below more tractable and transparent. With our choice of beam parameters below it turns out that such an approximation plays only a minor role with regard to actual numerical evaluations.

Conventional coherent states $|f\rangle_c$ as generated by the one-photon states $|f\rangle$ can then be obtained using a multi-mode displacement operator (see e.g. Refs.[8]), i.e.

$$|f\rangle_c = e^{(f, a^\dagger) - (f^*, a)} |0\rangle = e^{-\langle f | f \rangle / 2} e^{(f, a^\dagger)} |0\rangle. \quad (11)$$

such that

$$a_\omega |f\rangle_c = (\delta\omega)^{1/2} f(\omega) |f\rangle_c, \quad (12)$$

and hence

$${}_c \langle f | \hat{N} | f \rangle_c = \sum_\omega \delta\omega |f(\omega)|^2. \quad (13)$$

B. Transformation in the beam-splitter

Next, we consider a beam-splitter with frequency independent transmittance T and reflectance R . If we assume a perfect beam-splitter, where all light is either reflected or transmitted, we have $R + T = 1$. The input annihilation operators $a_0(\omega)$ and $a_1(\omega)$ of the beam-splitter will then transform according to (see e.g. Refs.[12–14])

$$\begin{aligned} \hat{a}_2(\omega) &= \sqrt{T} \hat{a}_0(\omega) + i\sqrt{1-T} \hat{a}_1(\omega), \\ \hat{a}_3(\omega) &= \sqrt{T} \hat{a}_1(\omega) + i\sqrt{1-T} \hat{a}_0(\omega), \end{aligned} \quad (14)$$

where $a_0(\omega), a_1(\omega)$ are the L.O. port and signal port mode annihilation operators, and a_2, a_3 the output annihilation mode operators corresponding to the transmitted and reflected modes. The $\pi/2$ -phase-shift between the transmitted and reflected part, described by the complex numbers in Eq.(14) will play an important role below as is also the case in the famous Hong-Ou-Mandel two-photon correlation experiment [23] and related investigations (see e.g. Ref. [25–27]).

A light beam arriving at the beam-splitter after being reflected in the mirrors 1 and 2 will in general be phase shifted, i.e. expressed in terms of mode operators this process corresponds to the replacement

$$\begin{aligned} \hat{a}_2(\omega) &\rightarrow \hat{a}_2(\omega) e^{i\phi_2(t)}, \\ \hat{a}_3(\omega) &\rightarrow \hat{a}_3(\omega) e^{i\phi_3(t)}, \end{aligned} \quad (15)$$

due to difference in optical path lengths with $\phi_2 = -\omega(t - \tau_2)$, $\phi_3 = -\omega(t - \tau_3)$ in terms of time-delays

τ_2 and τ_3 . The reflections at the mirrors in the MMI setup will also introduce a phase-shift of $\pi/2$, but this is equal for the two light beams and we can therefore be neglected all together. A light beam passing through the beam-splitter after reflection at the mirrors will, again, transform according to Eq.(14) and we therefore, finally, obtain an expression for the mode operator describing incident light on the photon detector, i.e.

$$\begin{aligned}\hat{a}_5(\omega) &= \sqrt{T}\hat{a}_2(\omega)e^{i\phi_2(t)} + i\sqrt{1-T}\hat{a}_3(\omega)e^{i\phi_3(t)} \\ &= \hat{a}_0(\omega) \left(T e^{i\phi_2(t)} - (1-T)e^{i\phi_3(t)} \right) + \\ &\hat{a}_1(\omega) \left(i\sqrt{T(1-T)}e^{i\phi_2(t)} + i\sqrt{T(1-T)}e^{i\phi_3(t)} \right). \quad (16)\end{aligned}$$

The positive angular-frequency part of electro-magnetic field operator, $E^{(+)}(t)$, at the position of the detector as given in Eq.(5), will now be expressed in terms of $\hat{a}_5(\omega)$. For reasons of clarity we will consider a 50/50 beam splitter, i.e. we make the choice $T = 1/2$, and therefore the corresponding electro-magnetic field operator to be used in Glaubers theory of photon detection, is given by

$$\begin{aligned}E^{(+)}(t) &= i \sum_{\omega} \frac{1}{2} \sqrt{\delta\omega} \omega^{1/2} \left(\hat{a}_0(\omega)(e^{i\phi_2(t)} - e^{i\phi_3(t)}) + \right. \\ &\quad \left. i\hat{a}_1(\omega)(e^{i\phi_2(t)} + e^{i\phi_3(t)}) \right). \quad (17)\end{aligned}$$

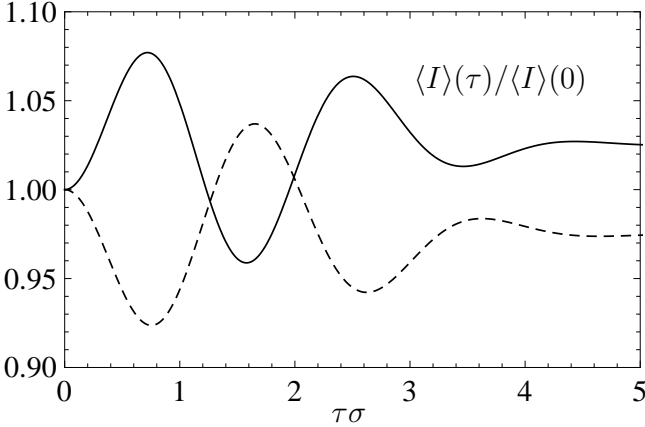


FIG. 2: The normalized single-photon intensity $\langle I \rangle(\tau)/\langle I \rangle(0)$ as a function of the dimensionless time-delay $\tau\sigma$ for the case of one-photon states in the signal and the LO ports with the same spectral width σ but with different mean frequencies. Two different examples are plotted with $\bar{\omega}_s = 3\sigma$: $\bar{\omega}_{lo} = 3.15\sigma$ with (solid line) or $\bar{\omega}_{lo} = 2.85\sigma$ (dashed line). The asymptotic values of $\langle I \rangle(\tau)/\langle I \rangle(0)$ can be obtained from the expression Eq.(21) in the main text, i.e. $(1 + \bar{\omega}_{lo}/\bar{\omega}_s)/2$.

III. INTERFERENCE OF FOCK STATES AND COHERENT STATES

Let us now specifically consider the following initial Fock state

$$|i\rangle = |f_s\rangle \otimes |f_{lo}\rangle, \quad (18)$$

for the signal and the local port with one-photon angular-frequency distributions according to Eq.(9) with the same spectral widths σ but with $\bar{\omega} \equiv \bar{\omega}_s = 3\sigma$ for the signal port and $\bar{\omega} \equiv \bar{\omega}_{lo} = 3.15\sigma$ or $\bar{\omega}_{lo} = 2.85\sigma$ for the local oscillator port. We then see that

$$\begin{aligned}E^{(+)}(t)|i\rangle &= \\ i \sum_{\omega} \frac{1}{2} \delta\omega \omega^{1/2} &\left(i f_s(\omega) e^{i\phi_2(t)} (1 + e^{i\omega\tau}) |0\rangle \otimes |f_{lo}\rangle \right. \\ &\quad \left. + f_{lo}(\omega) e^{i\phi_2(t)} (1 - e^{i\omega\tau}) |f_s\rangle \otimes |0\rangle \right), \quad (19)\end{aligned}$$

where we have made use of the fact that $\phi_3(t) - \phi_2(t) = \omega(\tau_3 - \tau_2) \equiv \omega\tau$, which now defines the optical time-delay τ . The probability for the detection of one photon will now, according to Glaubers theory of photon detection, be proportional to the absolute modulus square of the probability amplitude $E^{(+)}(t)|i\rangle$, i.e. to $|E^{(+)}(t)|i\rangle|^2$. A time-average over the time t according to Eq.(6) with $T_{int} \gg 1/\sigma$ leads to a Kronecker delta $\delta_{\omega\omega'}$ and therefore makes any double-sum over frequencies into a single-sum. In the large-volume limit and for $d = 1$, we then obtain

$$\begin{aligned}\langle I \rangle(\tau) &= \frac{1}{2T_{int}} \int_0^\infty d\omega 2\pi (\omega |f_s(\omega)|^2 (1 + \cos \omega\tau) + \\ &\quad \omega |f_{lo}(\omega)|^2 (1 - \cos \omega\tau)). \quad (20)\end{aligned}$$

If $\bar{\omega}_s, \bar{\omega}_{lo} \gg \sigma$ then, within a good numerical approximation, we can first replace the linear ω dependence in Eq.(20) with $\bar{\omega}_s$ and $\bar{\omega}_{lo}$ in front of the corresponding angular-frequency distributions, and then extend the integration to include arbitrarily negative angular-frequencies. One then finds that

$$\begin{aligned}\frac{\langle I \rangle(\tau)}{\langle I \rangle(0)} &\simeq \frac{1}{2} \left(1 + \frac{\bar{\omega}_{lo}}{\bar{\omega}_s} + \right. \\ &\quad \left. e^{-(\sigma\tau)^2/4} \left(\cos \tau\bar{\omega}_s - \frac{\bar{\omega}_{lo}}{\bar{\omega}_s} \cos \tau\bar{\omega}_{lo} \right) \right), \quad (21)\end{aligned}$$

where the interference effects are exponentially sensitive to the spectral width σ of the single-photon angular-distributions similar to the spectral width dependence in the Hong-Ou-Mandel two-photon experiment [23]. The asymptotic value of $\langle I \rangle(\tau)/\langle I \rangle(0)$ is given by $(1 + \bar{\omega}_{lo}/\bar{\omega}_s)/2$. In Fig.2 we exhibit $\langle I \rangle(\tau)/\langle I \rangle(0)$ with the choice as in Eq.(18). It is clear that with a given reference distribution $|f_{lo}(\omega)|^2$ of the local oscillator one can e.g. infer the common spectral width σ of the single-photon sources as well as the corresponding angular-frequency $\bar{\omega}_s$. A related experimental situation is discussed in Ref.[24] for a general one-photon state, i.e. not necessarily a pure quantum state.

In the case of coherent states in the signal and local ports, with one-particle state angular-frequency distributions $f_s(\omega)$ and $f_{lo}(\omega)$ as above, Eq.(19) is now replaced by

$$\begin{aligned}E^{(+)}(t)|i\rangle &= i \sum_{\omega} \frac{1}{2} \delta\omega \omega^{1/2} \left(i f_s(\omega) e^{i\phi_2(t)} (1 + e^{i\omega\tau}) \right. \\ &\quad \left. + f_{lo}(\omega) e^{i\phi_2(t)} (1 - e^{i\omega\tau}) \right) |f_s\rangle_c \otimes |f_{lo}\rangle_c, \quad (22)\end{aligned}$$

i.e. Eq.(20) is, for real-valued single-photon distributions $f_s(\omega)$ and $f_{lo}(\omega)$, replaced by

$$\langle I \rangle(\tau) = \frac{1}{2T_{int}} \int_0^\infty d\omega \omega 2\pi (|f_s(\omega)|^2(1 + \cos \omega\tau) + |f_{lo}(\omega)|^2(1 - \cos \omega\tau) - 2f_s(\omega)f_{lo}(\omega) \sin \omega\tau) . \quad (23)$$

In Fig.3 we exhibit $\langle I \rangle(\tau)/\langle I \rangle(0)$ with coherent states generated by the same choice of single-photon states as in Fig.2. The interference is, as in Fig.2, sensitive to the actual angular-frequency distributions. With a given reference distribution $|f_{lo}(\omega)|^2$ of the local oscillator, one can now infer the common spectral width σ of the coherent state sources as well as the corresponding angular-frequency $\bar{\omega}_s$. By a comparison with Fig.2, we now also conclude that the MMI setup is sensitive to the actual form of the initial quantum states despite the fact that we are only considering single-photon detection processes.

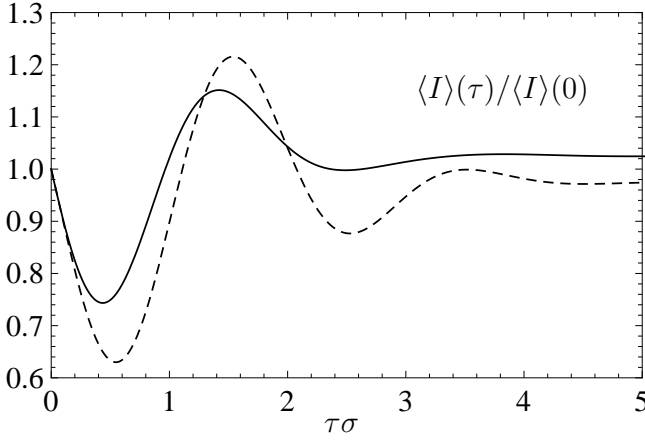


FIG. 3: The normalized intensity $\langle I \rangle(\tau)/\langle I \rangle(0)$ as a function of the time-delay τ/σ for the case of coherent states as generated by the same one-photon states as in Fig.2. Two different examples are plotted with $\bar{\omega}_s = 3\sigma$: $\bar{\omega}_{lo} = 3.15\sigma$ with (solid line) or $\bar{\omega}_{lo} = 2.85\sigma$ (dashed line). The asymptotic values of $\langle I \rangle(\tau)/\langle I \rangle(0)$ are as in Fig.2.

IV. INTERFERENCE OF THERMAL LIGHT IN THE MICHELSON-MORLEY INTERFEROMETER

A. Thermal light

For the readers convenience, let us first outline a simple and quantum mechanical description of thermal black body radiation at an absolute temperature T . Black body radiation is, basically, light with random phases. For a single mode with angular-frequency ω and if $|n_\omega\rangle = a^\dagger(\omega)^{n_\omega}|0\rangle/\sqrt{n_\omega!}$ denotes a n_ω -photon state, the density matrix describing the thermal light is given by

$$\rho(\omega) = \sum_{n_\omega=0}^{\infty} p_n(\omega) |n_\omega\rangle\langle n_\omega| , \quad (24)$$

in terms of the Bose-Einstein distribution

$$p_n(\omega) = \left(\frac{\bar{n}(\omega, T)}{1 + \bar{n}(\omega, T)} \right)^n \frac{1}{1 + \bar{n}(\omega, T)} , \quad (25)$$

$$\bar{n}(\omega, T) = \frac{1}{\exp(\hbar\omega/k_B T) - 1} .$$

The state $\rho(\omega)$ corresponds to an extreme value of the von Neumann entropy S in units of $k_B T$, i.e.

$$S = -\text{Tr}[\rho(\omega) \ln \rho(\omega)] , \quad (26)$$

subjected to the constraints (see e.g. Refs.[11, 19])

$$\begin{aligned} \text{Tr}[\rho(\omega)] &= 1 , \\ \text{Tr}[a^\dagger(\omega)a(\omega)\rho(\omega)] &= \bar{n}(\omega, T) . \end{aligned} \quad (27)$$

The random or chaotic nature of the quantum state $\rho(\omega)$ corresponds to a phase-independent Glauber-Sudarshan $\mathcal{P}(\alpha)$ -representation (see e.g. Refs.[30–33]) in terms of a coherent state, i.e.

$$\rho(\omega) = \int d^2\alpha \mathcal{P}(\alpha) |\alpha\rangle\langle\alpha| , \quad (28)$$

using a single-mode coherent state $|\alpha\rangle = \exp(\alpha a^\dagger(\omega) - \alpha^* a(\omega))|0\rangle$. Here

$$\mathcal{P}(\alpha) = \frac{1}{\pi \bar{n}(\omega, T)} \exp(-|\alpha|^2/\bar{n}(\omega, T)) , \quad (29)$$

which obeys the normalization condition

$$\text{Tr}[\rho(\omega)] = \int d^2\alpha \mathcal{P}(\alpha) = 1 , \quad (30)$$

as well as

$$\text{Tr}[a^\dagger(\omega)a(\omega)\rho(\omega)] = \int d^2\alpha \mathcal{P}(\alpha) |\alpha|^2 = \bar{n}(\omega, T) . \quad (31)$$

A multi-mode system at thermal equilibrium is then described in terms of a tensor product $\rho(T) = \bigotimes_\omega \rho(\omega)$, where we have performed the replacement $\alpha \rightarrow \alpha(\omega)$ in Eqs.(28) and (29). The Glauber-Sudarshan $\mathcal{P}(\alpha)$ -representation for the state $\rho(T)$ is in particular useful in our considerations since the response in a single-photon detector immediately can be obtained from the previous results for coherent light.

B. Thermal light in the signal port and vacuum in the local oscillator (LO)

We are now in the position to consider a density matrix describing a system where we have thermal light in the signal port and vacuum in the LO, i.e. the density matrix ρ of the total system is given by

$$\rho = \rho(T) \otimes (|0\rangle\langle 0|)_{lo} . \quad (32)$$

By making use of Eq.(23) with $f_s(\omega) \rightarrow \alpha(\omega)$ and $f_{lo}(\omega) \rightarrow 0$ and then performing an average over $\alpha(\omega)$ according to Eq.(31), we immediately obtain the result

$$\langle I \rangle(\tau) = \frac{1}{2T_{int}} \int_0^\infty d\omega \omega^d \bar{n}(\omega, T) (1 + \cos \omega \tau), \quad (33)$$

in d space dimensions. In passing, we notice that Eq.(33) is actually valid for *any* physical quantum state of the form Eq.(32) due to the generality of the Glauber-Sudarshan $\mathcal{P}(\alpha)$ -representation Eq.(28), i.e. the interference as then generated by the MMI setup, in general, only depends on the frequency dependent mean-number $\text{Tr}[a^\dagger(\omega)a(\omega)\rho] = n(\omega)$ and not on other features of the actual quantum state considered. By a straightforward change of integration variables in Eq.(33), and with $a \equiv \tau k_B T / \hbar$, we then find that

$$\frac{\langle I \rangle(\tau)}{\langle I \rangle(0)} = \frac{1}{2} \left[1 + \frac{1}{J(d)} \int_0^\infty dx \left(\frac{x^d \cos(ax)}{\exp(x) - 1} \right) \right], \quad (34)$$

where $J(d)$ can be expressed in terms of gamma and Riemann's ζ functions, i.e.

$$J(d) = \Gamma(1+d)\zeta(d+1) = \Gamma(1+d) \sum_{n=1}^\infty \frac{1}{n^{d+1}}. \quad (35)$$

Particular values are $J(1) = \pi^2/6$ and $J(3) = \pi^4/15$. In the case of $d = 3$ we therefore recover the well-known expression for $\langle I \rangle(\tau)/\langle I \rangle(0)$ [19] as also discussed in Ref.[18]. In e.g. $d = 3$ it is actually possible to carry out the relevant integral in the expression Eq.(34) for $\langle I \rangle(\tau)/\langle I \rangle(0)$ exactly with the result

$$\frac{\langle I \rangle(\tau)}{\langle I \rangle(0)} = \frac{1}{2} \left[1 + 15 \left(\frac{2 + \cosh(2a\pi)}{\sinh(a\pi)^4} - \frac{3}{(a\pi)^4} \right) \right]. \quad (36)$$

Eq.(36) shows that interference effects have a power-law sensitivity for larger a . In Fig.4 we show $\langle I \rangle(\tau)/\langle I \rangle(0)$ for varying values of a in the case with $d = 3$ and one infers a characteristic coherence length l_c of thermal light in the MMI in the form

$$l_c \simeq 1.5 \frac{\hbar c}{k_B T}, \quad (37)$$

as also discussed in Ref.[18].

V. THERMAL LIGHT IN THE SIGNAL PORT AND THE LO.

As seen above, with a vacuum in the LO port single-photon detection exhibits an interference pattern. We now investigate what happens if we have thermal light with a temperature T_0 in the LO and thermal light with temperature T_1 in the signal port. For this setup the corresponding density matrix becomes

$$\rho = \rho(T_1) \otimes \rho(T_0). \quad (38)$$

By making use of this density matrix as well as the same methods as described in Section IV B by performing independent averages over $f_s(\omega)$ and $f_{lo}(\omega)$ in Eq.(23) according to Eq.(31), we immediately obtain, in the large-volume limit, the result

$$\langle I \rangle(\tau) = \frac{1}{2T_{int}} \int_0^\infty d\omega \omega^d 2\pi (\bar{n}(\omega, T_1)(1 + \cos \omega \tau) + \bar{n}(\omega, T_0)(1 - \cos \omega \tau)). \quad (39)$$

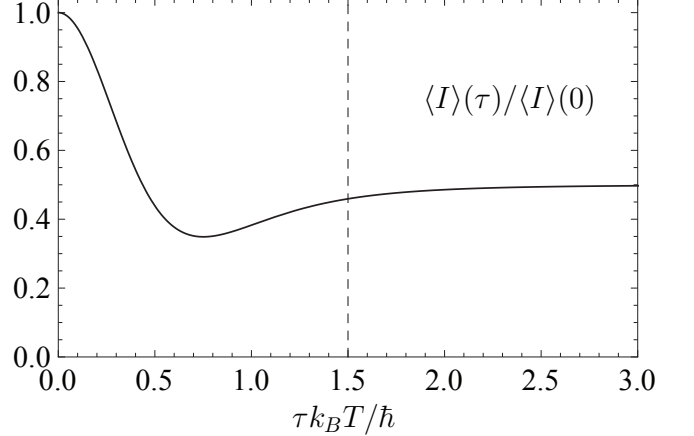


FIG. 4: The normalized intensity $\langle I \rangle(\tau)/\langle I \rangle(0)$ as a function of $a \equiv \tau k_B T_0/\hbar$ for the case of thermal light in the signal port and vacuum in the LO port and for $d = 3$. We infer a characteristic thermal coherence time τ_c in terms of $a \simeq 1.5$ (dashed vertical line), i.e. $\tau_c \simeq 1.5\hbar/k_B T$.

Here we notice that the last term in Eq.(23), suitably extended to complex-valued $f_s(\omega)$ and $f_{lo}(\omega)$, averages to zero due to the chaotic nature, i.e. phase-independence, of thermal light according to Eqs.(28) and (29). The relative intensity with respect to zero time-delay τ has then the form

$$\frac{\langle I \rangle(\tau)}{\langle I \rangle(0)} = \frac{1}{2} \left(1 + \left(\frac{T_0}{T_1} \right)^4 \right) + \frac{15}{2\pi^4} \int_0^\infty dx \frac{x^3}{\exp(x) - 1} \left(\cos(a_1 x) - \left(\frac{T_0}{T_1} \right)^4 \cos(a_0 x) \right), \quad (40)$$

where $a_0 = \tau k_B T_0/\hbar$ and $a_1 = \tau k_B T_1/\hbar$. The integrals in Eq.(40) can again be solved analytically in a fashion similar to the integral in Eq.(34), i.e.

$$\frac{\langle I \rangle(\tau)}{\langle I \rangle(0)} = \frac{1}{2} \left(1 + \left(\frac{T_0}{T_1} \right)^4 \left(1 - 15 \frac{2 + \cosh(2a_0\pi)}{\sinh(a_0\pi)^4} \right) \right) + \frac{15}{2} \frac{2 + \cosh(2a_1\pi)}{\sinh(a_1\pi)^4}. \quad (41)$$

Due to the presence of hyperbolic functions in Eq.(41), we observe that $\langle I \rangle(\tau)/\langle I \rangle(0)$ approaches its asymptotic

value $(1 + (T_0/T_1)^4)/2$ exponentially fast as a function of the time-delay τ in contrast to the power-law dependence in Eq.(36). It is now of interest to study the behavior of Eq.(40) when the temperature T_0 and T_1 of the local oscillator and signal respectively are varied. In Fig.5 we exhibit the interference when T_0 is slightly smaller or larger than T_1 as a function of the parameter $\tau k_B T_1/\hbar$ for $d = 3$. The corresponding interference, of course, disappears when the two temperatures are equal. The sensitivity of the interference pattern with regard to the difference in temperatures of the source and the reference temperature, i.e. of the local source, constitutes the basic ingredient of the FIRAS setup. We also observe that the coherence length l_c for this MMI setup is the roughly same as in §IV B.

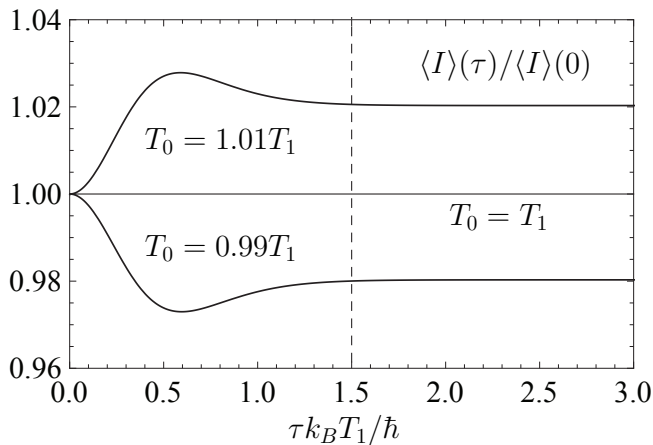


FIG. 5: The same as in Fig.4 but with thermal light in both ports with $T_1 = 1.01T_0$ (dashed-dotted line), $T_1 = 0.99T_0$ (dashed line), and $T_1 = T_0$ (solid line). The vertical dashed line corresponds to the thermal coherence length $l_c = c\tau_c$ with $\tau_c k_B T_1/\hbar \simeq 1.5$.

VI. CONCLUSIONS AND FINAL REMARKS

We have seen that the interference of thermal light in the Michelson-Morley interferometer can be described, in a straightforward manner, by making use of Glaubers theory of photon detection and elementary quantum theory of the electro-magnetic field. Furthermore, we have seen the emergence of a natural coherence length $l_c \simeq \hbar c/k_B T$ of thermal light in the MMI. It may be surprising that non-monochromatic and chaotic light, with random phases, exhibits interference effects but, as we have seen, such an interference naturally is traced out in terms of the normal-mode expansion of the quantized electro-magnetic field (see e.g. the comments in Ref.[34]). The

result for thermal light in both the signal and the local oscillator ports shows that the interference pattern is sensitive to the difference in temperature of the two sources. This is principle used by the FIRAS on board the COBE satellite to do high precision measurements of the temperature and the spectrum of the cosmic microwave background radiation.

Since we have been considering initial quantum in terms of a fixed number of photons as well as "classical" states, corresponding to coherent states with an infinite number of photons present, a quantum-mechanical language is mandatory. The signal and local ports of the MMI setup corresponds to independent input sources. It is, of course, a well-known experimental fact that independent lasers can give rise to interference effects (see e.g. Refs.[35–38]). Despite the fact that such interference effects are well established, the interpretation of them can, nevertheless, give rise to interesting issues regarding the very fundamental aspects of the quantum-mechanical world [39] when considering, in particular, interference effects using single-photon sources.

We have seen that for multi-mode systems the quantum nature of theses independent sources actually effects the nature of the single-photon intensity measurements. We have already mentioned that the angular-frequency distribution of a single photon can be measured using a similar experimental setup as the MMI considered in the present paper [29]. With a vacuum state in local oscillator port and a single-photon angular-frequency distribution $f(\omega)$ of the form considered in Eq.(9) one finds, using Eq.(20), that

$$\frac{\langle I \rangle(\tau)}{\langle I \rangle(0)} \simeq \frac{1}{2} \left(1 + e^{-(\sigma\tau)^2/4} \cos \tau \bar{\omega}_s \right). \quad (42)$$

We conclude, in view of our considerations, by noticing the characteristic exponential behavior in Eq.(42) for single-photon interference is not necessarily the indication of a Lorentzian angular-frequency distribution as claimed in the literature when, e.g., measuring the photoluminescence signal of a single quantum dot [40] or in studies of other interference effects of dissimilar photon sources [41].

Acknowledgments. This research has made use of NASA's Astrophysics Data System. The research was supported by the Research Council of Norway through grants 170935/V30 and FRINAT-191564, and by NTNU. One of the authors (B.-S.S.) wishes to thank Professor Frederik G. Scholtz for a generous and stimulating hospitality during a joint NITheP and Stias (S.A.) workshop in 2009, Professors M. Reid and D. V. Ahluwalia, University of Christchurch, N.Z., J. R. Klauder, University of Florida, Gainesville, U.S.A., P. S. Riseborough, Temple University, U.S.A., and the TH-Division at CERN for hospitality when the present work was in progress.

-
- [1] Nobel Prize Website (<http://nobelprize.org/>) .
- [2] D. J. Fixsen, J. C. Mather, "The spectral results of the Far-Infrared Absolute Spectrophotometer instrument on COBE", *Ap. J.* **581**, 817 (2002).
- [3] J. C. Mather, D. J. Fixsen, and R. A. Shafer, "Design for the COBE far-infrared absolute spectrophotometer" in Society of Photo-Optical Instrumentation Engineers (SPIE) Conference Series, Vol. 2019, SPIE Conference Series, Ed. M. S. Scholl, p.168 (1993).
- [4] J. C. Mather, "The Cosmic Background Explorer /COBE/", *Optical Engineering*, **21**, 769 (1982).
- [5] J. C. Mather, Section 2.8 in, "Questions of Modern Cosmology - Galileo's Legacy", Eds. M. D'Onofrio and C. Burigana (Springer, Berlin and Heidelberg, 2009).
- [6] R. J. Glauber, "The Quantum theory of optical coherence", *Phys. Rev.* **130**, 2529 (1963).
- [7] R. J. Glauber, "Optical coherence and photon statistics" in: C. DeWitt, A. Blandin, C. C.-T. (Ed.), "Quantum Optics and Electronics", Les Houches, p. 621 (Gordan and Breach, New York, 1965).
- [8] J. R. Klauder and B.-S. Skagerstam, "Coherent States - Applications in Physics and Mathematical Physics" (World Scientific, Singapore 1985 and Beijing 1986); B.-S. Skagerstam, "Coherent States - Some Applications in Quantum Field Theory and Particle Physics" in "Coherent States: Past, Present, and the Future", Eds. D. H. Feng, J. R. Klauder and M. R. Strayer (World Scientific, Singapore, 1994); J. R. Klauder, "The Current State of Coherent States", contribution to the 7th ICSSUR Conference, Boston, 2001 (arXiv:quant-ph/0110108v1).
- [9] J. R. Klauder and E. C. G. Sudarshan, "Fundamentals of Quantum Optics" (W.A. Benjamin, New York, 1968 and Dover Publications, Inc., New York, 2006).
- [10] L. Mandel and E. Wolf, "Optical Coherence and Quantum Optics" (Cambridge University Press, Cambridge, UK, 1995).
- [11] M. O. Scully and M. S. Zubairy, "Quantum Optics" (Cambridge University Press, Cambridge, UK, 1997).
- [12] B. Yurke, S. L. McCall and J. R. Klauder, "SU(2) and SU(1,1) interferometers", *Phys. Rev. A* **33**, 4033 (1986).
- [13] Z. Y. Ou and L. Mandel, "Derivation of reciprocity relations for a beam splitter from energy balance", *Am. J. Phys.* **57**, 66 (1989).
- [14] R. A. Campos, B. E. A. Saleh and M. C. Teich, "Quantum-mechanical lossless beam splitter: SU(2) symmetry and photon statistics", *Phys. Rev. A* **40**, 1371 (1989).
- [15] L. Mandel, "Quantum Effects in one-photon and two-photon interference", *Rev. of Mod. Phys.* **71**, S274 (1999).
- [16] A. Zeilinger, "Experiment and the foundations of quantum physics", *Rev. of Mod. Phys.* **71**, S288 (1999).
- [17] A. Zeilinger, G. Weihs, T. Jennewein, and M. Aspelmeyer, "Happy centenary, photon", *Nature* **433**, 230 (2005) and *ibid.* **446**, 342 (2007).
- [18] A. Donges, "The coherence length of black-body radiation", *Eur. J. Phys.* **19**, 245 (1998) .
- [19] L. Mandel and E. Wolf, "Coherence properties of optical fields", *Rev. of Mod. Phys.* **37**, 231 (1965).
- [20] D. F. Walls, "A simple field theoretic description of photon interference", *Am. J. Phys.* **45**, 952 (1977).
- [21] A. Aspect and P. Grangier, "Wave-Particle Duality for Single Photons", in *Hyperfine Interactions* **37**, 3 (1987).
- [22] P. Grangier, G. Roger, G. and A. Aspect, "Experimental evidence for a photon anticorrelation effect on a beam splitter: A new light on single-photon interference", *Europhys. Lett.* **1**, 173 (1986).
- [23] C. K. Hong, Z. Y. Ou and L. Mandel, "Measurement of Subpicosecond Time Intervals between Two Photons by Interference", *Phys. Rev. Lett.* **59**, 2044 (1987).
- [24] W. Wasilewski, P. Kolenderski, and R. Frankowski, "Spectral Density Matrix of a Single Photon Measured", *Phys. Rev. Lett.* **99**, 123601 (2007).
- [25] Y. H. Shih and C. O. Alley, "New Type of Einstein-Podolsky-Rosen-Bohm Experiment Using Pairs of Light Quanta Produced by Optical Parametric Down Conversion", *Phys. Rev. Lett.* **61**, 2921 (1988).
- [26] A. M. Steinberg, P. G. Kwiat, and R. Y. Chiao, "Measurement of the Single-Photon Tunneling Time", *Phys. Rev. Lett.* **71**, 708 (1993) and "Observation of a "quantum eraser": A revival of coherence in a two-photon interference experiment", *Phys. Rev. A* **45**, 7729 (1992).
- [27] D. V. Strekalov, T. B. Pittman, and Y. H. Shih, "What can we learn about single photons in a two-photon interference experiment", *Phys. Rev. A* **57**, 567 (1997).
- [28] H. Paul, "Interference between independent photons", *Rev. Mod. Phys.* **58**, 209 (1988).
- [29] W. Wasilewski, P. Kolenderski, and R. Frankowski, "Spectral density matrix of a single photon measured", *Phys. Rev. Lett.* **99**, 123601 (2007).
- [30] E. C. G. Sudarshan, "Equivalence of semi-classical and quantum mechanical descriptions of statistical light beams", *Phys. Rev. Lett.* **10**, 277 (1963).
- [31] R. Glauber, "Coherent and incoherent states of the radiation field", *Phys. Rev.* **131**, 27667 (1963).
- [32] J. R. Klauder, J. McKenna and D. G. Currie, "On "diagonal" coherent-state representations for quantum-mechanical density matrices", *J. Math. Phys.* **6**, 734 (1965); C. L. Metha and E. C. G. Sudarshan, "Relation between quantum and semi-classical description of optical coherence", *Phys. Rev.* **138**, B274 (1965) ; J. R. Klauder, "Improved version of optical equivalence theorem", *Phys. Rev. Lett.* **16**, 534 (1966).
- [33] J. R. Klauder and B.-S. Skagerstam, "Generalized phase-space representations of operators", *J. Phys. A: Math. Theor.* **40** 2093 (2007).
- [34] J. Xiong, D.-Z. Cao, F. Huang, H.-G. Li, X.-J. Sun, and K. Wang, "Experimental Observation of Classical Subwavelength Interference with a Pseudothermal Light Source", *Phys. Rev. Lett.* **94**, 173601 (2005).
- [35] G. Magyar, and L. Mandel, "Interference fringes produced by superposition of two independent laser light beams", *Nature* **198**, 255 (1963).
- [36] R. L. Pflieger, and L. Mandel, "Further Experiments on Interference of Independent Photons Beams at Low Light Levels", *JOSA* **58**, 946 (1968).
- [37] L. Mandel, "Photon interference and correlation effects produced by independent quantum sources", *Phys. Rev. A* **28**, 929 (1983).
- [38] F. Louradour, F. Reynaud, B. Colombeau, and C. Froehly, "Interference fringes between two separate laser", *Am. J. Phys.* **61**, 242 (1993).

- [39] R. J. Glauber, "*Diracs's Famous Dictum on the Interference: One Photon or Two Photons?*", Am. J. Phys. **63**, 12 (1995).
- [40] C. Kammerer, G. Cassabois, C. Voisin, M. Perrin, C. Delalande, Ph. Roussignol, and J. M. Gérard, "*Interferometric correlation spectroscopy in single quantum dots*", App. Phys. Lett. **81**, 2737 (2002).
- [41] A. J. Bennet, R. B. Patel, C. A. Nicoll, D. A. Ritchie, and A. J. Shields, "*Interference of dissimilar photon sources*", Nature Physics **5**, 715 (2009).