

# First observation of $\alpha$ decay of $^{190}\text{Pt}$ to the first excited level ( $E_{exc} = 137.2$ keV) of $^{186}\text{Os}$

P. Belli<sup>a</sup>, R. Bernabei<sup>a,b,1</sup>, F. Cappella<sup>c,d</sup>, R. Cerulli<sup>e</sup>, F.A. Danevich<sup>f</sup>,  
A. Incicchitti<sup>c</sup>, M. Laubenstein<sup>e</sup>, S.S. Nagorny<sup>f</sup>, S. Nisi<sup>e</sup>, O.G. Polischuk<sup>f</sup>,  
V.I. Tretyak<sup>f</sup>

<sup>a</sup>*INFN, Sezione di Roma “Tor Vergata”, I-00133 Rome, Italy*

<sup>b</sup>*Dipartimento di Fisica, Università di Roma “Tor Vergata” I-00133 Rome, Italy*

<sup>c</sup>*INFN, Sezione di Roma “La Sapienza”, I-00185 Rome, Italy*

<sup>d</sup>*Dipartimento di Fisica, Università di Roma La “Sapienza”, I-00185 Rome, Italy*

<sup>e</sup>*INFN, Laboratori Nazionali del Gran Sasso, 67010 Assergi (AQ), Italy*

<sup>f</sup>*Institute for Nuclear Research, MSP 03680 Kyiv, Ukraine*

## Abstract

The alpha decays of naturally occurring platinum isotopes, which are accompanied by the emission of  $\gamma$  quanta, have been searched for deep underground (3600 m w.e.) in the Gran Sasso National Laboratories of the INFN (Italy). A sample of Pt with mass of 42.5 g and a natural isotopic composition has been measured with a low background HP Ge detector (468 cm<sup>3</sup>) during 1815 h. The alpha decay of  $^{190}\text{Pt}$  to the first excited level of  $^{186}\text{Os}$  ( $J^\pi = 2^+$ ,  $E_{exc} = 137.2$  keV) has been observed for the first time, with the half-life determined as:  $T_{1/2} = 2.6_{-0.3}^{+0.4}(\text{stat.}) \pm 0.6(\text{syst.}) \times 10^{14}$  yr. The  $T_{1/2}$  limits for the  $\alpha$  decays of other Pt isotopes have been determined at level of  $T_{1/2} \simeq 10^{16} - 10^{20}$  yr. These limits have been set for the first time or they are better than those known from earlier experiments.

*PACS:* 23.60.+e, 27.80.+w, 29.30.Kv

*Keywords:* Alpha decay,  $^{190}\text{Pt}$ ,  $^{192}\text{Pt}$ ,  $^{194}\text{Pt}$ ,  $^{195}\text{Pt}$ ,  $^{196}\text{Pt}$ ,  $^{198}\text{Pt}$

## 1 Introduction

The phenomenon of the  $\alpha$  decay is already known since more than 100 years [1] but the interest in this process is still great; in fact, it has even been increased during the last decade, both from the theoretical and the experimental sides. Almost 30 theoretical papers can be found in the literature published only in 2009 – 2010. Many of them were devoted to new semi-empirical formulae for half-lives (see f.e. [2]) which successfully describe the accumulated to-date experimental  $T_{1/2}^\alpha$  values and allow one to understand in a more clear way the perspectives of new investigations, in particular, in studies of exotic very short-living isotopes close to the

---

<sup>1</sup>Corresponding author. *E-mail address:* rita.bernabei@roma2.infn.it (R. Bernabei).

proton drip line [3] or decays of super-heavy elements [4]. In the investigations of long-living rare nuclear decays, the field of interest of the authors of this article, the improvements in the experimental techniques led to the enhancement of the sensitivity and to the discovery of new  $\alpha$  decays which were never observed previously because of the extra long half-lives of the decaying nuclides:  $T_{1/2}^\alpha = 1.9 \times 10^{19}$  yr was found for  $^{209}\text{Bi}$  which was considered before as the heaviest stable nuclide [5]; half-lives in the range of  $T_{1/2}^\alpha = (1.0 - 1.8) \times 10^{18}$  yr were measured for the  $^{180}\text{W}$  in [6, 7, 8, 9]; the  $\alpha$  decay of  $^{151}\text{Eu}$  was also recently observed with  $T_{1/2}^\alpha = 5.0 \times 10^{18}$  yr [10]. The  $^{209}\text{Bi}$  and the  $^{180}\text{W}$  are keepers of two current world records: the  $^{209}\text{Bi}$  for the longest  $\alpha$  half-life measured so far, and the  $^{180}\text{W}$  for the lowest observed specific  $\alpha$  activity of only 2.3 disintegrations per year per gram of W of natural composition which is much lower than that for  $^{209}\text{Bi}$  (105 disintegrations per year per gram of Bi), due to low natural abundance of the  $^{180}\text{W}$  ( $\delta = 0.12\%$  comparing to  $\delta = 100\%$  for  $^{209}\text{Bi}$  [11]).

All the six naturally occurring isotopes of platinum are potentially unstable in relation to  $\alpha$  decay (see Table 1). However, only for one of them, the  $^{190}\text{Pt}$  (with the biggest energy release of  $Q_\alpha = 3251(6)$  keV), this process was experimentally observed to-date, with the first successful measurement in 1921 [12]. In that and in subsequent works the half-life of the  $^{190}\text{Pt}$  was determined in the range of  $(3.2 - 10) \times 10^{11}$  yr (see review [13] and refs. therein); the currently recommended half-life value is:  $T_{1/2}^\alpha = (6.5 \pm 0.3) \times 10^{11}$  yr [14]. In all the previous works, the  $^{190}\text{Pt}$   $\alpha$  decay was observed only to the ground state (g.s.) of  $^{186}\text{Os}$ . However, the first excited level of the daughter nuclide  $^{186}\text{Os}$  ( $J^\pi = 2^+$ ) has a quite low energy:  $E_{exc} = 137.2$  keV [15], and the energy available to the  $\alpha$  particle in the decay to this level:  $Q_\alpha^* = 3114(6)$  keV, is not much lower than that in the g.s. to g.s. transition. Our theoretical estimates of the corresponding half-life (see details in Section 4) gave values in the range of  $T_{1/2}^\alpha = 10^{13} - 10^{14}$  yr. This allowed us to hope to discover the  $^{190}\text{Pt} \rightarrow ^{186}\text{Os}(2_1^+)$  decay through the observation of the 137.2 keV  $\gamma$  quantum emitted in the deexcitation of the  $^{186}\text{Os}^*$  nucleus with a well shielded low background HP Ge detector even using a Pt sample with natural isotopic composition with very low percentage of  $^{190}\text{Pt}$  ( $\delta = 0.014\%$ ).

Table 1: Natural abundances ( $\delta$ ) of Pt isotopes and energy releases ( $Q_\alpha$ ) expected in the  $\alpha$  decays of Pt to Os.  $N_i$  is number of nuclei of the specific Pt isotope per 1 g of natural platinum.

Parent isotope	$\delta$ , % [11]	$Q_\alpha$ , keV [16]	$N_i/1$ g
$^{190}\text{Pt}$	0.014(1)	3251(6)	$4.32 \times 10^{17}$
$^{192}\text{Pt}$	0.782(7)	2418.6(2.2)	$2.41 \times 10^{19}$
$^{194}\text{Pt}$	32.767(99)	1518.3(1.6)	$1.01 \times 10^{21}$
$^{195}\text{Pt}$	33.832(10)	1172.0(1.6)	$1.04 \times 10^{21}$
$^{196}\text{Pt}$	25.242(41)	808.1(2.6)	$7.79 \times 10^{20}$
$^{198}\text{Pt}$	7.163(55)	100(4)	$2.21 \times 10^{20}$

The present paper describes the first observation of the  $\alpha$  decay  $^{190}\text{Pt} \rightarrow ^{186}\text{Os}(2_1^+)$  based on the measurements with a low background HP Ge detector operated in the underground conditions of the Gran Sasso National Laboratories (LNGS) of the INFN (Italy). In addition to the  $^{190}\text{Pt}$  decay, the  $\gamma$  quanta can be emitted in the  $\alpha$  decays of other Pt isotopes: (1) when

the excited levels of the daughter Os nuclei are populated; (2) when the daughter Os nuclei are unstable and further decay with emission of some  $\gamma$  rays, as in the case of  $^{195}\text{Pt}$  and  $^{198}\text{Pt}$ . We also determine  $T_{1/2}$  limits for such decays (to our knowledge, for the first time).

## 2 Measurements

The measurements were performed deep underground at LNGS; the average overburden is about 3600 meters of water equivalent. Two platinum crucibles, exploited in the LNGS chemical laboratory, were used as the Pt sample with the total mass of 42.53 g. The bigger Pt cup (see Fig. 1a) has the maximal diameter of near 6.4 cm, height 2.8 cm and thickness around 0.21 mm. Approximate sizes of the smaller Pt crucible are 3.0 cm (maximal diameter), 3.2 cm (height) and 0.25 mm (thickness).

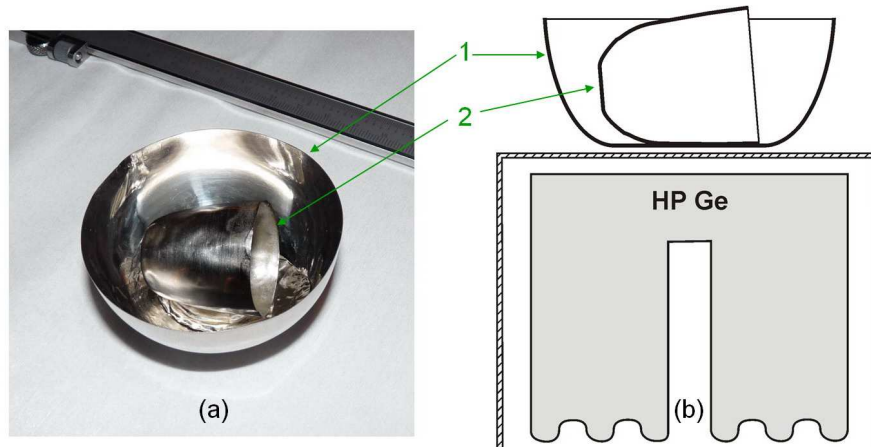


Figure 1: (a) Photo of the Pt sample and (b) simplified scheme of the measurements with the HP Ge detector. The bigger Pt cup and smaller Pt crucible are labeled as 1 and 2, respectively.

The data with the Pt sample were collected with HP Ge detector (GeCris, 468 cm<sup>3</sup>; see Fig. 1b for simplified scheme of the measurements) over 1815.4 h. The Pt sample in thin polyethylene bag was placed directly on the lid of the detector’s cryostat. The background spectrum of the detector was measured during 1045.6 h. The energy resolution of the detector is FWHM = 2.0 keV for the 1332 keV  $\gamma$  line of  $^{60}\text{Co}$ . To reduce the external background, the detector was shielded by layers of low-radioactive copper ( $\simeq 10$  cm) and lead ( $\simeq 20$  cm). The set-up has been continuously flushed by high purity boil-off nitrogen to avoid the presence of residual environmental radon. Part of the spectrum accumulated with the Pt sample in comparison with the background in the energy range of 100 – 700 keV is shown in Fig. 2.

The comparison of the Pt and of the background spectra shows that the platinum sample practically is not contaminated by “usual” radioactive contaminants: U/Th series,  $^{40}\text{K}$ ,  $^{60}\text{Co}$ , (for which mostly only limits are determined at the level of  $\simeq 10$  mBq/kg; see details in accompanied paper on the search for double  $\beta$  processes in Pt [17]). However, the presence of the radioactive  $^{192}\text{Ir}$  is evident; the corresponding activity is equal to  $(49 \pm 3)$  mBq/kg. The  $^{192}\text{Ir}$  could appear in platinum as cosmogenic activation of Pt by cosmic rays at the Earth surface. In fact, because iridium usually accompanies platinum in nature,  $^{192}\text{Ir}$  can be created

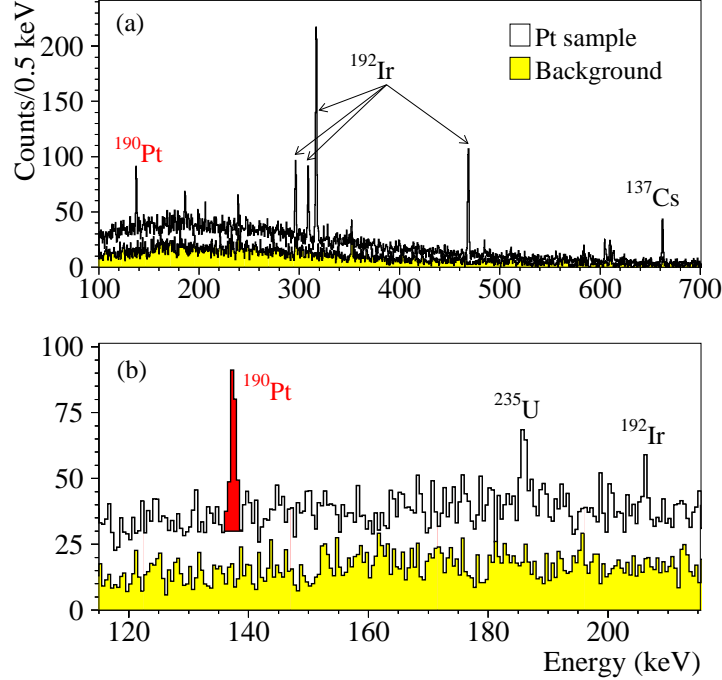


Figure 2: (Color online) Energy spectrum of the Pt sample with mass of 42.5 g measured during 1815 h in the 100 – 700 keV energy interval (a), and in more detail around the 137 keV region (b). The background spectrum (measured during 1046 h but normalized here to 1815 h) is also shown (filled histogram). Peak at 137 keV after  $\alpha$  decay  $^{190}\text{Pt} \rightarrow ^{186}\text{Os}(2_1^+)$  is clearly visible in the Pt spectrum being absent in the background.

in result of neutron capture by  $^{191}\text{Ir}$  which is one of two naturally occurring iridium isotopes ( $\delta = 37.3\%$ , cross section for thermal neutrons is  $\sigma = 954$  b [15]). However, while half-life of the ground state of  $^{192}\text{Ir}$  is  $T_{1/2} = 73.8$  d [15], and the exponential decrease in time of the  $^{192}\text{Ir}$  activity should be observed during our 75.6 d measurements, in fact, the rate of the corresponding peaks was consistent with constant. Thus, the  $^{192}\text{Ir}$  activity should be ascribed not to the ground state, but to the isomeric  $^{192m}\text{Ir}$  level with  $E_{exc} = 168.1$  keV and  $T_{1/2} = 241$  yr [18]. This isomeric state decays to the ground state of  $^{192}\text{Ir}$  emitting 155.1 keV and 13.0 keV  $\gamma$  rays. The transitions, however, are strongly converted to electrons (coefficients of conversion are equal  $\alpha_{13} = 57000$  and  $\alpha_{155} = 1026$  [18]). This explains the absence of the 155.1 keV peak in our data (Fig. 2).

## 3 Results

### 3.1 $\alpha$ decay of $^{190}\text{Pt}$

In the spectrum collected with the Pt sample, the peak at energy  $(137.1 \pm 0.1)$  keV is observed (see Fig. 2) while it is absent in the background spectrum. The fit of the Pt spectrum in the energy region (120 – 170) keV with a Gaussian peak and linear background assumption gives a net area of  $(132 \pm 17)$  counts, inconsistent with zero at about  $8\sigma$ . Variations of the energy interval for the fit result in changes of the area inside the quoted uncertainty.

The 137.1 keV peak can be explained with the  $\alpha$  decay of  $^{190}\text{Pt}$  to the first excited level of  $^{186}\text{Os}$  whose excitation energy is  $(137.159 \pm 0.008)$  keV [14]. If populated, this level deexcites with the emission of a  $\gamma$  quantum with energy  $E_\gamma = (137.157 \pm 0.008)$  keV which is in nice agreement with that of the observed peak  $(137.1 \pm 0.1)$  keV. The process of  $\alpha$  decay  $^{190}\text{Pt} \rightarrow ^{186}\text{Os}^*$  was never observed previously.

Using the area of the 137 keV peak, the corresponding partial half-life for the transition to the first excited level of  $^{186}\text{Os}$  can be calculated as:

$$T_{1/2}(^{190}\text{Pt} \rightarrow ^{186}\text{Os}(2_1^+, 137.2 \text{ keV})) = \frac{\ln 2 \cdot N_{190} \cdot \varepsilon \cdot t}{S \cdot (1 + \alpha)}, \quad (1)$$

where  $N_{190} = 1.84 \times 10^{19}$  is the number of the  $^{190}\text{Pt}$  nuclei in the 42.53 g Pt sample,  $\varepsilon$  is the efficiency to detect the full energy  $\gamma$  with the HP Ge detector,  $t = 1815.4$  h is the measurement time,  $S = (132 \pm 17)$  counts is the area of the peak and  $\alpha$  is the coefficient of conversion to electrons for the given nuclear transition.

The full peak efficiency at 137 keV was calculated with the EGS4 [19] and, for crosscheck, also with GEANT4 [20] simulation packages. The Pt crucibles have non-trivial shapes, and models used in each code (programmed independently) reproduced the real shape with some approximations. The calculations gave for the 137 keV peak values of  $\varepsilon = 3.4\%$  with EGS4 and  $\varepsilon = 2.6\%$  with GEANT4. For the final result, we use average between these two values  $\varepsilon = 3.0\%$  including the difference into systematic uncertainties.

Taking into account the electron conversion coefficient for the transition  $\alpha = 1.29$  [14], the  $T_{1/2}$  value is equal  $T_{1/2}(^{190}\text{Pt} \rightarrow ^{186}\text{Os}(2_1^+, 137.2 \text{ keV})) = 2.6_{-0.3}^{+0.4}(\text{stat.}) \times 10^{14}$  yr.

Only the statistical uncertainty in the peak area was taken here into account. The systematic uncertainties are related with the uncertainty of the mass of the Pt sample (0.02%), of the calculation of the measurements' live time (0.01%), of the knowledge on natural isotopic abundance of  $^{190}\text{Pt}$  (7.1%), with the biggest contribution from the calculation of the efficiency. To estimate the latter uncertainty, we performed a comparison of the calculated and measured efficiencies for a voluminous ( $\varnothing 7.0 \times 1.1$  cm) water source in which, among several radioactive isotopes, also  $^{57}\text{Co}$  was dissolved. This source was calibrated and distributed by the International Atomic Energy Agency (IAEA) within an open world-wide proficiency test. The radioactive  $^{57}\text{Co}$ , in particular, emits  $\gamma$  quanta with the energy of 136.5 keV, very close to the peak under investigation. Disagreement between the experimental and calculated efficiencies was 6% (0%) with EGS4 (GEANT4). Taking into account the previous experience of measurements with the used GeCris HP Ge detector and the more complicated geometry of the Pt sample in comparison with simple cylindrical shape of the IAEA water source, the systematic uncertainty in the efficiency can be conservatively estimated as 20%.

Summing all the uncertainties in squares, we obtain the following value for the half-life of  $\alpha$  decay  $^{190}\text{Pt} \rightarrow ^{186}\text{Os}(2_1^+)$  as the final:

$$T_{1/2}(^{190}\text{Pt} \rightarrow ^{186}\text{Os}(2_1^+, 137.2 \text{ keV})) = 2.6_{-0.3}^{+0.4}(\text{stat.}) \pm 0.6(\text{syst.}) \times 10^{14} \text{ yr.} \quad (2)$$

It should be noted that  $^{192}\text{Ir}$ , present in the Pt sample, also emits  $\gamma$  rays with energy of 136.3 keV, however, with very low yield of  $I = 0.183\%$  [15]. Taking into account that the area of the most intensive ( $I = 82.80\%$ ) peak of  $^{192}\text{Ir}$  at 316.5 keV is  $(619 \pm 32)$  counts (and considering also different efficiencies of 2.3% at 137 keV<sup>2</sup> and 5.5% at 316 keV), contribution

---

<sup>2</sup>The efficiency for the 137 keV peak of  $^{192}\text{Ir}$  is lower than that for the single 137 keV  $\gamma$  quantum because of summing effects for  $^{192}\text{Ir}$   $\gamma$  rays emitted in cascade.

of  $^{192}\text{Ir}$  to the 137 keV peak is 0.6 counts; this does not change the  $T_{1/2}$  value presented in Eq. (2).

Gamma rays with energies close to 137 keV are emitted in some other nuclear processes (see f.e. [21]), and this could give an alternative explanation of the peak observed in the Pt experimental spectrum; however, usually additional  $\gamma$  rays are also emitted in such decays, and their absence allows us to exclude these effects. For example,  $^{181}\text{Hf}$  ( $T_{1/2} = 42.4$  d [15]), which could be created in result of cosmogenic activation of Pt, emits 136.3 keV ( $I = 5.85\%$ ) and 136.9 keV ( $I = 0.86\%$ )  $\gamma$  quanta but also 133.0 keV  $\gamma$  rays should be emitted with much higher yield of  $I = 43.3\%$  which, however, are absent in the experimental data (see Fig. 2). Other example could be the 136.6 keV ( $I = 0.012\%$ )  $\gamma$  rays from  $^{235}\text{U}$  but the peak at 143.8 keV ( $I = 10.96\%$ ) is absent. The contributions from the nuclides of the U/Th natural radioactive chains:  $^{214}\text{Pb}$  ( $E_\gamma = 137.5$  keV,  $I < 0.006\%$ ) and  $^{228}\text{Ac}$  ( $E_\gamma = 137.9$  keV,  $I = 0.024\%$ ) are calculated as negligible using the data on U/Th pollution of the Pt sample.

$^{181}\text{W}$  ( $T_{1/2} = 121.2$  d), other possible cosmogenic contamination of Pt, cannot be estimated in the above-described way because its 136.3 keV  $\gamma$  rays are the most intensive with yield of  $I = 0.0311\%$ . We calculated the  $^{181}\text{W}$  induced activity in Pt with the COSMO code [22]; the result was 1.5 decays per day per kg of  $^{nat}\text{Pt}$ . Taking into account the time of measurements (75.6 d), the small mass of our Pt sample (42.5 g) and the low yield of these  $\gamma$  rays, the contribution from  $^{181}\text{W}$  to the 137 keV peak is estimated also as negligible ( $5 \times 10^{-5}$  counts).

In conclusion, analysing other possible sources of the 137 keV line, we did not find real alternative which could mimic  $\alpha$  decay  $^{190}\text{Pt} \rightarrow ^{186}\text{Os}(2_1^+)$ . The old scheme of the  $^{190}\text{Pt}$   $\alpha$  decay [14, 15] and the updated scheme which follows from our observation of the  $^{190}\text{Pt} \rightarrow ^{186}\text{Os}(2_1^+)$  transition is presented in Fig. 3.

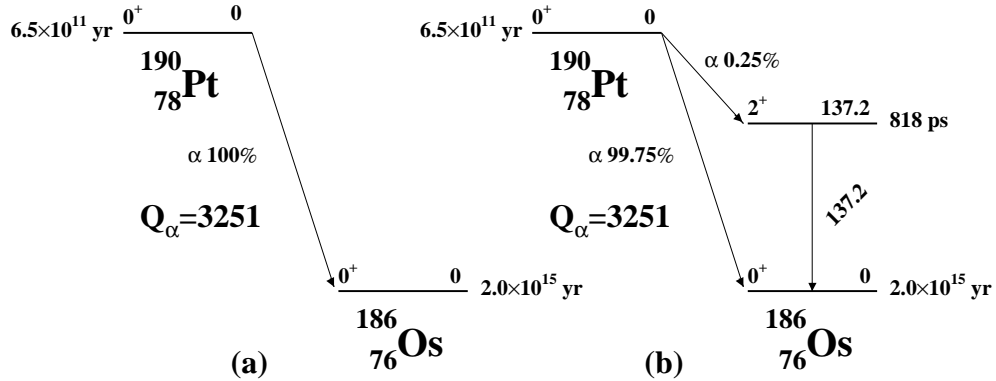


Figure 3: Old (a) and new (b) schemes of  $\alpha$  decay of  $^{190}\text{Pt}$ . The energies of the levels and the deexcitation  $\gamma$  quantum are given in keV [14, 15].

In the process of  $^{190}\text{Pt}$   $\alpha$  decay other excited levels of  $^{186}\text{Os}$  could be populated too. Because the probability of the  $\alpha$  decay exponentially decreases with the decrease of the energy, we consider here possible transition only to the next excited level of  $^{186}\text{Os}$  ( $J^\pi = 4^+$ ) with  $E_{exc} = 434.1$  keV. If this level is populated, two  $\gamma$  quanta are emitted in its deexcitation with energies of  $E_{\gamma_1} = 296.9$  keV and  $E_{\gamma_2} = 137.2$  keV. Both peaks are present in our data, and while we explain the 137 keV peak by the  $^{190}\text{Pt} \rightarrow ^{186}\text{Os}(2_1^+)$   $\alpha$  decay, the 296 keV peak is related with  $^{192}\text{Ir}$ . We can estimate the contribution to the 296 keV peak from  $^{192}\text{Ir}$  using its nearby peak at

316.5 keV. Taking into account that the area of the 316 keV peak is  $(619 \pm 32)$  counts, the yields  $I_{316} = 82.80\%$  and  $I_{296} = 28.67\%$  [15], we could expect  $(193 \pm 10)$  counts from  $^{192}\text{Ir}$ . At the same time, in the real Pt spectrum the area of the 296 keV peak is  $S = (200 \pm 23)$  counts. The difference between these two values  $(7 \pm 25)$  counts is consistent with 0 and, in accordance with the Feldman-Cousins procedure [23], results in the limit:  $S < 48$  counts at 90% C.L. Deriving (here and in the following) the  $T_{1/2}$  limits for the Pt  $\alpha$  decays, to be more conservative, we will use for the efficiencies the values obtained with the code giving systematically lower efficiency. Substituting in Eq. (1) the value of the electron conversion coefficient  $\alpha = 0.095$  [14] and the efficiency  $\varepsilon = 7.1\%$  for 296 keV  $\gamma$  quanta, we obtain the following half-life limit:

$$T_{1/2}(^{190}\text{Pt} \rightarrow ^{186}\text{Os}(4_1^+, 434.1 \text{ keV})) > 3.6 \times 10^{15} \text{ yr at 90\% C.L.}$$

### 3.2 $T_{1/2}$ limits on $\alpha$ decays of other Pt isotopes

The data collected with the Pt sample also allow us to search for  $\alpha$  decays of other Pt isotopes related with the emission of  $\gamma$  quanta. We will consider here only transitions to the lowest excited levels of the daughter Os isotopes as the most probable. In the case of  $^{195}\text{Pt}$  and  $^{198}\text{Pt}$ , the daughter Os nuclei are unstable, and the search for  $\gamma$  quanta related with their decays gives the possibility to look for the g.s. to g.s. transitions of Pt to Os. In general, we do not see any of such decays, and only limits on the corresponding half-lives are determined.

**$^{192}\text{Pt}$ .** The best half-life limit on  $\alpha$  decay of  $^{192}\text{Pt}$  was obtained in [24] searching for its specific activity:  $T_{1/2} > 6.0 \times 10^{16}$  yr. This value could be considered as valid not only for the g.s. to g.s. transition, but also for the decay to the lowest excited levels of  $^{188}\text{Os}$ .

The population of the first excited level of  $^{188}\text{Os}$  ( $J^\pi = 2^+$ ,  $E_{exc} = 155.0$  keV) will lead to the emission of  $\gamma$  quantum and to a peak at energy of 155.0 keV. The latter, however, is absent in the Pt spectrum (see Fig. 2), and we can give only a limit on its area. The value of  $\lim S$  was calculated fitting the experimental Pt spectrum by the sum of a linear function (representing the near linear background) and a gaussian (representing the expected effect) with center at 155.0 keV and proper FWHM close to that of the nearby 137 keV peak. This procedure gave the value  $S = (-8 \pm 17)$  counts for the area of the 155 keV peak that results in the limit [23]  $\lim S = 21$  counts at 90% C.L. Using the number of  $^{192}\text{Pt}$  nuclei:  $N_{192} = 1.02 \times 10^{21}$ , the electron conversion coefficient  $\alpha = 0.82$  [25] and the calculated efficiency  $\varepsilon = 3.5\%$ , one gets with Eq. (1):

$$T_{1/2}(^{192}\text{Pt} \rightarrow ^{188}\text{Os}(2_1^+, 155.0 \text{ keV})) > 1.3 \times 10^{17} \text{ yr at 90\% C.L.}$$

The alpha decay of  $^{192}\text{Pt}$  to the next excited level of  $^{188}\text{Os}$  ( $J^\pi = 4^+$ ,  $E_{exc} = 477.9$  keV) will lead to the emission of two deexcitation  $\gamma$  quanta with energies of 322.9 keV and 155.0 keV. The peak at energy of 322.9 keV is absent in the data: its area found in a procedure similar to the one described above gave  $S = (12 \pm 16)$  counts that results in  $\lim S = 38$  counts at 90% C.L. The electron conversion coefficient for the 322.9 keV transition is equal  $\alpha = 0.074$  [25], and efficiency is  $\varepsilon = 7.2\%$ . With these values we obtain:

$$T_{1/2}(^{192}\text{Pt} \rightarrow ^{188}\text{Os}(4_1^+, 477.9 \text{ keV})) > 2.6 \times 10^{17} \text{ yr at 90\% C.L.}$$

**$^{194}\text{Pt}$ .** We give below limits for possible  $^{194}\text{Pt}$   $\alpha$  decays to the two lowest excited levels of  $^{190}\text{Os}$ :  $J^\pi = 2^+$ ,  $E_{exc} = 186.7$  keV and  $J^\pi = 4^+$ ,  $E_{exc} = 547.9$  keV. Their population results

in the emission of one  $\gamma$  quantum with  $E_\gamma = 186.7$  keV, or two  $\gamma$  rays with  $E_{\gamma_1} = 186.7$  keV,  $E_{\gamma_2} = 361.1$  keV, correspondingly.

There is a peak at energy  $(185.6 \pm 0.1)$  keV in the experimental Pt spectrum with area  $S = (79 \pm 16)$  counts; most probably it belongs to  $^{235}\text{U}$  which emits  $\gamma$  rays of 185.7 keV with yield of 57.20%. It is difficult to estimate the contribution of  $^{235}\text{U}$  to the 186 keV peak using other  $\gamma$  lines in the  $^{235}\text{U}$  chain because they have lower yields. Thus, to derive limit for  $\alpha$  decay  $^{194}\text{Pt} \rightarrow ^{190}\text{Os}(2_1^+)$ , we very conservatively ascribe all the peak area to the process of  $\alpha$  decay; taking also into account the uncertainty in the  $S$  value, we obtain  $\lim S = 105$  counts at 90% C.L. Substituting in Eq. (1) the number of  $^{194}\text{Pt}$  nuclei:  $N_{194} = 4.30 \times 10^{22}$ , the efficiency  $\varepsilon = 4.9\%$  and the conversion coefficient  $\alpha = 0.425$  [26], one finally obtains:

$$T_{1/2}(^{194}\text{Pt} \rightarrow ^{190}\text{Os}(2_1^+, 186.7 \text{ keV})) > 2.0 \times 10^{18} \text{ yr at 90\% C.L.}$$

The peak at the energy of 361.1 keV, expected for  $^{194}\text{Pt} \rightarrow ^{190}\text{Os}(4_1^+)$  decay, is absent, and using the values  $S = (-9.2 \pm 8.3)$  counts (thus  $\lim S = 6.2$  counts),  $\varepsilon = 7.2\%$  and  $\alpha = 0.054$  [26], one gets:

$$T_{1/2}(^{194}\text{Pt} \rightarrow ^{190}\text{Os}(4_1^+, 547.9 \text{ keV})) > 6.8 \times 10^{19} \text{ yr at 90\% C.L.}$$

**$^{195}\text{Pt}$ .** The daughter nucleus  $^{191}\text{Os}$  is unstable ( $T_{1/2} = 15.4$  d [15]) and  $\beta^-$  decays to  $^{191}\text{Ir}$ . This allows us to set the  $T_{1/2}$  limit for  $^{195}\text{Pt}$   $\alpha$  decay not only to some specific excited level of  $^{191}\text{Os}$  but to all the  $^{191}\text{Os}$  states (including g.s.). In the  $^{191}\text{Ir}$  decay, a  $\gamma$  quantum with energy of 129.4 keV and yield of  $I = 29.0\%$  is emitted [27]. Peak at this energy is absent in the Pt spectrum (see Fig. 2), its area  $S = (-15.7 \pm 10.9)$  counts gives  $\lim S = 6.4$  counts. Taking into account the number of the  $^{195}\text{Pt}$  nuclei:  $N_{195} = 4.42 \times 10^{22}$ , and the efficiency  $\varepsilon = 2.2\%$ , we obtain:

$$T_{1/2}(^{195}\text{Pt} \rightarrow ^{191}\text{Os, all states})) > 6.3 \times 10^{18} \text{ yr at 90\% C.L.}$$

**$^{196}\text{Pt}$ .** We give here the  $T_{1/2}$  limit only for the decay to the lowest excited level of  $^{192}\text{Os}$  ( $J^\pi = 2^+$ ,  $E_{exc} = 205.8$  keV). It should be noted that in the experimental Pt spectrum we have a peak at energy of  $(205.9 \pm 0.1)$  keV and area of  $S = (36 \pm 12)$  counts. However, it is related with the contamination of the Pt sample by  $^{192}\text{Ir}$  which emits  $\gamma$  rays of 205.8 keV with yield  $I_{206} = 3.30\%$  [15]. We can estimate contribution of  $^{192}\text{Ir}$  to the 206 keV peak on the basis of another peak of  $^{192}\text{Ir}$  at 316.5 keV ( $I_{316} = 82.80\%$ ). Taking into account that  $S_{316} = (619 \pm 32)$  counts and the efficiencies  $\varepsilon_{316} = 5.5\%$ ,  $\varepsilon_{206} = 4.3\%$ , we can expect  $(19 \pm 1)$  counts in the 206 keV peak from  $^{192}\text{Ir}$ . Contribution from  $^{235}\text{U}$ , which emits  $\gamma$  rays of 205.3 keV with  $I = 5.01\%$ , can be estimated from its 185.7 keV peak ( $I = 57.20\%$ ) as:  $(8 \pm 2)$  counts. The difference in areas between the line observed in the experimental spectrum and the contributions from  $^{192}\text{Ir}$  and  $^{235}\text{U}$  is equal to  $(9 \pm 12)$  counts giving no evidence for the effect. With the number of  $^{196}\text{Pt}$  nuclei:  $N_{196} = 3.31 \times 10^{22}$ ,  $\lim S = 29$  counts, the efficiency  $\varepsilon = 5.5\%$  and the electron conversion coefficient  $\alpha = 0.305$  [18], we obtain:

$$T_{1/2}(^{196}\text{Pt} \rightarrow ^{192}\text{Os}(2_1^+, 205.8 \text{ keV})) > 6.9 \times 10^{18} \text{ yr at 90\% C.L.}$$

**$^{198}\text{Pt}$ .** The daughter  $^{194}\text{Os}$  nucleus is unstable ( $T_{1/2} = 6.0$  yr [28]) and decays to  $^{194}\text{Ir}$  which is unstable too. In the decay chain  $^{194}\text{Os}$  (6.0 yr,  $Q_\beta = 96.9$  keV)  $\rightarrow$   $^{194}\text{Ir}$  (19.28 h,  $Q_\beta = 2233.8$  keV)  $\rightarrow$   $^{194}\text{Pt}$  (stable) the most prominent  $\gamma$  line is at 328.5 keV with yield of  $I = 13.1\%$ . Peak



at this energy is absent in the Pt spectrum:  $S = (12 \pm 9)$  counts,  $\text{lim } S = 27$  counts. Using the number of  $^{198}\text{Pt}$  nuclei:  $N_{198} = 9.40 \times 10^{21}$ , and the efficiency  $\varepsilon = 7.2\%$ , one gets:

$$T_{1/2}(^{198}\text{Pt} \rightarrow ^{194}\text{Os, all states}) > 4.7 \times 10^{17} \text{ yr at 90\% C.L.}$$

As in the case of  $^{195}\text{Pt}$ , this limit is valid for the  $\alpha$  decay of  $^{198}\text{Pt}$  to all the states of  $^{194}\text{Os}$  including the g.s. to g.s. transition. A summary of all the obtained results is given in Table 2.

Table 2: Summary of  $T_{1/2}$  results. Limits correspond to 90% C.L. Theoretical half-lives are calculated in accordance with receipts of [29] and [30] taking into account additional hindrance factors. For  $^{195}\text{Pt}$  and  $^{198}\text{Pt}$ , the experimental  $T_{1/2}$  limits are valid for the  $\alpha$  decays to all the states of the daughter Os nuclei while the theoretical estimations are given for the g.s. to g.s. transitions.

Alpha transition	Level of daughter nucleus	Experimental $T_{1/2}$ (yr)		Theoretical estimation
		Previous	This work	
$^{190}\text{Pt} \rightarrow ^{186}\text{Os}$	$2^+$ , 137.2 keV	–	$= 2.6 \pm 0.7 \times 10^{14}$	$3.2 \times 10^{13}$ [29] $7.0 \times 10^{13}$ [30]
	$4^+$ , 434.1 keV	–	$> 3.6 \times 10^{15}$	$7.4 \times 10^{17}$ [29] $2.0 \times 10^{18}$ [30]
	$2^+$ , 155.0 keV	$> 6.0 \times 10^{16}$ [24]	$> 1.3 \times 10^{17}$	$9.1 \times 10^{25}$ [29] $4.6 \times 10^{26}$ [30]
$^{192}\text{Pt} \rightarrow ^{188}\text{Os}$	$4^+$ , 477.9 keV	$> 6.0 \times 10^{16}$ [24]	$> 2.6 \times 10^{17}$	$2.7 \times 10^{33}$ [29] $1.9 \times 10^{34}$ [30]
	$2^+$ , 186.7 keV	–	$> 2.0 \times 10^{18}$	$7.0 \times 10^{51}$ [29] $1.9 \times 10^{53}$ [30]
	$4^+$ , 547.9 keV	–	$> 6.8 \times 10^{19}$	$4.3 \times 10^{71}$ [29] $3.5 \times 10^{73}$ [30]
$^{195}\text{Pt} \rightarrow ^{191}\text{Os}$	all states	–	$> 6.3 \times 10^{18}$	$7.5 \times 10^{59}$ [29] $3.2 \times 10^{69}$ [30]
$^{196}\text{Pt} \rightarrow ^{192}\text{Os}$	$2^+$ , 205.8 keV	–	$> 6.9 \times 10^{18}$	$1.7 \times 10^{106}$ [29] $2.1 \times 10^{109}$ [30]
$^{198}\text{Pt} \rightarrow ^{194}\text{Os}$	all states	–	$> 4.7 \times 10^{17}$	$1.6 \times 10^{348}$ [29] $7.2 \times 10^{358}$ [30]

## 4 Comparison with theoretical estimations

We calculated half-life values for the  $\alpha$  decays of the different Pt isotopes with the cluster model of Ref. [29] and with semiempirical formulae [30] based on liquid drop model and description of  $\alpha$  decay as a very asymmetric fission process. The approaches [29, 30] were tested with a set of experimental half-lives of almost four hundred  $\alpha$  emitters and demonstrated good agreement between calculated and experimental  $T_{1/2}$  values, mainly inside the factor of 2 – 3. We also successfully used these works to predict  $T_{1/2}$  values in our searches for  $\alpha$  decays of  $^{180}\text{W}$  [6]

and  $^{151}\text{Eu}$  [10] obtaining adequate agreement between the first experimentally measured and calculated results. As other example, the calculated  $T_{1/2}$  values for the g.s. to g.s.  $\alpha$  decay of  $^{190}\text{Pt}$  are equal:  $5.0 \times 10^{11}$  yr in accordance with [29] and  $10.3 \times 10^{11}$  yr with [30], while the experimental values were measured in the range of  $(3.2 - 10) \times 10^{11}$  yr [13] (recommended value is  $(6.5 \pm 0.3) \times 10^{11}$  yr [14]).

The ground state of all the Pt isotopes has spin and parity  $J^\pi = 0^+$ , except of  $^{195}\text{Pt}$  with  $J^\pi = 1/2^-$ . We study here the transitions to the daughter levels with  $J^\pi = 2^+$  and  $4^+$  ( $9/2^-$  for  $^{195}\text{Pt} \rightarrow ^{191}\text{Os}$  g.s.). Because of the difference between the spins of the initial and of the final nuclear states, the emitted  $\alpha$  particle will have non-zero angular momentum: values of  $L = 2$  or  $L = 4$  are the most preferable among the allowed ones by the selection rules for the transitions with  $\Delta J^{\Delta\pi} = 2^+$  or  $4^+$ , respectively. Thus, in the  $T_{1/2}$  estimation, we take into account the hindrance factors of  $\text{HF} = 1.9$  for  $L = 2$  and  $\text{HF} = 9.0$  for  $L = 4$ , calculated in accordance with [31]. The results of the calculations are given in Table 2. For the  $\alpha$  decay  $^{190}\text{Pt} \rightarrow ^{186}\text{Os}(2^+, 137.2 \text{ keV})$  observed in this work, the semiempirical approach of [30] gives a better agreement with the measured  $T_{1/2}$  value.

From the theoretical results, it is clear that the observation of other Pt  $\alpha$  decays presented in Table 2 is out of reach of current experimental possibilities, except probably for decay  $^{190}\text{Pt} \rightarrow ^{186}\text{Os}(4^+, 434.1 \text{ keV})$ . The latter will need 3 orders of magnitude higher sensitivity which, however, could be possible by using enriched  $^{190}\text{Pt}$  instead of natural Pt with  $\delta(^{190}\text{Pt}) = 0.014\%$ .

## 5 Conclusions

The alpha decays of naturally occurring platinum isotopes, which are accompanied by the emission of  $\gamma$  quanta, were searched for with the help of a low background HP Ge detector in the Gran Sasso National Laboratories of the INFN. The alpha decay of  $^{190}\text{Pt}$  to the first excited level of  $^{186}\text{Os}$  ( $J^\pi = 2^+$ ,  $E_{exc} = 137.2 \text{ keV}$ ) was detected for the first time by the observation of the  $\gamma$  line at energy  $(137.1 \pm 0.1) \text{ keV}$  at  $8\sigma$  significance level while it is absent in the background spectrum of the detector. We did not find alternative processes which could mimic this effect. The half-life is determined as:  $T_{1/2}(^{190}\text{Pt} \rightarrow ^{186}\text{Os}(2_1^+, 137.2 \text{ keV})) = [2.6_{-0.3}^{+0.4}(\text{stat.}) \pm 0.6(\text{syst.})] \times 10^{14}$  yr. This value is in relevant agreement with theoretical calculations based on the liquid drop model and the description of the  $\alpha$  decay as a very asymmetric fission process [30].

In addition,  $T_{1/2}$  limits for  $\alpha$  decays with population of the lowest excited levels of Os nuclei (for  $^{192}\text{Pt}$ ,  $^{194}\text{Pt}$ ,  $^{196}\text{Pt}$ ) and for transition to the ground states of Os nuclei (for  $^{195}\text{Pt}$ ,  $^{198}\text{Pt}$ ) were determined at level of  $T_{1/2} \simeq 10^{16} - 10^{20}$  yr. These limits were set for the first time or they are better than those known from earlier experiments.

The alpha decay of  $^{190}\text{Pt}$  to the second excited level of  $^{186}\text{Os}$  ( $J^\pi = 4^+$ ,  $E_{exc} = 434.1 \text{ keV}$ ) could be detected in higher sensitivity experiment with platinum enriched in  $^{190}\text{Pt}$  to  $\simeq 10\%$ . However, because its natural abundance is extremely low ( $\delta = 0.014\%$ ), this is a very expensive task with the current technologies.

## 6 Acknowledgements

The authors would like to thank V.Yu. Denisov for interesting discussions and anonymous referee for useful suggestions. The group from the Institute for Nuclear Research (Kyiv, Ukraine)

was supported in part through the Project “Kosmomikrofizyka-2” (Astroparticle Physics) of the National Academy of Sciences of Ukraine.

## References

- [1] E. Rutherford, *Phil. Mag.* (ser. 5) 47 (1899) 109.
- [2] V.Yu. Denisov, A.A. Khudenko, *Phys. Rev. C* 79 (2009) 054614; erratum *Phys. Rev. C* 82 (2010) 059901.
- [3] C.J. Gross, W. Nazarewicz, K.P. Rykaczewski (eds.), *Proc. of the 4th Int. Conf. on Exotic Nuclei and At. Masses*, *Eur. Phys. J. A* 25, Suppl. 1 (2005).
- [4] S. Hofmann, *Lect. Notes Phys.* 764 (2009) 203.
- [5] P. de Marcillac et al., *Nature* 422 (2003) 876.
- [6] F.A. Danevich et al., *Phys. Rev. C* 67 (2003) 014310.
- [7] C. Cozzini et al., *Phys. Rev. C* 70 (2004) 064606.
- [8] Yu.G. Zdesenko et al., *Nucl. Instrum. Meth. A* 538 (2005) 657.
- [9] P. Belli et al., *Nucl. Instrum. Meth. A* 626&627 (2011) 31.
- [10] P. Belli et al., *Nucl. Phys. A* 789 (2007) 15.
- [11] J.K. Bohlke et al., *J. Phys. Chem. Ref. Data* 34 (2005) 57.
- [12] G. Hoffman, *Z. Phys.* 7 (1921) 254.
- [13] O.P. Tavares, M.L. Terranova, E.L. Medeiros, *Nucl. Instrum. Meth. B* 243 (2006) 256.
- [14] C.M. Baglin, *Nucl. Data Sheets* 99 (2003) 1.
- [15] R.B. Firestone et al., *Table of isotopes*, 8-th ed., John Wiley, New York, 1996 and CD update, 1998.
- [16] G. Audi, A.H. Wapstra, C. Thibault, *Nucl. Phys. A* 729 (2003) 337.
- [17] P. Belli et al., First search for double  $\beta$  decay of platinum by ultra-low background HP Ge  $\gamma$  spectrometry, submitted for publication.
- [18] C.M. Baglin, *Nucl. Data Sheets* 84 (1998) 717.
- [19] W.R. Nelson et al., *SLAC-Report-265*, Stanford, 1985.
- [20] S. Agostinelli et al., *Nucl. Instr. Meth. A* 506 (2003) 250;  
J. Allison et al., *IEEE Trans. Nucl. Sci.* 53 (2006) 270.
- [21] WWW Table of Radioactive Isotopes,  
<http://nucleardata.nuclear.lu.se/nucleardata/toi/radSearch.asp>.

- [22] C.J. Martoff, P.D. Lewin, *Comp. Phys. Comm.* 72 (1992) 96.
- [23] G.J. Feldman, R.D. Cousins, *Phys. Rev. D* 57 (1998) 3873.
- [24] G. Kauw, *Forschungsber. Landes Nordrhein-Westfalen* 1640 (1966).
- [25] B. Singh, *Nucl. Data Sheets* 95 (2002) 387.
- [26] B. Singh, *Nucl. Data Sheets* 99 (2003) 275.
- [27] V.R. Vanin et al., *Nucl. Data Sheets* 108 (2007) 2393.
- [28] B. Singh, *Nucl. Data Sheets* 107 (2006) 1531.
- [29] B. Buck, A.C. Merchant, S.M. Perez, *J. Phys. G* 17 (1991) 1223; 18 (1992) 143.
- [30] D.N. Poenaru, M. Ivascu, *J. Physique* 44 (1983) 791.
- [31] K. Heyde, *Basic Ideas and Concepts in Nuclear Physics*, 2nd ed., IoP Publ., Bristol, 1999.