

Exact correspondence between a Markov process and propagation on networks

Pierre-André Noël, Antoine Allard, Laurent Hébert-Dufresne, Vincent Marceau, and Louis J. Dubé
Département de Physique, de Génie Physique et d'Optique, Université Laval, Québec (QC), Canada

(Dated: February 4, 2011)

Dynamics on networks is considered from the perspective of Markov stochastic processes. We show that a small set of variables is sufficient to exactly model susceptible-infectious propagation on finite-size configuration model networks where repeated links and self-loops are allowed. In asymptotically large networks, approximations are obtained for the first moments of the probability distribution. Monte-Carlo simulations confirm the exactness of the full stochastic process and show that our approximations for the moments are valid even in rather small systems. We discuss how the same approach can be used for modeling more complex stochastic processes on networks.

Real-world systems are often composed of numerous interacting elements. *Complex network models* prove to be valuable tools for systems where interactions are neither completely random nor completely regular [1, 2]. Among these systems, an important subclass concerns the propagation of *something* through interactions among the constituting elements [3–5]. Examples include spreading of infectious diseases in populations as well as propagation of information, rumors or viral marketing on social networks. We will hereafter call *infection* whatever is propagating.

Propagation on networks has been modeled as branching processes with great success through the use of generating functions [6–11]. Although these approaches consider infinite systems and only provide information on their final state (i.e. once the propagation has stopped), they have the major advantage of providing analytical probability distributions for the possible outcomes. In contrast, compartmental network models based on ordinary differential equations [12–17] explicitly consider time evolution, with the disadvantage however that only mean values are usually available. Although little work has been done in this direction, the feasibility of including stochasticity in compartmental network models has already been demonstrated (e.g. [18]). In this Letter, we study from a compartmental perspective a simple class of systems, i.e., susceptible-infectious propagation on configuration model networks, to establish general guidelines for successful stochastic network models.

Instead of directly tackling the problem analytically, we first focus on how things are done in a computer simulation. Usually, propagation on networks is simulated in two phases: first build the network, then propagate the infection on it. We propose a different scheme that does not necessitate preliminary network construction. For a whole class of systems, the correspondence between the two approaches is *exact*.

Since the alternative perspective can be expressed as a Markov process, standard stochastic calculus tools are used to further study the system. We conclude this Letter investigating how the approach generalizes, paving the way for the use of well developed stochastic process techniques in complex network problems.

Networks. A network model generally uses *nodes* to represent the elements composing the system of interest and assigns *links* between each pair of nodes corresponding to in-

teracting elements. Two nodes sharing a link are said to be *neighbors* and the *degree* of a node is its number of neighbors. The part of a link that is attached to a node is called a *stub*: there are two stubs per link and each node is attached to a number of stubs equal to its degree. A link with both ends leading to the same node is called a *self-loop* and *repeated links* occur when more than one link join the same two nodes.

The *size* of a network is the number N of nodes composing it and its *degree sequence* is the vector $\mathbf{n} = [n_0 \ n_1 \ \dots]^T$ providing for each degree k the number n_k of nodes with that degree. Clearly, $N = \sum_k n_k$. Since there are two stubs per link, the total number of stubs $\sum_k kn_k$ must be even.

In the *configuration model* (CM) [19], the degree sequence \mathbf{n} is the only information available about the network structure. Since this knowledge alone is not sufficient to explicitly define the whole topology, *every* possible networks satisfying \mathbf{n} are considered, defining an ensemble over which the quantities of interest are averaged.

It is common practice to explicitly *forbid* self-loops and repeated links in CMs (CMF) since these structures are not observed in many real-world systems. However, it is often easier to study CMs *allowing* for self-loops and repeated links (CMA). Of importance is the fact that the distinction between CMF and CMA vanishes for large networks (the probability for a link in a CMA to be a self-loop or a repeated link goes as N^{-1}). The knowledge acquired on CMAs can thus be translated to CMFs.

A simple way to build a CM network goes as follows. (i) For each $k \in \{0, 1, \dots\}$, create n_k nodes with k stubs. (ii) Randomly select a pair of unmatched stubs and match them to form a link. Special restriction for CMFs: if a self-loop or repeated link is created, discard the whole network and return to step i. (iii) Repeat ii until there are no unmatched stubs left.

Propagation. Perhaps the simplest form of propagation on networks is the susceptible-infectious model. A node is said to be *susceptible* if it does not carry the infection and *infectious* if it does. During an infinitesimal time interval $[t, t + dt)$, a susceptible node, neighbor to an infectious one, has probability βdt to acquire the infection from the latter, hence becoming infectious. Once infectious, a node remains in this state forever.

The following gives an algorithmic implementation of this dynamics. (i) Set each node as either susceptible or infectious

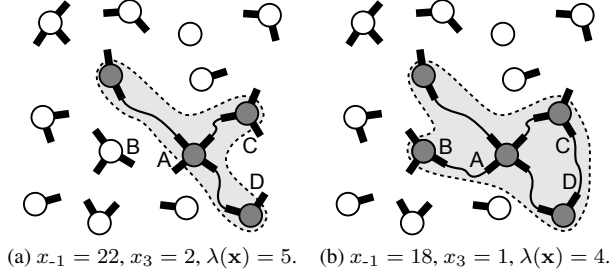


FIG. 1. Illustration of *on the fly* network construction. Susceptible (white circles) and infectious (grey circles) nodes each have a number of stubs equal to their respective degree. (a) At some point in the process, three links (thin black curves) have already been assigned. Future dynamics does not depend on how infectious nodes are linked (content of the gray zone) except for the total number $\lambda(\mathbf{x})$ of unassigned stubs belonging to infectious nodes (stubs crossing the dashed border of the gray zone). (b) During any time interval $[t, t+dt)$, there is probability $\beta\lambda(\mathbf{x})dt$ for an event to occur. Here, after many such time intervals, two new links have been assigned through an event of type $j = 3$ (matching stubs A and B) and an event of type $j = -1$ (matching stubs C and D). Again, other than for $\lambda(\mathbf{x})$, the future dynamics is not affected by how infectious nodes are linked.

according to the initial conditions. (ii) Define small time intervals and start with the first one. (iii) For each infectious node, lookup their susceptible neighbors. For each of them, randomly generate a number in the interval $[0, 1)$ and test if it is lower than βdt . If yes, mark the corresponding node as infectious in the next time interval. (iv) Repeat *iii* for the next time interval.

Now consider the following change to step *iii*: perform the random number test for *each* neighbors of the infectious node, and then, only when the test returns positive, verify if the corresponding neighbor is susceptible (if yes, mark it as infectious). This alternative algorithm is equivalent in all points to the original, except that the knowledge of who is the neighbor of an infectious node is not required until the very moment an infection may occur. Inspired by this seemingly benign observation, we will shortly introduce a stochastic process, equivalent to CMA, that does not require an initial network construction step. Instead, the network will be built *on the fly*, concurrently to propagation.

Equivalent stochastic process. CMA networks are built by randomly matching stubs together. In order to perform this match on the fly, we track the total number x_{-1} of unmatched stubs. All stubs belonging to susceptible nodes are unmatched. Denoting x_k the number of susceptible nodes of degree k , the total number of unmatched stubs belonging to infectious nodes is then

$$\lambda(\mathbf{x}) = x_{-1} - \sum_{k=0}^{\infty} kx_k \quad (1)$$

where $\mathbf{x} = [x_{-1} \ x_0 \ x_1 \ \dots]^T$ is the *state vector*.

During the interval $[t, t+dt)$, each of these $\lambda(\mathbf{x})$ stubs has a

probability βdt to infect the corresponding neighboring node *under the condition* that it is currently susceptible. Since this infectious stub is currently unmatched, knowing which node is at the other end simply requires to match it at random to one of the $(x_{-1} - 1)$ other unassigned stubs. If a susceptible stub is chosen, the corresponding node is immediately infected and no matched susceptible stubs are created.

Since dt is infinitesimal, matching one of the $\lambda(\mathbf{x})$ stubs has a probability $\beta\lambda(\mathbf{x})dt$ to occur. In this case, the other stub selected for match has a probability $[\lambda(\mathbf{x}) - 1](x_{-1} - 1)^{-1}$ to also be infectious, causing no new infection. Matching the two stubs amounts to decrease x_{-1} [and therefore $\lambda(\mathbf{x})$] by 2. We refer to this class of events as a transition of type $j = -1$.

Alternatively, there is a probability $kx_k(x_{-1} - 1)^{-1}$ for matching the infectious stub to a stub belonging to a susceptible node of degree k : it is marked as infectious by decreasing x_k by 1. Again, x_{-1} is decreased by 2 since two stubs have been matched together. This kind of event is referred to as a transition of type $j = k$.

The system defined by these state vectors and transitions rules is a Markov stochastic process. A system satisfies the Markov property if the probability distribution for its future states depends only on its present state; additional information about past states does not improve future estimates. In our process, the future dynamics depends solely on the current state vector \mathbf{x} characterizing the current configuration of the system, in agreement with the Markov property. Although the process “forgets” the specific organization of links among infectious nodes, keeping track of this information does not affect the future dynamics (Fig. 1).

The transition rules of this Markov process are summarized in the master equation (notation compatible with [20] §7.5)

$$\frac{dP(\mathbf{x}, t)}{dt} = \sum_{j=-1}^{\infty} \left[q_j(\mathbf{x} - \mathbf{r}^j) P(\mathbf{x} - \mathbf{r}^j, t) - q_j(\mathbf{x}) P(\mathbf{x}, t) \right] \quad (2)$$

that governs the probability $P(\mathbf{x}, t)$ to observe state \mathbf{x} at time t . The rate at which transitions occur is given by the vector $\mathbf{q}(\mathbf{x}) = [q_{-1}(\mathbf{x}) \ q_0(\mathbf{x}) \ q_1(\mathbf{x}) \ \dots]^T$ where

$$q_j(\mathbf{x}) = \begin{cases} \beta\lambda(\mathbf{x}) \frac{\lambda(\mathbf{x}) - 1}{x_{-1} - 1} & \text{if } j = -1 \\ \beta\lambda(\mathbf{x}) \frac{jx_j}{x_{-1} - 1} & \text{if } j \geq 0 \end{cases} \quad (3)$$

while their effect on \mathbf{x} is given by the matrix

$$R = [\mathbf{r}^{-1} \ \mathbf{r}^0 \ \mathbf{r}^1 \ \dots] = \begin{bmatrix} r_{-1}^{-1} & r_{-1}^0 & r_{-1}^1 & \dots \\ r_0^{-1} & r_0^0 & r_0^1 & \dots \\ r_1^{-1} & r_1^0 & r_1^1 & \dots \\ \vdots & \vdots & \vdots & \ddots \end{bmatrix} \quad (4a)$$

$$r_i^j = \begin{cases} -2 & \text{if } i = -1 \\ -\delta_{ij} & \text{if } i \geq 0 \end{cases} \quad (4b)$$

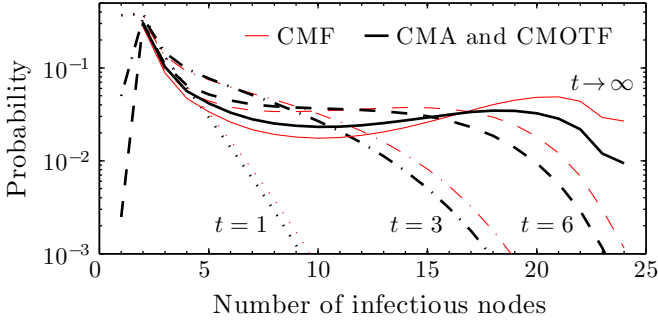


FIG. 2. (Color online) Snapshots at different times (line styles) of probability distributions for the number of infectious nodes in three configuration models (line weight and color). The proposed *on the fly* process (CMOTF) and the configuration model allowing self-loops and repeated links (CMA) both give the same results. Even in such a small network ($N = 30$), forbidding self-loops and repeated links (CMF) has minimal effect. Each distribution has been obtained through 10^8 Monte Carlo simulations. Degree sequence used: $n_1 = 16, n_2 = 8, n_3 = 4$ and $n_4 = 2$. All nodes are initially susceptible except for one infectious node of degree 1.

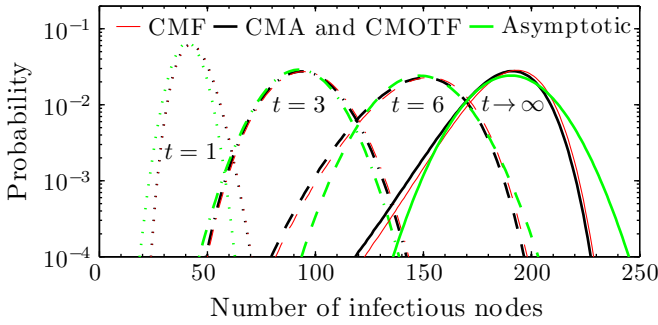


FIG. 3. (Color online) Probability distribution for the number of infectious nodes. The network size ($N = 300$) is sufficiently large for our asymptotic approximation to match the CM distributions around their peaks. Note that, especially at early times, the CMF results are very close to those of CMA and CMOTF (which is also an effect of larger network size). 10^8 Monte Carlo simulations. Degree sequence: $n_1 = 160, n_2 = 80, n_3 = 40$ and $n_4 = 20$. For each degree, 5% of the nodes are initially infectious.

We use $\beta = 1$ without loss of generality (scaling of time unit). Equations (2)–(4) define the stochastic process of the configuration model generated on the fly (CMOTF).

Monte Carlo simulations. Figure 2 is obtained through direct Monte Carlo simulations. Results for CMA and CMOTF are essentially identical (i.e. the difference between them decreases as inversed square root of number of Monte Carlo simulations). The effect of forbidding self-loops and repeated links is embodied in the slight difference between results for CMF simulations and their CMOTF counterparts. Larger system sizes decrease further these differences ($N = 300$ in Fig. 3) and therefore CMOTFs become excellent approximations of CMFs.

Asymptotically large systems. As long as all elements of $\mathbf{x}(t)$ are sufficiently “large”, Eq. (2) can be approximated by a stochastic differential equation (see [20] §4.3.5)

$$d\mathbf{x} = \mathbf{a}(\mathbf{x})dt + B(\mathbf{x}) \cdot d\mathbf{W}, \quad (5)$$

where the vector $\mathbf{W}(t)$ is a Wiener process while vector $\mathbf{a}(\mathbf{x})$ and matrix $B(\mathbf{x})$ are given in terms of $\mathbf{q}(\mathbf{x})$ and R as

$$a_i(\mathbf{x}) = \sum_j r_i^j q_j(\mathbf{x}) \quad B_i^j(\mathbf{x}) = r_i^j \sqrt{q_j(\mathbf{x})}. \quad (6)$$

An approximate solution $\mathbf{x}(t) \approx \mathbf{x}^0(t) + \mathbf{x}^1(t)$, composed of a deterministic term $\mathbf{x}^0(t)$ and a stochastic perturbation $\mathbf{x}^1(t)$, can be obtained when the noise term $B(\mathbf{x}) \cdot d\mathbf{W}$ is much smaller than the deterministic term $\mathbf{a}(\mathbf{x})dt$ [initial conditions $\mathbf{x}^0(0) = \mathbf{x}(0)$ and $\mathbf{x}^1(0) = 0$]. The ordinary differential equation

$$\frac{d}{dt} \mathbf{x}^0 = \mathbf{a}(\mathbf{x}^0). \quad (7)$$

governs the deterministic contribution. The approximation $x_{-1}^0 - 1 \approx x_{-1}^0$, valid when x_{-1}^0 remains large, gives

$$\frac{dx_{-1}^0}{dt} = -2\lambda(\mathbf{x}^0) \quad \frac{dx_k^0}{dt} = -\frac{kx_k^0\lambda(\mathbf{x}^0)}{x_{-1}^0}. \quad (8)$$

One way to solve this system is to introduce the variable

$$\tau = \left[\frac{x_{-1}^0}{x_{-1}(0)} \right]^{\frac{1}{2}} \quad \text{such that} \quad \frac{dt}{d\tau} = -\frac{\tau x_{-1}(0)}{\lambda(\mathbf{x}^0)}. \quad (9)$$

Note that $t = 0$ corresponds to $\tau = 1$ and that τ decreases with time. Using this change of variable in Eq. (8) provides the solution of the system as a function of τ

$$x_{-1}^0 = x_{-1}(0) \tau^2 \quad x_k^0 = x_k(0) \tau^k. \quad (10)$$

These can then be used in Eq. (9) to obtain an ordinary differential equation depending on τ alone

$$\frac{d\tau}{d\tau} = \sum_{k=0}^{\infty} \frac{x_k(0)}{x_{-1}(0)} k \tau^{k-1} - \tau. \quad (11)$$

Solving this equation gives τ as a function of t , which can then be inserted back in Eq. (10). An important result is that the final state $t \rightarrow \infty$ corresponds to the largest $\tau \in [0, 1]$ such that $x_{-1}(0)\tau^2 = \sum_{k=0}^{\infty} kx_k(0)\tau^k$.

The perturbation term \mathbf{x}^1 can be obtained by solving the stochastic differential equation (see [20] §6.2)

$$d\mathbf{x}^1 = J_{\mathbf{a}}(\mathbf{x}^0) \cdot \mathbf{x}^1 dt + B(\mathbf{x}^0) \cdot d\mathbf{W} \quad (12)$$

where $J_{\mathbf{a}}(\mathbf{x}^0)$ is the Jacobian matrix of \mathbf{a} evaluated at \mathbf{x}^0 . Initial conditions $\langle \mathbf{x}^1(0) \rangle = \mathbf{0}$ and $\text{cov}(\mathbf{x}^1(0)) = \mathbf{0}$ give the solutions $\langle \mathbf{x}^1 \rangle = \mathbf{0}$ and (see [20] §4.4.9)

$$\text{cov}(\mathbf{x}^1) = \int_0^t \exp \left[\int_{t'}^t J_{\mathbf{a}}(\mathbf{x}^0(t'')) dt'' \right] \cdot B(\mathbf{x}^0(t')) \cdot B(\mathbf{x}^0(t'))^T \cdot \exp \left[\int_{t'}^t J_{\mathbf{a}}(\mathbf{x}^0(t''))^T dt'' \right] dt'. \quad (13)$$

Since \mathbf{x}^0 and \mathbf{x}^1 contribute exclusively to the mean and covariance of \mathbf{x} , respectively, we obtain

$$\langle \mathbf{x} \rangle = \mathbf{x}^0 \quad \text{cov}(\mathbf{x}) = \text{cov}(\mathbf{x}^1) \quad . \quad (14)$$

Figure 3 shows that, although this Gaussian approximation of the exact dynamics [Eqs. (2)–(4)] assumes an asymptotically large system, Eq. (14) provides reasonable results for networks as small as $N = 300$.

General modeling scheme. In this Letter, dynamics on networks was considered from the perspective of Markov stochastic processes. We first defined state vectors holding information about the configuration of the system (i.e. both its structure and the intrinsic state of its components), then we introduced the dynamics through probabilistic transition rules between these vectors. We now present general guidelines for the implementation of both these steps in other systems.

Clearly, we cannot expect a bijective mapping between state vectors and network configurations: there are too many degrees of freedom in a typical network structure for this mapping to be practical. However, the fact that a single CMOTF state vector can represent a large number of different CMA configurations did not prevent us from obtaining an exact correspondence between the two dynamics. Part of this success is due to our educated choice for the state vectors, carrying all the information required to infer future interactions. In the same spirit, for the general class of systems defined through *local* interactions, we should choose state vectors with strong local information content.

A simple way to do this is to define different kind of building blocks that can be matched together according to certain rules. In CMOTFs, our building blocks are susceptible nodes of each possible degree and unmatched stubs belonging to infectious nodes. Other examples of building blocks include cliques [17], network motifs [11] and nodes of known state with known number of neighbors of each possible states [16, 21].

Once the building blocks are chosen, the state vectors (equivalent to \mathbf{x} in the previous presentation) simply enumerate how many blocks of each type there are. The interactions governing the system to be modeled become events of a birth-death process where blocks may either be created or destroyed, causing transitions in the state vector (equivalent to previous R). When the rate at which events occur [equivalent to previous $q(\mathbf{x})$] depends on information not explicitly given by the state vector, these must be inferred from how the building blocks could be matched together.

When additional information is so inferred, special care is required in order to preserve the Markov property. For example, if at some point in the process we infer from the state vector that a specific structure is not present, we should not decide otherwise in the future. In the CMOTF, we prevent such problems by storing every information required to future decision in the state vector itself (e.g. consider the fact that x_{-1} is reduced by 2 when two infectious stubs are chosen).

Although the CMOTF exactly respect the Markov property, it is not always possible (or practical) to impose it. Ap-

proximations, often of the “moment-closure” type, are then used to obtain past-independent estimates of the real conditional probabilities. The difference between these probabilities should be as small as possible and as often positive as negative, thus being more likely to eventually cancel out. One should keep these criteria in mind when designing approximate models, from the choice of building blocks to the approximations used in the transition rules.

Our general approach may be used to model countless real-world systems with complex network structures. Once the problem is correctly stated in terms of a stochastic process, a vast array of tools is readily available for further analysis [20] and for the study of more specific guidelines for optimal model designs.

The authors are grateful to CIHR (P.-A.N., A.A. and L.H.-D.), NSERC (V.M. and L.J.D.) and FQRNT (L.H.-D., V.M. and L.J.D.) for financial support.

-
- [1] A. Barrat, M. Barthélemy, and A. Vespignani, *Dynamical Processes on Complex Networks* (Cambridge University Press, New York, 2008).
 - [2] S. Boccaletti, V. Latora, Y. Moreno, M. Chavez, and D.-U. Hwang, *Phys. Rep.* **424**, 175 (2006).
 - [3] M. J. Keeling and K. T. D. Eames, *J. R. Soc. Interface* **2**, 295 (2005).
 - [4] S. Bansal, B. T. Grenfell, and L. A. Meyers, *J. R. Soc. Interface* **4**, 879 (2007).
 - [5] L. Danon, A. Ford, T. House, C. P. Jewell, M. J. Keeling, G. O. Roberts, J. V. Ross, and M. C. Vernon, *Interdiscip. Perspect. Infect. Dis.* (in press)(2011), arXiv:1011.5950.
 - [6] M. E. J. Newman, S. H. Strogatz, and D. J. Watts, *Phys. Rev. E* **64**, 026118 (2001).
 - [7] M. E. J. Newman, *Phys. Rev. E* **66**, 016128 (2002).
 - [8] A. Allard, P.-A. Noël, L. J. Dubé, and B. Pourbohloul, *Phys. Rev. E* **79**, 036113 (2009).
 - [9] M. E. J. Newman, *Phys. Rev. Lett.* **103**, 058701 (2009).
 - [10] J. C. Miller, *Phys. Rev. E* **80**, 020901 (2009).
 - [11] B. Karrer and M. E. J. Newman, *Phys. Rev. E* **82**, 066118 (2010).
 - [12] R. Pastor-Satorras and A. Vespignani, *Phys. Rev. Lett.* **86**, 3200 (2001).
 - [13] K. T. D. Eames and M. J. Keeling, *PNAS* **99**, 13330 (2002).
 - [14] K. J. Sharkey, C. Fernandez, K. L. Morgan, E. Peeler, M. Thrush, J. F. Turnbull, and R. G. Bowers, *J. Math. Biol.* **53**, 61 (2006).
 - [15] T. House, G. Davies, L. Danon, and M. J. Keeling, *Bull. Math. Biol.* **71**, 1693 (2009).
 - [16] V. Marceau, P.-A. Noël, L. Hébert-Dufresne, A. Allard, and L. J. Dubé, *Phys. Rev. E* **82**, 036116 (2010).
 - [17] L. Hébert-Dufresne, P.-A. Noël, V. Marceau, A. Allard, and L. J. Dubé, *Phys. Rev. E* **82**, 036115 (2010).
 - [18] C. E. Dangerfield, J. V. Ross, and M. J. Keeling, *J. R. Soc. Interface* **6**, 761 (2009).
 - [19] M. Molloy and B. Reed, *Random Struct. Alg.* **6**, 161 (1995).
 - [20] C. W. Gardiner, *Handbook of Stochastic Methods for Physics, Chemistry and the Natural Sciences* (Springer-Verlag, 2004).
 - [21] P.-A. Noël, B. Davoudi, R. C. Brunham, L. J. Dubé, and B. Pourbohloul, *Phys. Rev. E* **79**, 026101 (2009).