

Phonon-dressed Mollow triplet in the regime of cavity-QED

C. Roy and S. Hughes*

Department of Physics, Queen's University, Kingston, Ontario K7L 3N6, Canada

We study the resonance fluorescence spectra of a driven quantum dot placed inside a high Q semiconductor cavity and interacting with an acoustic phonon bath. The dynamics is calculated using a time-convolutionless master equation obtained in the polaron frame. We demonstrate pronounced spectral broadening of the Mollow sidebands through cavity-emission which, for small cavity-coupling rates, increases quadratically with the Rabi frequency. However, for larger cavity coupling rates, this broadening dependence is found to be more complex. This field-dependent Mollow triplet broadening is primarily a consequence of the triplet peaks sampling different parts of the asymmetric phonon bath, and agrees directly with recent experiments with semiconductor micropillars. The influence from the detuned cavity photon bath and multi-photon effects is shown to play a qualitatively important role on the fluorescence spectra.

PACS numbers: 42.50.Ct, 78.67.Hc, 78.55.-m

Recent developments in semiconductor cavity systems exploit several fields of research, including semiconductor optics, quantum information processing and cavity-QED (quantum electrodynamics). Target quantum sources such as indistinguishable photons are important in technological applications [1], and require robust physics designs and an understanding of how to manipulate dynamical processes at a very fundamental level. Unique quantum processes can be obtained when the cavity and quantum dot (QD) are near the strong coupling regime [2, 3], which introduces quantum mechanical features such as photon antibunching [4]. Recent experimental studies involving *coherent* excitation have focussed on resonance fluorescence of a QD coupled to a cavity mode [5–7]. Also of interest is the study of off-resonant QD cavity systems that can be used to monitor resonance fluorescence of the emitter [8]. Very large optical dipole moments relative to atomic systems and strong interaction effects are the salient features of these QDs. Yet, the very nature of the semiconductor QDs can also introduce excitation-dependent dephasing and decoherence effects.

In 1969, Mollow demonstrated that the fluorescence spectrum of a two-level atom has additional sidebands in addition to the central coherent peak when the atom is driven by a strong coherent single-mode field [9, 10]. This effect can be attributed to the emergence of “dressed states”—an infinite series of *doublets* or Floquet states, whose positions and spectral widths are well known for large driving fields. From both a practical and fundamental level, it is interesting to study such well known atomic optics effects when a semiconductor QD is strongly driven by a coherent laser field. For pulsed-excited systems, excitation-induced dephasing (EID) emerges due to the interaction of the laser-induced dressed states with the underlying acoustic phonon reservoir [11–13]. For continuous (cw) excitation, it is not clear what the role of phonon coupling will be, as it is often argued that the dephasing processes are due to the “non-Markovian” processes, especially important for short pulses and fast

timescales. Thus one may expect that cw excitation does not suffer much from phonon-induced damping, and indeed recent experimental works using QD resonance fluorescence [5–7] suggest negligible influence from the phonon bath. Nevertheless, if a QD system is driven strongly enough, a phonon-induced dephasing process may occur [14]. In recent experiments [15], cw resonance fluorescence emission from single QD placed inside a high-quality micropillar cavity was studied. In contrast to all previous works on cw-excited semiconductor systems, it was found that increasing excitation power results in a Mollow triplet spectra with a systematic spectral sideband broadening that is proportional to the square of the Rabi frequency—which was interpreted as a signature of EID [11, 12]. Since the QD was placed in the regime of cavity-QED, which enables significant cavity coupling, the origin of this Mollow sideband dephasing is not at all clear.

In this work, we develop a nonperturbative theory of cavity-QED coupling in a longitudinal acoustic (LA) phonon bath. We apply this theory to connect directly to the EID observations on the Mollow triplet, and we introduce the phenomenon of: *phonon-dressed Mollow triplet in the regime of cavity-QED*. We develop a model that describes both electron-acoustic phonon coupling and cavity photon coupling to all orders. Specifically, we describe the process of electron-photon and electron-phonon coupling by using a polaron transform [16], which, in the appropriate limits, formally recovers the *independent boson model* or the Jaynes-Cumming model. The polaron transform allows one to eliminate the QD phonon interaction part from the system Hamiltonian at the expense of modified Rabi frequency, and the dot-cavity coupling that is now *dressed* by coherent phonon displacement operators [16, 17]. We then perform time local projection operations and derive a straightforward time-convolutionless master equation that treats the residual system-bath interaction to second order [18], while treating cavity photon effects to all orders. *To the best of our knowledge,*

this is the first study of its kind to explore electron-LA-phonon interactions and cavity photon interactions to all orders.

Working in a frame rotating with respect to the laser pump frequency, the model Hamiltonian is

$$\begin{aligned}
H = & \hbar(\omega_x - \omega_L)\sigma^+\sigma^- + \hbar(\omega_c - \omega_L)a^\dagger a \\
& + \hbar g(\sigma^+ a + a^\dagger \sigma^-) + \hbar\Omega(\sigma^+ + \sigma^-) \\
& + \sigma^+\sigma^- \sum_k \hbar\lambda_k(b_k + b_k^\dagger) + \sum_k \hbar\omega_k b_k^\dagger b_k, \quad (1)
\end{aligned}$$

where $b_k(b_k^\dagger)$ are the annihilation and creation operators of the phonon reservoir, a is the *leaky* cavity mode annihilation operator, σ^+, σ^- (and $\sigma^z = \sigma^+\sigma^- - \sigma^-\sigma^+$) are the Pauli operators of the electron-hole pair (“exciton”), $\delta_{\alpha L} \equiv \omega_\alpha - \omega_L$ ($\alpha = x, c$) are the detunings of the exciton and cavity from the coherent pump laser, and g is the cavity-exciton coupling strength. We next perform a polaron-transformation that introduces a renormalized Rabi frequency and dot-cavity coupling strength [17]: $H' = \exp(S)H \exp(-S)$, with $S = \sigma^+\sigma^- \sum_k \frac{\lambda_k}{\omega_k}(b_k^\dagger - b_k)$. The transformed Hamiltonian has three contributions,

$$H'_{sys} = \hbar(\delta_{xL} - \Delta_P)\sigma^+\sigma^- + \hbar\delta_{cL}a^\dagger a + \langle B \rangle X_g, \quad (2a)$$

$$H'_{bath} = \sum_k \hbar\omega_k b_k^\dagger b_k, \quad (2b)$$

$$H'_{int} = X_g \zeta_g + X_u \zeta_u, \quad (2c)$$

where $X_g = \hbar g(a^\dagger \sigma^- + \sigma^+ a) + \hbar\Omega(\sigma^+ + \sigma^-)$, $X_u = i\hbar[g(\sigma^+ a - a^\dagger \sigma^-) + \Omega(\sigma^- - \sigma^+)]$, $B_\pm = \exp[\pm \sum_k \frac{\lambda_k}{\omega_k}(b_k - b_k^\dagger)]$, $\zeta_g = \frac{1}{2}(B_+ + B_- - 2\langle B \rangle)$, and $\zeta_u = \frac{1}{2i}(B_+ - B_-)$. Note that $\langle B \rangle = \langle B_+ \rangle = \langle B_- \rangle$ and the polaron shift is given by $\Delta_P = \sum_k \frac{\eta_k^2}{g_k}$. Without loss of generality, we assume that the polaron shift is implicitly included in ω_x . It is important to note the slightly different definition of the system Hamiltonian in Eq. (2a). The usual decomposition of the system Hamiltonian to include only the noninteracting QD and cavity parts is known to fail the detailed balance condition in general, which is caused by *internal coupling effects* [20]. The transformed system Hamiltonian above leads to the correct form of the density operator and preserves detailed balance.

Next, we introduce dissipative terms that describe the radiative decay of the QD exciton and the cavity mode. They are included as Liouvillian superoperators acting on the reduced system density matrix [21]:

$$\begin{aligned}
L(\rho) = & \frac{\tilde{\Gamma}_x}{2}(2\sigma^-\rho\sigma^+ - \sigma^+\sigma^-\rho - \rho\sigma^+\sigma^-) \\
& + \kappa(2a\rho a^\dagger - a^\dagger a\rho - \rho a^\dagger a) + \frac{\Gamma'}{4}(\sigma_z \rho \sigma_z - \rho), \quad (3)
\end{aligned}$$

where 2κ is the cavity decay rate, Γ' is the pure dephasing rate, and $\tilde{\Gamma}_x = \Gamma_x \langle B \rangle^2$ is the radiative decay rate. The latter decay has an additional renormalization by a

factor of $\langle B \rangle^2$ resulting from the polaron transform. The physical origin of this can be traced to the dephasing of the optical dipole moment resulting from the Franck-Condon displacement of the excited state [22]. In writing the phonon induced renormalization in this form, we have assumed a separation of the timescales associated with the radiative and phonon processes which amounts to replacing the coherent phonon displacement operators B_\pm by $\langle B \rangle = \langle B_\pm \rangle$, where the angular brackets denote trace over the thermal phonon reservoir. This can be justified by noting that phonon dynamics is extremely fast and happens at picosecond timescales, i.e., much faster than the typical radiative processes which occur.

We now derive a time-local master equation [18] using the time-convolutionless approach for the cavity-QED system density operator in the interaction picture, described by H'_{sys} , and to second order in exciton-phonon coupling H'_{int} . The phonon reservoir is considered to be stationary and in thermal equilibrium and factorized initial conditions are assumed. The time-convolutionless master equation for the cavity-QED system density operator is then given by

$$\begin{aligned}
\frac{\partial \rho}{\partial t} = & \frac{1}{i\hbar}[H'_{sys}, \rho(t)] + L(\rho) - \frac{1}{\hbar^2} \int_0^t d\tau \sum_{m=g,u} \\
& \times (G_m(\tau)[X_m, e^{-iH'_{sys}\tau/\hbar} X_m e^{iH'_{sys}\tau/\hbar} \rho(t)] + H.c.), \quad (4)
\end{aligned}$$

where $G_{g/u}(t) = \langle \zeta_{g/u}(t) \zeta_{g/u}(0) \rangle$. These polaron Green functions are well known and are defined as [16, 17] $G_g(t) = \langle B \rangle^2 (\cosh[\phi(t)] - 1)$, $G_u(t) = \langle B \rangle^2 \sinh[\phi(t)]$, with $\phi(t) = \int_0^\infty d\omega \frac{J(\omega)}{\omega^2} [\coth(\beta\hbar\omega/2) \cos(\omega t) - i \sin(\omega t)]$. The $\langle B \rangle$ and the polaron-shift Δ_P can now be written as $\langle B \rangle = \exp(-\frac{1}{2} \int_0^\infty d\omega \frac{J(\omega)}{\omega^2} \coth(\beta\hbar\omega/2))$ and $\Delta_P = \int_0^\infty d\omega \frac{J(\omega)}{\omega}$. This model describes the electron-LA-phonon interaction via a deformation potential coupling which is the primary source of dephasing in self-assembled QDs [23]. The spectral function that considers electron-phonon interactions via a deformation potential coupling can now be written as $J(\omega) = \alpha_p \omega^3 \exp(-\omega^2/2\omega_b^2)$ where we use $\omega_b = 1$ meV and $\alpha_p/(2\pi)^2 = 0.06$ ps² as typical numbers for InAs/GaAs QDs [24, 25]. With these parameters, then the phonon-induced renormalization contribution, $\langle B \rangle = 0.84$, at $T = 10$ K. With the polaron master equation, we can readily calculate the cavity-mode *incoherent* emission, from: $S_{cav}(\omega) \propto \lim_{t \rightarrow \infty} \text{Re}\{ \int_0^\infty dt [\langle a(t+\tau) a^\dagger(t) \rangle - \langle a(t+\tau) \rangle \langle a^\dagger(t) \rangle] e^{i(\omega_L - \omega)t} \}$. The master equation is numerically solved in a basis that can be truncated at any arbitrary photon and exciton state, which enables us to compute the *weak excitation approximation* results (one quanta limit) and the regime of multi-quanta cavity-QED. Since we consider cw excitation, and the phonon dephasing timescales are very fast, we can take $t \rightarrow \infty$ in Eq. (4); we have checked this approximation to be rigorously valid which confirms that that phonon processes

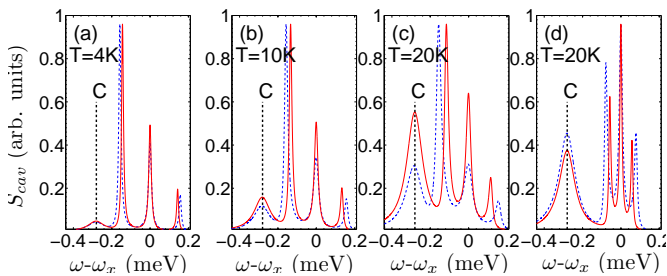


FIG. 1: (Color online) Cavity-emitted fluorescence spectra for the one-phonon model (blue-dashed) and the full polaron theory (red-solid). The cw Rabi drive strength $\Omega = 0.05$ meV, and is resonant with the exciton ($\delta_{xL} = 0$). The parameters were as follows: $g = 0.02$ meV, $\Gamma' = 2$ μ eV, $\Gamma_x = 1$ μ eV, $2\kappa = 0.1$ meV and $\omega_c - \omega_x = 0.28$ meV.

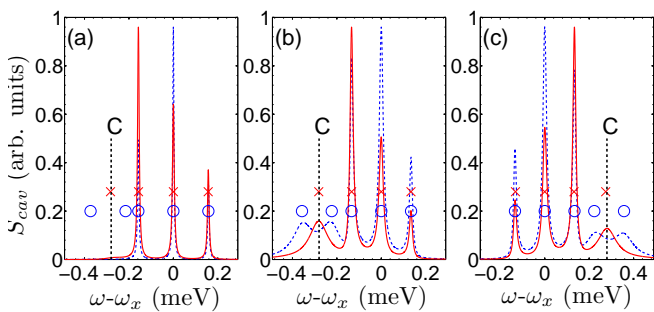


FIG. 2: (Color online) Cavity-emitted fluorescence spectra with multi-photon processes (red-solid) compared to one-photon processes (blue-dashed) in the quantum dot cavity system. We consider phonons to all orders, and two different dot-cavity coupling parameters (a) $g = 0.02$ meV and (b) $g = 0.05$ meV. The cw Rabi drive and material parameters as the same as those used in Fig. 1.

occur at timescales substantially faster than the system dynamics. The two-time correlation function is obtained from the quantum regression formula [10].

We first study the need for both multi-phonons and multi-photons. To be consistent with the recent Mollow triplet experiments on semiconductor micropillars [15], we consider a detuned cavity mode with $\omega_x - \omega_c \approx 0.3$ meV, a cw resonantly-excited exciton, and emitted spectra obtained from cavity-emission, S_{cav} . The radiative decay rate $\tilde{\Gamma}_x = 1$ μ eV and the residual pure dephasing rate, $\Gamma' = 2$ μ eV; these are similar to those used by Ulrich *et al.* [15], and between those measured in Ref. [1] and Ref. [6]. In Fig. 1, we plot the cavity-emitted spectra for the one-phonon model and compare it with the full polaron theory (phonons to all orders). The one-phonon correlation function is obtained by expanding the phonon correlation functions $G_{g,u}(t)$, and $\langle B \rangle$, to lowest order in the dot-phonon coupling. At low temperatures, the one-phonon expansion of the polaronic phonon correlation function is sufficient to describe the dynamics.

However, with increasing temperatures, the one-phonon model starts to overestimate the effect of phonon coupling with respect to the polaronic description. This trend is in consistent with the pulse-excitation analysis of McCutcheon and Nazir [18], for $T > 30$ K; however, what is particularly surprising in our cw-cavity case is that multi-phonon effects are important at $T = 10$ K.

In Fig. 2 we study the role of multi-photon processes in the QD cavity dynamics in the presence of phonons, for different values of dot-cavity coupling parameters. We find that a one-photon-correlation approximation fails in the present excitation regime, though a two-photon-correlation basis was found to be sufficient for all the calculations that follow. This confirms that the theory must include multi-phonon and multi-photon effects, *even for a detuned cavity system at $T = 10$ K*. With photons and phonons included, we recognize two remarkable features in the cavity-emitted spectra. First, there is a strong asymmetry for the on-resonance Mollow triplet, which is primarily due to the off-resonant cavity. Second, there is a pronounced cavity feeding effect, where the cavity mode is excited via phonon interactions, which is a similar effect to incoherently excited QD-cavity systems [21, 24–29], but much stronger in this coherent excitation regime. The asymmetries of the Mollow triplet are attributed to the subtle interplay of the cavity-photon bath, phonon bath and pure dephasing.

In Fig. 3, we show the cavity-emitted spectrum of the QD exciton under resonant excitation conditions ($\delta_{xL} = 0$) as a function of cw excitation Rabi frequency,

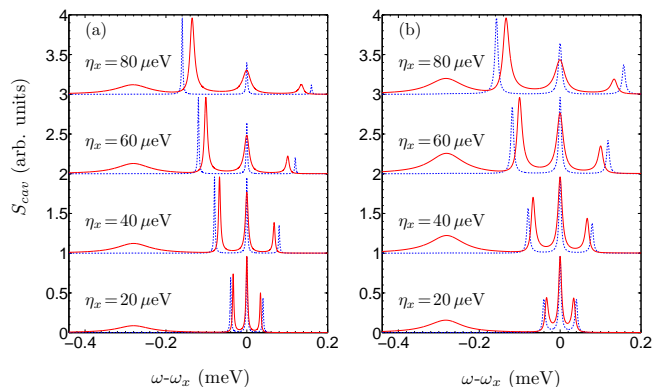


FIG. 3: (Color online) Cavity-emitted fluorescence spectra of a quantum dot placed under cw excitation of the exciton (with $\delta_x = 0$). We vary the Rabi frequency Ω from $0.01 - 0.05$ meV, and we consider two different quantum dot-cavity coupling parameters (a) $g = 15$ μ eV and (b) $g = 50$ μ eV. The blue-dashed plots correspond to the cases with no phonon coupling, while the red-solid line corresponds to the case where the quantum dot is coupled to a phonon reservoir at a temperature $T = 10$ K. The other parameters are as in Fig. 1.

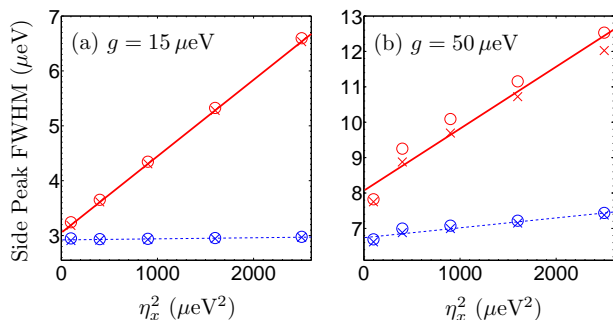


FIG. 4: (Color online) FWHM of the Mollow sidebands as a function of square of the Rabi frequency (Ω^2) extracted by a numerical fit from Fig. 3 in the presence of phonon coupling (red-solid) and with no phonon coupling (blue-dashed). The linear fit is a signature of excitation-induced dephasing due to the underlying phonon coupling to the quantum dot.

for $g = 15 \mu\text{eV}$ and $g = 50 \mu\text{eV}$. The spectra are normalized to unity, and, for clarity, the spectra have been shifted vertically as a function of Rabi field strength. We show spectra with and without phonon coupling, where the former assumes a phonon reservoir in thermal equilibrium at $T = 10\text{K}$. As expected, we clearly find increasing splitting of the Mollow triplet with increasing Rabi frequency Ω . We also note that the location of the sidebands changes due to the renormalization of the Rabi frequency in the presence of phonon coupling which reduces the effective Rabi frequency; the Mollow splitting is slightly reduced as a result and the triplet resonances are significantly broader. In Fig. 4, we plot the corresponding numerically-extracted FWHM (full-width half-maximum) values as a function of the square of the Rabi frequency. We find a very good linear fit to the data which suggests that Mollow triplets are broadened with increasing Ω , in agreement with recent experiments [15]. However, for the case of $g = 50 \mu\text{eV}$, the dependence is likely nonlinear for low values of Ω , and in general dephasing results from the interplay of both phonon bath coupling and cavity photon bath coupling. In addition, we obtain rich asymmetries of the Mollow triplet and substantial cavity feeding – two pronounced effects that are *unique* to the QD-cavity system.

In summary, we have presented a theoretical and numerical study of the cavity-emitted resonance fluorescence of a QD placed inside a high Q cavity. We developed a polaron master equation formalism based on the time-convolutionless approach which enabled us to study the dynamical properties of the reduced density matrix of the QD-cavity system in response to both an external cw laser field and a bath of thermalized LA phonons. We applied this theory to study the influence of the Rabi frequency on cavity-emitted spectra and find strong numerical evidence of excitation-induced dephasing. Both multi-phonon and multi-photon effects are shown to be important and our general findings are in

excellent agreement with the very recent experiments of Ulrich *et al.* [15].

This work was supported by the National Sciences and Engineering Research Council of Canada and the Canadian Foundation for Innovation. We gratefully acknowledge S. Reitzenstein and H. Carmichael for useful discussions, and S. Ulrich, S. Reitzenstein, and P. Michler for sharing their experimental results [15] prior to publication.

* Electronic address: shughes@physics.queensu.ca

- [1] S. Ates *et al.*, Phys. Rev. Lett. **103**, 167402 (2009).
- [2] J. P. Reithmaier *et al.*, Nature **432**, 197 (2004).
- [3] T. Yoshie *et al.*, Nature **432**, 200 (2004).
- [4] D. Press *et al.*, Phys. Rev. Lett. **98**, 117402 (2007).
- [5] A. Muller *et al.*, Phys. Rev. Lett. **99**, 187402 (2007).
- [6] E. B. Flagg *et al.*, Nature Phys. **5**, 203 (2009).
- [7] A. N. Vamivakas *et al.*, Nature Phys. **5**, 198 (2009).
- [8] S. Ates *et al.*, Nature Photonics **3**, 724 (2009).
- [9] B. R. Mollow, Phys. Rev. **188**, 1969 (1969).
- [10] see, e.g., “Statistical Methods in Quantum Optics 1,” H. J. Carmichael, Springer (1998).
- [11] J. Förstner *et al.*, Phys. Rev. Lett. **91**, 127401 (2003).
- [12] D. Mogilevtsev *et al.*, Phys. Rev. Lett. **100**, 017401 (2008).
- [13] A. J. Ramsay *et al.*, Phys. Rev. Lett. **104**, 017402 (2010); A. J. Ramsay *et al.*, *ibid*, **105**, 177402 (2010).
- [14] A. Nazir, Phys. Rev. B **78**, 153309 (2008).
- [15] S. M. Ulrich *et al.*, S. Ates, S. Reitzenstein, A. Löffler, A. Forchel, and P. Michler, submitted to Phys. Rev. Lett.
- [16] G. D. Mahan, *Many-Particle Physics*, Plenum, New York, 1990.
- [17] I. Wilson-Rae and A. Imamoglu, Phys. Rev. B **65**, 235311 (2002).
- [18] D. P. S. McCutcheon and A. Nazir, New J. Phys. **12**, 113042 (2010).
- [19] Förstner, J. and Weber, C. and Danckwerts, J. and Knorr, A., Phys. Rev. Lett., **91**, 127401 (2003)
- [20] H. J. Carmichael and D. F. Walls, J. Phys. A: Math. Nucl. Gen. **6**, 1552 (1973).
- [21] Y. Ota *et al.*, arXiv:0908.0788 (2009).
- [22] C. Roy and S. John, Phys. Rev. A **81**, 023817 (2010).
- [23] B. Krummheuer, V. M. Axt, and T. Kuhn, Phys. Rev. B **65**, 195313 (2002).
- [24] We have used these specific phonon parameters to successfully fit the phonon-induced cavity feeding process of *incoherently-excited* InAs QDs in photonic crystal cavities: S. Hughes *et al.*, submitted to Phys. Rev. B.
- [25] J. Xue *et al.*, J. Phys. C **20**, 3252009 (2008).
- [26] K. Hennessy *et al.*, Nature **445**, 896 (2007).
- [27] M. Kaniber *et al.*, Phys. Rev. B **77**, 161303(R) (2008).
- [28] J. Suffczynski *et al.*, Phys. Rev. Lett. **103**, 027401 (2009).
- [29] U. Hohenester *et al.*, Phys. Rev. B **81**, 201311 (2009).