

How Many Nodes are Effectively Accessed in Complex Networks?

Matheus P. Viana, João L. B. Batista, and Luciano da F. Costa*

Institute of Physics at São Carlos, University of São Paulo,

P.O. Box 369, São Carlos, São Paulo, 13560-970 Brazil

(Dated: 10th May 2010)

The accessibility has been proposed as a measurement of the efficiency of the communication between nodes in complex networks. The current work provides important results regarding the properties of the accessibility, including its relationship with the average minimal time τ to visit all nodes reachable after h steps from a source, as well as the number of nodes that are visited after a finite period of time. Such a relationship is investigated with respect to three types of dynamics, namely: traditional random walks, self-avoiding random walks, and preferential random walks. We present the bounds of the relationship between the accessibility and τ , conjecture that the maximum accessibility implies minimal exploration time, and confirm the relationship between the accessibility values and the number of nodes visited after a basic time unit.

PACS numbers:

I. INTRODUCTION

A critical issue in the study of complex systems regards the interdependency between connectivity and dynamics [1–3]. For instance, given a specific network topology, it would be interesting to be able to predict how it would behave with respect to several types of dynamics. It has been shown, for example, that reaction-diffusion dynamics spreads more quickly in scale free complex networks [4] than uniformly random networks. Also, consensus dynamics tends to converge faster in small world topologies [5]. A possible way to address this problem is to obtain meaningful measurements of the network topology and then try to correlate them with important properties of the dynamics. This analysis can be performed at local or global level, which provide complementary characterization of the studied relationship between structure and dynamics.

Particularly important types of dynamics include communications, flow, and diffusion [6–9]. Several real-world complex systems are underlain by this type of dynamics, including accesses to WWW pages [10], disease spreading [11], power distribution collapse [12], underground and highways systems [13, 14]. Frequently, the activation of these systems starts at a specific node, or set of nodes – henceforth called sources, and unfolds into the remainder of the network in ways that are intrinsically dependent on the network topology [15]. More specifically, it would be desirable to quantify how effectively a given source can influence the overall network dynamics. By ‘effectively’ it is meant the time that is required for the activation intensity to reach specific levels at a given set of nodes, or the total activation at such a set after a given period of time. These concepts are closely related to the so-called coupon-collector problem [16, 17]. More

specifically, given a number of coupons (i.e. nodes), each with a respective probability of occurrence, how many attempts will be required, in the average, until all coupons are obtained? Alternatively, it is also important to identify how many nodes will be accessed after a given period of time. The current work addresses the latter problem through the concept of *accessibility* [18], which quantifies, for a given source node, the number of effectively accessible nodes at a given distance and with respect to a specific dynamics. In this sense, this measure complements the traditional hierarchical degree [19], providing valuable information about the network structure. Note that the accessibility takes into account not only the number of nodes at a given distance, but also the transition probabilities between the source and these nodes.

The potential of the accessibility has been confirmed with respect to many applications (Section II), including the definition and identification of the borders of complex networks [20]. However, some important aspects of this measurement remained to be formalized in a more comprehensive fashion. For instance, how is the accessibility related to the minimum average time required for accessing all reachable nodes? Or, in which sense does the accessibility quantify the number of effectively accessed nodes? To answer these important questions in a satisfying way constitutes the main objective of the present article, as this paves the way not only to more complete interpretations of the obtained results but also to different types of applications.

This work starts by revising the several applications of the accessibility already reported in the literature. Then, we define and illustrate the accessibility concept, following by establishing the relationship with the coupon collector problem and showing that the accessibility is related to the number of nodes effectively accessed after a period of time.

*Electronic address: ldfcosta@gmail.com; National Institute of Science and Technology for Complex Systems, Brazil.

II. APPLICATIONS

In the last years, several different applications have been performed by using the accessibility concept. For instance, it was shown [18] that, in geographical networks, nodes located close to the peripheral regions have lower values of accessibility. By extending this result to non-geographical networks, it was possible to define the border of complex networks as the set of nodes with accessibility smaller than a given threshold value [20, 21]. Moreover, recent investigations have showed that the position of nodes (inside or outside borders) drastically affects the activity of nodes [21, 22]. Another applications unveiled correlations between the accessibility and real-world properties of nodes. Particularly, in [23] the authors investigated the network obtained from the theorems in the Wikipedia. In such a network, each theorem is a node and two nodes are connected whenever a hyperlink is found between the theorems. The results suggested a strong negative correlation between the accessibility of nodes and the theorems date of proof, indicating that the older theorems have higher accessibility values, while newer theorems have lower accessibility values. Consequently, new theorems are located at the periphery of the network, defining the frontier of the mathematical knowledge. The accessibility has also been used to investigate the effects of underground systems on the transportation properties of large cities. It was showed that overall transportation can be enhanced by incorporating the underground networks [24]. These results were obtained for the London and Paris transportation networks.

III. THE EFFECTIVE NUMBER OF ACCESSIBLE NODES

Given a source node i , suppose it is possible to reach $N_i(h)$ different nodes by performing walks with length h departing from i . Then, we say that i has N_i neighbors at distance h . Each neighbor is reached with a different probability, which is represented by the vector $\mathbf{p}_i^{(h)} = \{p_1^{(h)}, p_2^{(h)}, \dots, p_{N_i(h)}^{(h)}\}$. Given this vector, we can write the accessibility of the node i at scale h , as:

$$\kappa_i(h) = \exp\left(-\sum_j p_j^{(h)} \log p_j^{(h)}\right). \quad (1)$$

Observe that the sum above runs only over the nodes j for which $p_j^{(h)} > 0$. It means that all $N_i(h)$ nodes have a finite probability to be visited. Accessibility values are in the range $[1, N_i(h)]$, the maximum being obtained for the homogeneous case, when all probabilities have the same value $1/N_i(h)$. This measurement, which is related to the heterogeneity of the vector \mathbf{p} , provides a generalization of the classical concept of hierarchical (or

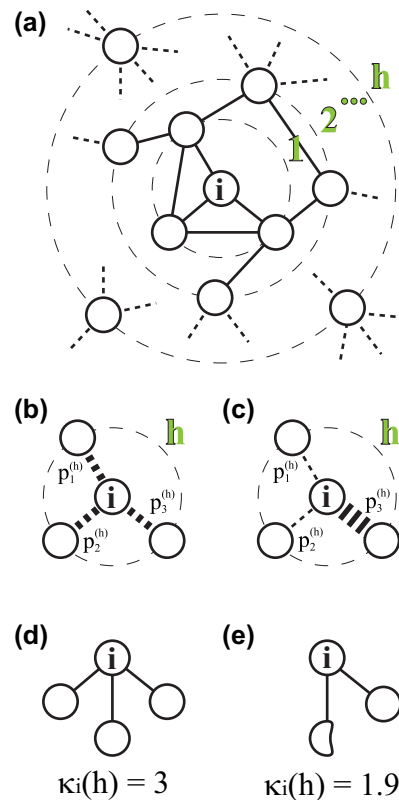


FIG. 1: (a) Hierarchical (or concentric) organization around the source node (node i). (b) Homogeneous case, where all neighbors are reached with the same probability. (c) Heterogeneous case, where one node has higher probability to be reached. Effective hierarchical degree for the (d) homogeneous and (e) heterogeneous case.

concentric) degree [19], as explained in Figure 1. The hierarchical degree of a source node i , at distance h is defined as $k_i(h) = N_i(h)$, i.e. it is the number of nodes which are at distance h from node i . It is important to note that the value of $k_i(h)$ does not take into account the chosen dynamics or respective edge weights in the case of weighted networks.

In Figure 1(a), we show the hierarchical levels around the source node i till the distance h . The network topology, as well as the type of random walk adopted, will define the transition probabilities, i.e. the components of the vector \mathbf{p} . In 1(b) and 1(c) we represent these probabilities by using different widths for the edges. Observe that in both cases, the source node is able to reach $N_i(h) = 3$ nodes. In the first case, all nodes have the same probability, while in the second case one of the nodes has higher probability than the others. It means that, in the first case, the source node communicates with its neighbors in a more uniform manner, which yields an effective hierarchical degree equal to 3, as showed in Figure 1(d). On the other hand, the communication between the source and its neighbors in the second case is biased to a given node, which decreases the effective hierarchical

degree to almost 1.9, as showed in Figure 1(e).

Another way to think about the communicability between a source node and its neighbors is by considering the coupon collector problem. The coupon collector's problem [16, 17] deals with the following question: in average, how many walks with length h departing from i are required in order to visit all neighbors nodes of i at distance h at least one time? We will call this quantity *exploration time* of the node i and denote it by $\tau_i(h)$, since we can consider the displacement velocity through the network constant. Then, the number of walks is proportional to the time needed to visit all $N_i(h)$ nodes. This problem can be mapped into a Poisson problem [25] with independent variables, which yields the expression 2.

$$\tau_i(h) = \int_0^\infty \left(1 - \prod_{j=1}^{N_i(h)} \left(1 - e^{-xp_j^{(h)}} \right) \right) dx \quad (2)$$

There is a conjecture [17, 26] that τ_i reaches its minimum value for the homogeneous case, where all neighboring nodes are reached with the same probability, i.e. $p_i^{(h)} = 1/N_i(h)$ for any i . In this case, the Equation 2 can be rewritten as:

$$\tau_i^{hom}(h) = N_i(h) \sum_{m=1}^{N_i(h)} \frac{1}{m}. \quad (3)$$

Therefore, by using the conjecture cited above, we can say that the accessibility is maximum when the exploration time is minimum. This characteristic is illustrated in Figure 2, which shows a scatter-plot between the accessibility, κ , and the exploration time, $\tau(h)$, for 10^5 randomly generated vectors \mathbf{p} with length $N = 6$. The black line corresponds to the bound value of accessibility as a function of $\tau(h)$. It is related to the case where one of the probabilities has value ϵ , and all the other probabilities have the same value (so that the sum of all these probabilities becomes equal to one). In order to obtain the bounding function (indexed B), one can use the parametrization ϵ in Equations 2 and 1. Then, we have:

$$\tau_B(\epsilon) = \frac{1}{\epsilon} - \sum_{k=1}^{N-1} (-1)^k \binom{N-1}{k} \frac{\epsilon}{kp(kp + \epsilon)} \quad (4)$$

and

$$\kappa_B(\epsilon) = \frac{1}{\epsilon^\epsilon p^{1-\epsilon}}, \quad (5)$$

where $p = (1 - \epsilon)/(N - 1)$. Observe that ϵ lies in the interval $[0, 1]$. When $\epsilon < 1/N$, the top part of the bounding is obtained. In this case, we have $\kappa_B \rightarrow N - 1$ and $\tau_B \rightarrow \infty$ for $\epsilon \rightarrow 0$. For $\epsilon > 1/N$, we have the

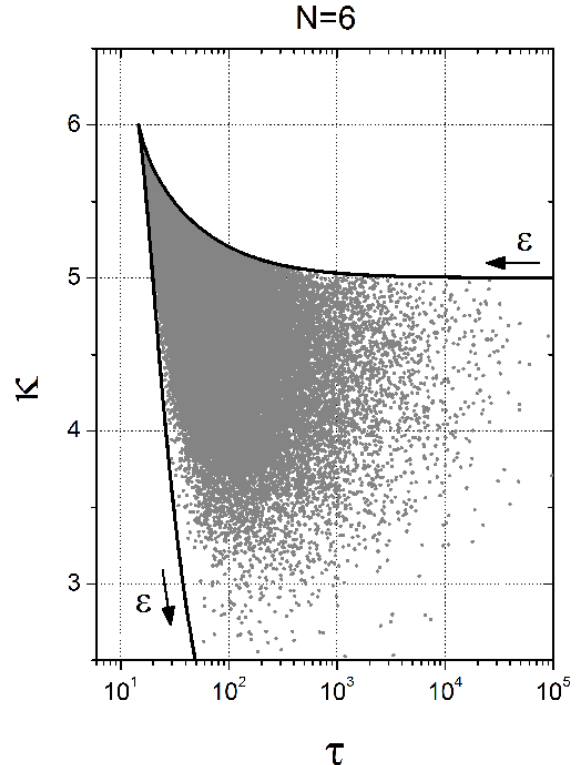


FIG. 2: Scatter-plot between the accessibility and the exploration time for 10^5 random vectors with length $N = 6$. The black line corresponds to the bounding function given by Equations 5 and 4 as a function of the parametrization ϵ .

bottom part of the bounding, for which the $\kappa_B \rightarrow 1$ and $\tau_B \rightarrow \infty$, when $\epsilon \rightarrow 1$. When $\epsilon = 1/N$, we reach the homogeneous case, where the accessibility is maximum and the exploration time is minimum.

Now, we proceed to a related problem in which we are interested to know how many nodes, in average, are visited during the time interval t , while performing a specific type of random walk. This quantity will be denoted by $\eta_i(t, h)$ and it provides information about how the network topology around the source node affects the communication with its neighbors. After a long time, we expect that the source node can be able to visit (communicate) all $N_i(h)$ neighbors, i.e. $\lim_{t \rightarrow \infty} \eta_i(t, h) \rightarrow N_i(h)$, independent on the vector $\mathbf{p}_i^{(h)}$. Therefore, we can consider that the value of $\eta_i(t, h)$ provides an estimate of the average number of visited nodes during a finite time. This is confirmed in Figure 3 for the US airlines network [28] and two random counterparts: *Erdős-Rényi model* and *Configuration model* [27]. In order to obtain the transition probabilities, we considered three different types of random walks: (i) traditional random walk (TRW), (ii) preferential random walk (PRW) and (iii) self-avoid ran-

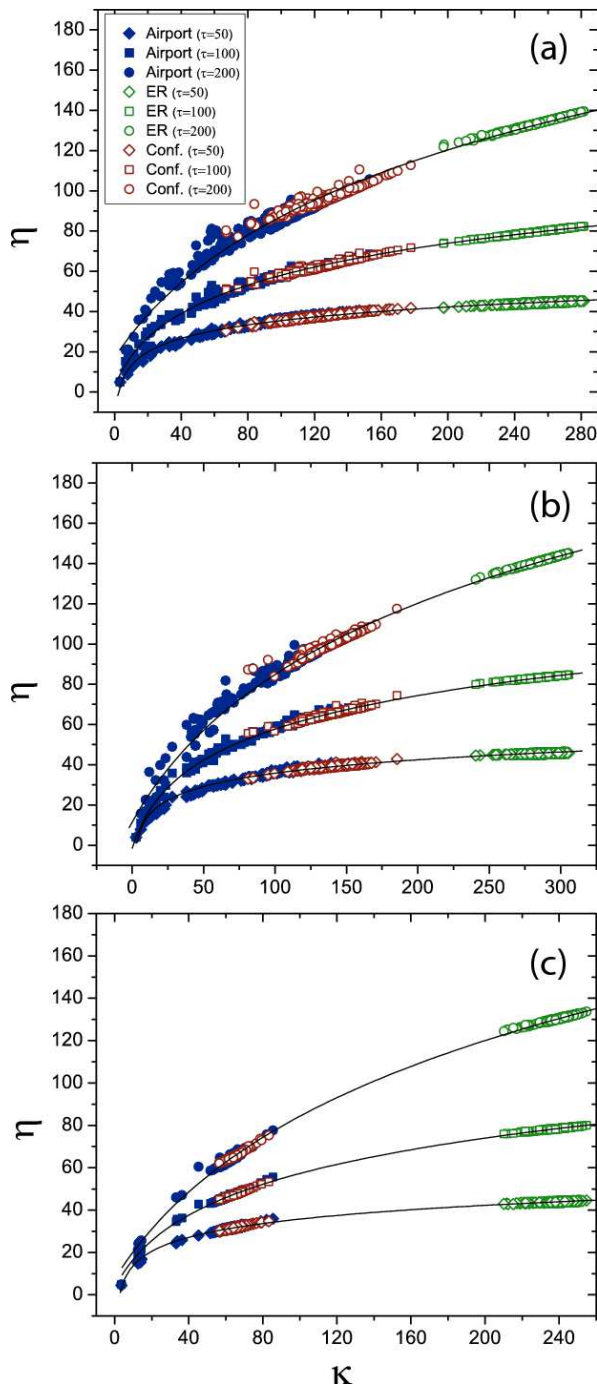


FIG. 3: Fraction of reached nodes $\eta_i(t, h)$ as a function of the node accessibility κ_i for (a) classical random walk, (b) self-avoid random walk and (c) preferential random walk. The results are illustrated for the US airlines network and two random counterparts: *Erdős-Rényi model* and *Configuration model* [27]. All of them have the same number of nodes ($N = 332$) and the same average degree ($\langle k \rangle = 12.81$).

dom walk (SARW). They were estimated for $h = \ell$, where $\ell = 3$ is the network diameter. The TRW and PRW dynamics were calculated via powers of the transition

matrix, while the SARW was estimated via agent-based simulation. This calculation was repeated 10^6 times for each source node. It should be noted that, in the case of SARW dynamics, if an agent cannot proceed further, it remains at the final node contributing to the probabilities for the next steps [18]. Then, the transition probabilities were used in the equation 1 to evaluate the accessibility of the node i . The values of $\eta_i(t, h)$ were obtained for each node i as follows: first we draw t neighbors of node i at distance $h = \ell$ according to the obtained probabilities $p_j(\ell)$. Then we count how many different nodes were drawn. The average over several realizations gives us an estimative of $\eta_i(t, h)$. The behavior of κ versus η is showed in Figure 3a, 3b and 3c for TRW, SARW and PRW respectively. The results have been found to be well-fitted by the functional form represented in Equation 6.

$$\eta = a + b \log(\kappa + c) \quad (6)$$

It is interesting to observe in Figure 3c that when the preferential rules were adopted, the fraction of reached nodes was strongly decreased in the US airline and its configuration model. This is a direct consequence of the degree heterogeneity of these networks. For preferential random walk, the walks are biased to pass through nodes with high connectivity, so that several possible paths are not used. Therefore, the effective number of reached nodes is smaller than in the cases where we considered self-avoid or traditional random walk. As we can see, this phenomena is not observed in ER networks, which have a more homogeneous degree distribution.

IV. CONCLUSIONS

In summary, we show how that the concept of accessibility can be understood as a generalization of the classical concept of degree, in the sense that the accessibility provides the effective number of nodes that communicate with the source node. In order to confirm this statement, we also showed that there is a strong correlation between the accessibility and the inverse coupon collector's problem, which deals with the number of visited nodes in a finite time. Moreover, our results suggest that the accessibility is related to the exploration time, in the sense that the latter reaches its minimum value when the accessibility is maximum. We also provided analytical bounds for this relation.

Future works will take into account activation originating from multiple nodes as well as how other dynamical properties can be predicted from the accessibility values.

Acknowledgments

Luciano da F. Costa is grateful to FAPESP (05/00587-5) and CNPq (301303/06-1 and 573583/2008-0) for the financial support. M. P. Viana is grateful to FAPESP

sponsorship (proc. 07/50882-9). J. L. B. Batista thanks CNPq (131309/2009-9) for sponsorship. The authors are also grateful to Yoshiharu Kohayakawa (IME-USP) for help regarding the coupon-collection problem.

-
- [1] S. N. Dorogovtsev and A. V. Goltsev. Critical phenomena in complex networks. *Rev. Mod. Phys.*, 80(4):1275–1335, 2008.
- [2] A. Barrat, M. Barthélemy, and A. Vespignani. *Dynamical Processes on Complex Networks*. Cambridge University Press, 2008.
- [3] S. Boccaletti, V. Latora, Y. Moreno, M. Chavez, and D. U. Hwang. Complex networks: structure and dynamics. *Physics Reports*, 424(4-5):175–308, 2006.
- [4] L. K. Gallos and P. Argyrakis. Absence of kinetic effects in reaction-diffusion processes in scale-free networks. *Phys. Rev. Lett.*, 92(13):138301, 2004.
- [5] R. Olfati-Saber, J. A. Fax, and R. M. Murray. Consensus and cooperation in networked multi-agent systems. *Proceedings of the IEEE*, 95(1):215–233, 2007.
- [6] P. Holme. Congestion and centrality in traffic flow on complex networks. *Advances in Complex Systems*, 6(2):163–176, 2003.
- [7] B. Tadic, G.J. Rodgers, and S. Thurner. Transport on complex networks: Flow, jamming and optimization. *Int. J. Bifurcation and Chaos*, 17(7):2363–2385, 2007.
- [8] R. Guimera, A. Arenas, A. Diaz-Guilera, and F. Giralt. Dynamical properties of model communication networks. *Phys. Rev. E*, 66(2), 2002.
- [9] B. Kozma B, M. B. Hastings, and G. Korniss. Diffusion processes on power-law small-world networks. *Phys. Rev. Lett.*, 95(1):018701, 2005.
- [10] Z. Dezsó, E. Almaas, A. Lukacs, B. Racz, I. Szakadat, and A. L. Barabasi. Dynamics of information access on the web. *Phys. Rev. E*, 73(6), 2006.
- [11] M. Kitsak, L. K. Gallos, S. Havlin, F. Liljeros, L. Muchnik, H. E. Stanley, and H. A. Makse. Identification of influential spreaders in complex networks. *Nature Physics*, 6(11):888–893, 2010.
- [12] J. O. H. Bakke, A. Hansen, and J. Kertész. Failures and avalanches in complex networks. *Europhys. Lett.*, 76(4):717–723, 2006.
- [13] P. R. V. Boas, F. A. Rodrigues, and L. da F. Costa. Modeling worldwide highway networks. *Physics Letters A*, 374(1):22–27, 2009.
- [14] D. O. Cajueiro. Optimal navigation for characterizing the role of the nodes in complex networks. *Physica A: Statistical Mechanics and its Applications*, 389(9):1945–1954, 2010.
- [15] L. da F. Costa. Avalanches of activation and spikes in neuronal complex networks. *arXiv:0802.0421*, 2008.
- [16] P. Frajolet, D. Gardi, and L. Thimonier. Birthday paradox, coupon collectors, caching algorithms and self-organizing search. *Discrete Applied Mathematics*, 39:207–229, 1992.
- [17] A. Boneh and M. Hofri. The coupon-collector problem revisited - a survey of engineering problems and computational methods. *Stochastic Models*, 13(1):39–66, 1997.
- [18] B. A. N. Travenolo and L. da F. Costa. Accessibility in complex networks. *Phys. Lett. A*, 373(1):89–95, 2008.
- [19] F. N. Silva and L. da F. Costa. Hierarchical characterization of complex networks. *Journal of Statistical Physics*, 125(4):841–872, 2006.
- [20] B. A. N. Travenolo, M. P. Viana, and L. da F. Costa. Border detection in complex networks. *New J. Phys.*, 11:063019, 2010.
- [21] M. P. Viana, B. A. N. Travenolo, E. Tanck, and L. da F. Costa. Characterizing topological and dynamical properties of complex networks without border effects. *Physica A: Statistical Mechanics and its Applications*, 389(8):1771–1778, 2010.
- [22] L. Antigueira and L. da F. Costa. Structure-dynamics interplay in directed complex networks with border effects. in: *Complenet 2010. Proceedings of the 2nd Workshop on Complex Networks.*, 2010.
- [23] F. N. Silva, B. A. N. Travenolo, M. P. Viana, and L. da F. Costa. Identifying the borders of mathematical knowledge. *J. Phys. A: Math. Theor*, 43(32), 2010.
- [24] L. da F. Costa, B. A. N. Travenolo, M. P. Viana, and E. Strano. On the efficiency of transportation systems in large cities. *Europhys. Lett.*, 91(1), 2010.
- [25] P. Berenbrink and T. Sauerwald. The weighted coupon collector’s problem and applications. In *Proceedings of the 15th Annual International Conference on Computing and Combinatorics, COCOON ’09*, pages 449–458. Springer-Verlag, 2009.
- [26] R. J. Caron, M. Hlynka, and J. F. McDonald. On the best-case performance of probabilistic methods for detecting necessary constraints. *Technical Report WMSR-88-02*, 1988.
- [27] M. Molloy and B. Reed. A critical point for random graphs with a given degree sequence. *Random Struct. Algorithms*, 6:161–179, 1995.
- [28] B. Vladimir and M. Andrej. Pajek datasets. <http://vlado.fmf.uni-lj.si/pub/networks/data/>, 2006.