

“Weak Quantum Chaos” and its resistor network modeling

Alexander Stotland¹, Louis M. Pecora² and Doron Cohen¹

¹*Department of Physics, Ben-Gurion University, Beer-Sheva 84105, Israel*

²*Code 6362, Naval Research Lab, Washington DC 20375, USA*

Weakly chaotic or weakly interacting systems have a wide regime where the common random matrix theory modeling does not apply. As an example we consider cold atoms in a nearly integrable optical billiard with displaceable wall (“piston”). The motion is completely chaotic but with small Lyapunov exponent. The Hamiltonian matrix does not look like one taken from a Gaussian ensemble, but rather it is very sparse and textured. This can be characterized by parameters s and g that reflect the percentage of large elements, and their connectivity, respectively. For g we use a resistor network calculation that has a direct relation to the semi-linear response characteristics of the system, hence leading to a novel prediction regarding the rate of heating of cold atoms in optical billiards with vibrating walls.

I. INTRODUCTION

So called “quantum chaos” is the study of quantized chaotic systems. Assuming that the classical dynamics is fully chaotic, as in the case of a billiard with convex walls (Fig. 1), one expects the Hamiltonian to be like a *random matrix* with elements that have a Gaussian distribution. This is of course a sloppy statement, since any Hamiltonian is diagonal in some basis. The more precise statement behind random matrix theory (RMT) is following [1–4]. Assume that \mathcal{H} generates chaotic dynamics, and consider an observable F that has some classical correlation function $C(t)$, with some correlation time t_R . Then the matrix representation F_{nm} in the basis of \mathcal{H} looks like a random banded matrix. The bandwidth is h/t_R . If t_R is small, such that the bandwidth is large compared with the energy window of interest, then the matrix looks like taken from a Gaussian ensemble.

We consider completely chaotic billiard [5, 6], with no mixed phase space, but we assume that they are only *weakly chaotic* [7–14]. This means that t_R is much larger than the ballistic time t_L . For a billiard of linear size L that has walls with radius of curvature R , as in Fig. 1, the Lyapunov time and the ballistic time are

$$t_R = R/v_E \quad [\text{Lyapunov time}] \quad (1)$$

$$t_L = L/v_E \quad [\text{Ballistic time}] \quad (2)$$

where $v_E = (2E/m)^{1/2}$ is the velocity of the particle. The quantization introduces an additional length scale into the problem, the de-Broglie wavelength

$$\lambda_E \equiv \frac{2\pi}{k_E} \equiv \frac{h_{\text{Planck}}}{mv_E} \quad (3)$$

Accordingly, the minimal model for the purpose of our study is featured by two *small* dimensionless parameters:

$$u = L/R = [\text{degree of deformation}] \quad (4)$$

$$h = \lambda_E/L = [\text{scaled Planck}] = 2\pi/(k_E L) \quad (5)$$

With the two classical time scales t_L and t_R one may associate two frequencies, while quantum mechanics add

an additional frequency that corresponds to the mean level spacing:

$$\Delta_L = 2\pi/t_L \quad (6)$$

$$\Delta_R = 2\pi/t_R = u \Delta_L \quad (7)$$

$$\Delta_0 \equiv 2\pi/t_H = (h/2\pi)^{d-1} \Delta_L \quad (8)$$

where $d=2$ is the dimensionality of the billiard. We would like to consider *weak quantum chaos* (WQC) circumstances that are characterized by the following separation of scales:

$$\Delta_0, \Delta_R \ll \Delta_L \quad [\text{WQC}] \quad (9)$$

These WQC circumstances are relevant to the analysis of any weakly chaotic system, and the interesting observation here is that in such circumstances the traditional RMT modeling does not apply.

Our interest is below is focused on analyzing the rate of heating in billiards with vibrating walls, which is related to studies of Nuclear friction [15–17], while our focus is on 2D optical billiards [18–22] whose geometrical shape can be engineered. We would like to highlight the implications of WQC. We shall see that the analysis of the heating has to go beyond the familiar framework of *linear response theory* (LRT). Schematically the Hamiltonian can be written as

$$\mathcal{H}_{\text{total}} = \mathcal{H} - f(t)F \quad (10)$$

$$= \mathcal{H}_0 + U - f(t)F \quad (11)$$

where \mathcal{H}_0 describes the undeformed rectangular box, and U describes the deformation of the fixed walls, and F is the perturbation due to the displacement $f(t)$ of the moving wall (piston). The geometry of the billiard is characterized by u , while h defines the energy window of interest. Given u and h we find the ordered eigenenergies E_n of the Hamiltonian \mathcal{H} , within the energy window of interest. This is done using the boundary element method [23]. A representative eigenstate is presented in Fig. 2 and in Fig. 3, and further information about the eigenenergies and the eigenstates is displayed in Fig. 4, Fig. 5, Fig. 6 and will be discussed later.

Once we have the eigenstates we can calculate the matrix elements F_{nm} of the perturbation F , within the energy window of interest. An image of a representative matrix is shown in Fig. 7. We observe that there is a wide range of energies within which the matrix F_{nm} looks very sparse, as expected from Refs.[27–30]. The distribution of its elements is definitely *not* Gaussian, as shown in Fig. 8. In fact we see that the statistics of $|F_{nm}|^2$ resembles log-normal distribution.

It is not only the bandprofile (Fig. 9) of the perturbation matrix, but also its statistical properties, its sparsity and its texture, that are important for the analysis of the energy absorption rate [14, 22]. This is implied by *semi-linear response theory* (SLRT) [24–26]. We can characterize the sparsity by parameters s and g_s that reflect the percentage of large elements, and their connectivity respectively. The parameter g_s (Fig. 10) is defined through a resistor network calculation (Fig. 11) which will be explained in Sec. (III). It has a direct relation to the semi-linear response characteristics of the system, which will be explained in Sec. (VIII). For a strictly uniform matrix $g_s = s = 1$, for a Gaussian matrix $s = 1/3$ and $g_s \sim 1$, while for sparse matrix $s, g_s \ll 1$.

Outline.— We introduce the model system of Fig. 1, and define the measures s and g_s that characterize the sparsity and the texture of the matrix F_{nm} . We analyze how the bandprofile features of F_{nm} depend on the degree of deformation (characterized by u) and on the energy (characterized by h). We explain the practical implications of the results with regard to the semi-linear response characteristics of the system. Finally we place the topic and the results of this work in a larger perspective of the existing literature.

II. THE MODEL, NUMERICS

The Hamiltonian of the system is

$$\mathcal{H}_{\text{total}} = \frac{\mathbf{p}^2}{2m} + W_{\text{box}}(x, y) + W_f(x - f(t)D_f(y)) \quad (12)$$

We write it formally as in Eq. (10), where \mathcal{H}_0 describes the undeformed rectangular box $L_x \times L_y$. The ballistic time is defined as $t_L = L_x/v_E$, which is the typical time for successive collisions with the piston. The term U in the Hamiltonian is due to a deformation $D_u(y)$ of the left static wall. The amplitude of this deformation is $D_0 \sim L_y^2/R$, while $u \equiv L_y/R$ is conveniently defined as the dimensionless deformation parameter. The driving term $-f(t)F$ is due to the deformation $f(t)D_f(y)$ of the right wall, leading to the identification

$$F = D_f(y)W'_f(x) \quad (13)$$

For parallel displacement of a “piston” we set $D_f(y)=1$. Note that $f(t)D_f$ unlike D_u is assumed to be small compared with the de-Broglie wavelength.

For a billiard system with “hard” walls the potential is zero inside the box, and become very large outside of the box. Accordingly it is assumed that $W_f(r) = 0$ for $r < 0$, with a steep rise as r becomes > 0 . Accordingly the penetration distance upon collision is much smaller compared with the linear dimension L of the box. Say that the force which is exerted on the particle by the piston is $W'_f(r) = F_0$ for $r > 0$ and zero otherwise, then it is assumed that $E/F_0 \ll L$, where E is the kinetic energy of the particle inside the box. Below we take the limit $F_0 \rightarrow \infty$.

Following [31–33] we discuss the definition and the calculation of the spectral function $\tilde{C}(\omega)$ that describes the fluctuations of F in the non-driven billiard system. We first discuss the classical and then turn to the quantum.

Classical.— In the classical context the Hamiltonian \mathcal{H} can be used to generate a trajectory (t_j, y_j, θ_j) , where j labels successive collisions with the piston at $(0, y_j)$ with incident angle θ_j . Consequently the associated $F(t)$ consists of impulses of height F_0 whose duration is $2mv_E \cos(\theta_j)/F_0$. In the hard wall limit one can write formally

$$F(t) = \sum_j 2mv_E \cos(\theta_j) D_f(y_j) \delta(t - t_j) \quad (14)$$

Assuming ergodic motion, the auto-correlation function of $F(t)$ can be calculated from the time dependence of a single trajectory that has some long duration t_∞

$$C(t) = \langle F(t)F(0) \rangle = \overline{F(t)F(0)} \quad (15)$$

The associated power spectrum is:

$$\tilde{C}_{\text{cl}}(\omega) \equiv \int_{-\infty}^{\infty} C(t) e^{i\omega t} dt = \frac{1}{t_\infty} |\tilde{F}(\omega)|^2 \quad (16)$$

$$= \frac{1}{t_\infty} \left| \sum_j 2mv_E \cos(\theta_j) D_f(y_j) e^{i\omega t_j} \right|^2 \quad (17)$$

If we regard the impulses as uncorrelated we get the result

$$\tilde{C}_{\text{cl}}(\omega) \rightarrow \left[\frac{8}{3\pi} \frac{m^2 v_E^3}{L_x} \right] \equiv C_\infty \quad (18)$$

which holds in the $\omega \rightarrow \infty$ limit. More details about this calculation and its refinement will be presented in Sec. (IV).

Quantum.— The unperturbed energy levels of the rectangular box are

$$E_n = E_{n_x n_y} = \frac{1}{2m} \left[\left(\frac{\pi n_x}{L_x} \right)^2 + \left(\frac{\pi n_y}{L_y} \right)^2 \right] \quad (19)$$

with the mean level spacing

$$\Delta_0 = \frac{2\pi}{m L_x L_y} \quad (20)$$

For a given deformation we diagonalize \mathcal{H} , and find the ordered eigenenergies E_n with $n = 1, 2, 3, \dots$, within an *energy window* of interest which is characterized by the dimensionless parameter h . This is done using the boundary element method [23]. Each eigenstates $\psi(x, y)$ is represented by a boundary function $\varphi(y) \equiv \psi'(0, y)$, where the normal derivative is with respect to x at the position $x=0$ of the piston. Consequently the matrix elements of F are

$$F_{nm} = -\frac{1}{2m} \int_0^{L_y} \varphi^{(n)}(y) \varphi^{(m)}(y) D_f(y) dy \quad (21)$$

Given F_{nm} one can calculate the quantum mechanical version of the spectral function

$$\tilde{C}_{\text{qm}}(\omega) = \sum_m |F_{nm}|^2 2\pi\delta(\omega - (E_m - E_n)) \quad (22)$$

where it is implicit that the delta functions have a finite smearing width related to the measurement time t_∞ , and an average over the reference state ($E_n \sim E$) is required to reflect the associated uncertainty in energy.

Correspondence.— For a chaotic system, if the correlation time is short, one expects quantum-to-classical correspondence (QCC) with regard to $\tilde{C}(\omega)$. It follows from Eq. (22) that this spectral function should reflect the bandprofile of the perturbation matrix [1–4]. Let us express this observation in a convenient way that allows a practical procedure for numerical verification. We calculate F_{nm} in an energy window of interest, and define the associated matrix

$$\mathbf{X} = \{|F_{nm}|^2\} \quad (23)$$

The bandprofile $\bar{C}_a(r)$ is defined by the average of the elements X_{nm} along the diagonals $n-m=r$. In the same way we also define a *median* based bandprofile $\bar{C}_s(r)$. Given that the mean level spacing Δ_0 is small compared with the energy range of interest, the correspondence between $\tilde{C}_{\text{qm}}(\omega)$ and $\bar{C}_{\text{cl}}(\omega)$ can be expressed as:

$$\bar{C}_a(n-m) \approx \left(\frac{2\pi}{\Delta_0}\right)^{-1} \bar{C}_{\text{cl}}(E_n - E_m) \quad (24)$$

In particular it follows from Eq. (18) that the unrestricted average value of the elements X_{nm} is

$$\langle\langle \mathbf{X} \rangle\rangle_\infty = \left(\frac{8}{3\pi}\right) \frac{mv_E^3}{L_y L_x^2} \quad (25)$$

In fact this result can be established without relying on QCC considerations via a sum rule that we discuss in Sec. (VI), and the same result is also obtained from the zero order evaluation of matrix as described in Sec. (V). Whenever applicable we re-scale the numerical results with respect to this reference value.

The applicability of the QCC relation Eq. (24), to the analysis of our billiard system is confirmed in Fig. 9, down to very small frequencies. We also see that

$$\bar{C}_s(r) \ll \bar{C}_a(r) \rightarrow \langle\langle \mathbf{X} \rangle\rangle_\infty \quad (26)$$

where the value on the right is obtained in the limit $r \rightarrow \infty$. The inequality $\bar{C}_s \ll \bar{C}_a$ means that the value of the typical matrix element is very small compared with the average value. We are therefore motivated to define notions of sparsity and texture in Sec. (III).

III. SPARSITY AND TEXTURE

For strongly chaotic systems the elements within the band have approximately a Gaussian distribution. But for WQC the matrix becomes *sparse* and *textured* as demonstrated in Fig. 7. These features go beyond the semiclassical analysis of the bandprofile. The sparsity is related to the size distribution of the in-band elements: Loosely speaking one may say that only a small fraction (s) of elements are large, while most of the elements are very small (for a precise definition of s see below). The texture refers to the non-random arrangement of the minority of large elements.

In the WQC regime the size distribution of the in-band elements becomes log-wide (approximately log-normal) as seen in Fig. 8. This is reflected by having $\bar{C}_s(r) \ll \bar{C}_a(r)$ as seen in Fig. 9. Accordingly, an optional measure for sparsity is the parameter q which is defined as the ratio of the median to the average.

The sparsity and the texture of F_{nm} are important for the analysis of the energy absorption rate as implied by SLRT. Accordingly it is physically motivated to characterize the sparsity by a resistor network measure g_s that reflects the connectivity of the elements, and hence has a direct relation to the semi-linear response characteristics of the system. The precise definitions of g_s is given below. For a strictly uniform matrix $g_s = s = 1$, for a Gaussian matrix $s = 1/3$ and $g_s \sim 1$, while for sparse matrix $s, g_s \ll 1$. The dependence of the sparsity on the energy and on the degree of deformation is demonstrated in Fig. 10, and is related to the mixing of the levels in Fig. 4.

Definition of s .— Define a matrix \mathbf{X} whose elements are $X_{nm} = |F_{nm}|^2$. Associate with it an untextured matrix \mathbf{X}^{utx} and a uniformized matrix \mathbf{X}^{unf} that have the same bandprofile $C(r)$. The former is obtained by performing random permutations of the elements along the diagonals, while the latter is obtained by replacing each of the elements of a given diagonal by their average. The participation number (PN) of a set $\{X_i\}$ is defined as $(\sum_i X_i)^2 / \sum_i X_i^2$, and reflects the number of the large elements. Here the index is $i = (n, m)$. The PN of $\{X_{nm}\}$ counts the number of large elements in the matrix. The PN of $\{X_{nm}^{\text{unf}}\}$ counts the number of the in-band elements. Accordingly, the ratio constitutes a measure for sparsity:

$$s = s[\mathbf{X}] \equiv \frac{\text{PN}[\mathbf{X}]}{\text{PN}[\mathbf{X}^{\text{unf}}]} \quad (27)$$

It should be clear that \mathbf{X} and \mathbf{X}^{utx} have the same s but only the former might have texture. So the next

question is how to define texture avoiding a subjective visual inspection.

Definition of g_s .— Complementary information about the sparsity of the matrix, that takes into account the texture as well, is provided by the resistor network measure g_s . Coming back to X_{nm} we can associate with it a matrix

$$G_{nm} = 2\delta_0(n-m) \frac{X_{nm}}{(n-m)^2} \quad (28)$$

where $\sum_r \delta_0(r) = 1$ is a weight function whose width should be quantum mechanically large (i.e. $\gg 1$) but semiclassically small (i.e. \lesssim the bandwidth). With such choice the G_{nm} are proportional to the Fermi-golden rule transition rates that would be induced by a low-frequency driving $-f(t)F$. Optionally we can regard these G_{nm} as representing connectors in a resistor network Fig. 11. The inverse resistivity of the strip can be calculated using standard procedure, as in electrical engineering, and the result we call $\langle\langle \mathbf{X} \rangle\rangle_s$. It is useful to notice that if all the elements of \mathbf{X} are identical then $\langle\langle \mathbf{X} \rangle\rangle_s$ equals the same number. More generally $\langle\langle \mathbf{X} \rangle\rangle_s$ is smaller than the conventional algebraic average $\langle\langle \mathbf{X} \rangle\rangle_a$ (calculated with the same weight function). Accordingly, the resistor network quantity $\langle\langle \mathbf{X} \rangle\rangle_s$ can be regarded as a smart average over the elements of \mathbf{X} , that takes their connectivity into account. Consequently, it is natural to define a physically motivated resistor-network measure for sparsity and texture:

$$g_s = g_s[\mathbf{X}] \equiv \frac{\langle\langle \mathbf{X} \rangle\rangle_s}{\langle\langle \mathbf{X} \rangle\rangle_a} \quad (29)$$

One can show that $\langle\langle \mathbf{X} \rangle\rangle_s$ is strictly bounded from below by the *harmonic* average. In practice the *geometric* average or the *median* provide better lower bounds. In the RMT context a realistic estimate for $\langle\langle \mathbf{X} \rangle\rangle_s$ can be obtained using a generalized variable-range-hopping procedure (see [26] for details).

Additional definitions.— If the elements X_{nm} have a well defined average $\langle\langle \mathbf{X} \rangle\rangle_\infty$ in the limit of infinite truncation, then it is convenient to define

$$g_c \equiv \frac{\langle\langle \mathbf{X} \rangle\rangle_a}{\langle\langle \mathbf{X} \rangle\rangle_\infty} \quad (30)$$

$$g \equiv \frac{\langle\langle \mathbf{X} \rangle\rangle_s}{\langle\langle \mathbf{X} \rangle\rangle_\infty} = g_s g_c \quad (31)$$

Later, in Sec. (VIII), we discuss the physical significance of g , and identify it as the dimensionless absorption coefficient. In particular g_c is identified as the dimensionless absorption coefficient in the classical calculation, which is determined by taking into account classical correlations. In the quantum case we have an additional suppression factor g_s due to the sparsity of the perturbation matrix.

IV. CLASSICAL ANALYSIS OF $\tilde{C}(\omega)$

Let us assume that we have a collision in angle θ with the flat piston. The force which is exerted on the particle during the collision is F_0 , such that the impact is

$$q_\theta = 2mv_E \cos(\theta) \quad (32)$$

Consequently, the force $F(t)$ looks like a train of spikes as in Eq. (14). Note that the duration of a collision is q_θ/F_0 . In the absence of deformation the time distance between the spikes is

$$\tau_\theta = \frac{2L_x}{v_E \cos \theta} \quad (33)$$

where θ is constant of the motion. For the following calculations it is useful to define the following averages:

$$C_\infty = \left\langle \left(\frac{q_\theta^2}{\tau_\theta} \right) \right\rangle_\theta = \frac{8}{3\pi} \frac{m^2 v_E^3}{L_x} \quad (34)$$

$$c_0 = \left\langle \left(\frac{q_\theta}{\tau_\theta} \right)^2 \right\rangle_\theta = \frac{3}{8} \frac{m^2 v_E^4}{L_x^2} \quad (35)$$

$$c_\infty = \left\langle \left(\frac{q_\theta}{\tau_\theta} \right) \right\rangle_\theta^2 = \frac{1}{4} \frac{m^2 v_E^4}{L_x^2} \quad (36)$$

$$\text{Var} \left[\frac{q}{\tau} \right] \equiv c_0 - c_\infty = \frac{1}{8} \frac{m^2 v_E^4}{L_x^2} \quad (37)$$

If we have a very small u the effect would be to ergodize θ with some rate γ_θ . After time t the number (#) of collisions is t/τ_θ and consequently the deviation of the perturbed trajectory is multiplied by $(1 + L/R)^\# \approx \exp((v_E t/R) \cos(\theta))$. Accordingly the instability exponent is

$$\gamma_\theta \approx \gamma_0 + \frac{v_E}{R} \cos(\theta) \quad (38)$$

For sake of generality we have added a background term γ_0 . This background term would arise if the upper or lower walls were deformed, or if the potential floor were not flat. A non zero γ_0 is unavoidable in a realistic system. As we shall see shortly the effect of the deformation is twofold. The primary effect is to ergodize θ , and the secondary effect is to modify the small ω spectral content of the fluctuations.

Power spectrum.— Let us define $F_\theta(t)$ as the temporal “signal” which is associated with a trajectory that starts at the piston with θ collision angle. This signal consists of delta spikes, the first one being $q_\theta \delta(t)$. The correlation function can be expressed as

$$\langle F(0)F(t) \rangle = \left\langle \frac{q_\theta}{\tau_\theta} F_\theta(t) \right\rangle_\theta \quad (39)$$

$$= \left\langle \frac{q_\theta^2}{\tau_\theta} \right\rangle_\theta \delta(t) + \text{correlations} \quad (40)$$

where the first term represents the self-correlation of the spikes. It is convenient to subtract from $\langle F(0)F(t) \rangle$ the

global offset $\langle F \rangle^2$, and to define the power spectrum as Fourier transform:

$$\tilde{C}(\omega) = \left\langle \frac{q_\theta}{\tau_\theta} \tilde{F}_\theta(\omega) \right\rangle_\theta - \left\langle \frac{q_\theta}{\tau_\theta} \right\rangle_\theta^2 2\pi\delta(\omega) \quad (41)$$

Infinite frequency limit.— The first obvious observation is that for large frequencies the power spectrum becomes flat and reaches a constant value that reflects the self-correlation peak:

$$C(\infty) = \left\langle \frac{q^2}{\tau} \right\rangle = \frac{8}{3\pi} \frac{m^2 v_E^3}{L_x} \equiv C_\infty \quad (42)$$

Zero deformation.— Let us consider the non-deformed integrable billiard. Then the bouncing trajectories consist of equal spikes and may have an arbitrary long periods τ_θ . The Fourier transform of $F_\theta(t) = \sum_j q_\theta \delta(t - t_j)$, is a reciprocal comb, namely

$$\tilde{F}_\theta(\omega) = q_\theta \sum_n \frac{2\pi}{\tau_\theta} \delta\left(\omega - \frac{2\pi}{\tau_\theta} n\right) \quad (43)$$

The power spectrum is obtained using Eq. (41). It consists of two components. The high frequency content is

$$\tilde{C}(\omega > 0) = \frac{4m^2 L_x^3}{\pi^5 v_E} \sum_{n > \frac{\omega L_x}{\pi v_E}} \frac{1}{n^5} \frac{\omega^4}{\sqrt{1 - \left(\frac{\omega L_x}{\pi v_E n}\right)^2}} \quad (44)$$

and the low frequency content is

$$\tilde{C}(\omega \sim 0) = 2\pi \text{Var}\left[\frac{q}{\tau}\right] \delta(\omega) = \frac{\pi}{4} \frac{m^2 v_E^4}{L_x^2} \delta(\omega) \quad (45)$$

Fig. 9 presents the numerical data for a slightly deformed billiard. Disregarding the zero frequency peak, the above provides a practical overall approximation.

Small deformation.— For small deformation the main effect is the broadening of the delta function in Eq. (45). Assuming a θ independent γ , the $\delta(\omega)$ is replaced by the Lorentzian $(1/\pi)\gamma/(\omega^2 + \gamma^2)$. Hence we get for small frequencies

$$\tilde{C}(\omega) \approx \frac{2}{\gamma} \text{Var}\left[\frac{q}{\tau}\right] \times \frac{1}{1 + (\omega/\gamma)^2} \quad (46)$$

We further illuminate this result using a time dependent and number variance approaches in App. (A). If $\gamma = \gamma_0$ is well defined there is a well defined limiting value as $\omega \rightarrow 0$. With the identification $\gamma \sim 1/t_R$ one should realize that the power spectrum at zero frequency is enhanced by factor t_R/t_L , hence

$$\tilde{C}(\omega=0) \approx \frac{1}{u} C_\infty \quad (47)$$

But if γ is given by Eq. (38) we have to perform an ergodic average over θ . This becomes interesting if γ_0 is very small or zero, as discussed in the next paragraph.

Bouncing effect.— It has been proven [5, 6] that in strictly hyperbolic billiards the time correlation function exhibits an exponential decay rate. But if there are bouncing trajectories, that do not collide with the deformed surfaces, and can be of arbitrarily long length, then a power law decay shows up as in the hard-sphere gas [7] and in the Stadium [8]. Our billiard, with γ as given by Eq. (38), can be regarded as a related variation on this theme. Assuming that γ_0 is very small, the trajectory has a very long bouncing period when $\theta \sim \pi/2$. Consequently the ergodic average over $1/\gamma$ generates a logarithm factor $\log(1/\gamma_0)$, or at finite frequency it becomes $\log(1/\omega)$. Let us be more precise in the $\gamma_0 = 0$ case. Averaging over the Lorentzian we get

$$\begin{aligned} \tilde{C}(\omega) &= \frac{m^2 v_E^3}{2L_x^2} \frac{R}{\sqrt{1 + \frac{\omega^2 R^2}{v_E^2}}} \text{arctanh} \left[\frac{1}{\sqrt{1 + \frac{\omega^2 R^2}{v_E^2}}} \right] \\ &= \frac{m^2 v_E^4}{4L_x^2} \frac{t_R}{\sqrt{1 + \omega^2 t_R^2}} \ln \left[1 + \frac{2 + 2\sqrt{1 + \omega^2 t_R^2}}{\omega^2 t_R^2} \right] \end{aligned} \quad (48)$$

For small ω the above expression can be further simplified:

$$\tilde{C}(\omega) \approx m^2 v_E^3 \frac{R}{2L_x^2} \ln \left[\frac{2}{\omega t_R} \right] \quad (49)$$

In the zero frequency limit, if γ_0 is finite the logarithmic factor is replaced by $\ln[2/(\gamma_0 t_R)]$. Consequently the result $g_c = 1/u$ which is implied by Eq. (47) is replaced by

$$g_c(\text{zero bandwidth limit}) = \ln \left[2 \frac{\Delta_R}{\gamma_0} \right] \frac{1}{u} \quad (50)$$

In the quantum case, that we discuss later, the finite level spacing provides an additional lower cutoff Δ_0 that “competes” with γ_0 as discussed in Sec. (VI).

V. PERTURBATION THEORY ANALYSIS

In this section we shall see what comes out for the matrix elements F_{nm} within the framework of quantum perturbation theory to leading order: zero order evaluation for the “large” elements, and first order perturbation theory (FOPT) for the “small” elements. In Sec. (VI) we shall try to reconcile the perturbation theory results with the classical results of Sec. (IV).

The small parameter in the perturbative treatment is u . The eigenstates $\mathbf{n} = (n_x, n_y)$ of the non-deformed billiard are

$$\psi^{(\mathbf{n})}(x, y) = \frac{2}{\sqrt{L_x L_y}} \sin\left(n_x \frac{\pi}{L_x} x\right) \sin\left(n_y \frac{\pi}{L_y} y\right) \quad (51)$$

The deformation profile is

$$D_u(y) = \sqrt{R^2 - (y - \varepsilon)^2} - \sqrt{R^2 - (L_y - \varepsilon)^2} \quad (52)$$

In the FOPT treatment the perturbation term in the Hamiltonian is calculated using an expression analogous to Eq. (21), with D_u replacing D_f along the left wall, leading to

$$U_{nm} = -\frac{\pi}{mL_x^3} (D_{n_y-m_y} - D_{n_y+m_y}) n_x m_x \quad (53)$$

where

$$D_\nu \equiv \frac{1}{L_y} \int_0^{L_y} D_u(y) \cos\left(\nu \frac{\pi}{L_y} y\right) dy \quad (54)$$

While in the numerical analysis we use exact calculation, here, for simplicity of presentation, we introduce a practical approximation:

$$|U_{nm}| \approx \left(\frac{D_0}{mL_x^3}\right) \frac{n_x m_x}{1 + |n_y - m_y|^\alpha} \quad (55)$$

where the exponent $\alpha=1$ reflects the discontinuity of $D_u(y)$ at $y=0$.

We can regard the deformation U as inducing scattering between the n_y modes of the rectangular “waveguide”. If the box is not deformed ($u=0$), which is like “no scattering”, then n_y is a good quantum number. Otherwise, for non-zero deformation, the levels are mixed. The FOPT overlap between perturbed and unperturbed states is

$$\langle m|n \rangle = \frac{U_{mn}}{E_n - E_m} \quad (56)$$

Note that by adiabatic continuation we assume in this expression an association of perturbed states n with unperturbed states $\mathbf{n} = (n_y, n_y)$. This association holds for those levels that are not mixed non-perturbatively. Later we discuss the coexistence of perturbative and non-perturbative mixing.

Zero order elements.— We turn to look at F_{nm} . For zero deformation it is block-diagonal with respect to n_y . Namely,

$$F_{nm} = -\delta_{n_y, m_y} \frac{\pi^2}{mL_x^3} n_x m_x \quad (57)$$

Most of the matrix elements are zero, while a small fraction are finite. Considering the elements within an energy shell E , setting $|n| \sim |m| \sim k_E L$, the size of the large elements is

$$|F_{nm}|_0 \sim \frac{1}{mL^3} (k_E L)^2 \quad (58)$$

In App. (B) we show that the fraction of elements that have this large value is

$$p_0 = \frac{2}{\pi k_E L_y} \quad (59)$$

Consequently the average value $\langle \langle |F_{nm}|^2 \rangle \rangle_\infty$ of the elements is $p_0 \times |F_{nm}|_0^2$. In the more careful calculation of App. (B) we show that

$$\langle \langle |F_{nm}|^2 \rangle \rangle_\infty = \frac{8}{3\pi} \frac{k_E^3}{m^2 L_x^2 L_y} \quad (60)$$

in consistency with the semiclassical relation Eq. (24).

FOPT elements.— For small u the large size matrix elements of F_{nm} are hardly affected by the mixing. But at the same time the deformation gives rise to in-band small size matrix elements, that would have been zero if u were zero. Within FOPT the perturbed state $|n\rangle$ is expressed as in the unperturbed basis as $|n\rangle + \sum_{n'} |n'\rangle \langle n'|n\rangle$. Consequently

$$F_{nm} \approx F_{nm}^{(0)} + \langle n|m \rangle F_{nn}^{(0)} + \langle m|n \rangle^* F_{mm}^{(0)} \quad (61)$$

$$= F_{nm}^{(0)} + \langle n|m \rangle (F_{nn}^{(0)} - F_{mm}^{(0)}) \quad (62)$$

Hence, the emerging small elements are

$$|F_{nm}| = \left| \frac{U_{nm}}{E_n - E_m} \right| |F_{nn}^{(0)} - F_{mm}^{(0)}| \quad (63)$$

$$\approx \frac{D_0}{mL^4} \frac{(n_x^2 - m_x^2) n_x m_x}{(|n|^2 - |m|^2) (1 + |n_y - m_y|^\alpha)} \quad (64)$$

where for simplicity we had assumed $L_x \sim L_y \sim L$ such that $E_n \approx \pi^2 |n|^2 / (2mL^2)$ with $|n| \equiv (n_x^2 + n_y^2)^{1/2}$.

Given an energy window around E , we would like to estimate the typical size of the elements F_{nm} that connect energy levels that have the separation $|E_n - E_m| = \omega$. Our interest is in small frequencies $\Delta_0 \ll \omega \ll \Delta_L$. Setting $||n| - |m|| \sim \omega / \Delta_L$, and $D_0 \approx L^2 / R$, and $|n_x - m_x| \sim |n_y - m_y| \sim |n| \sim |m| \sim k_E L$, we get for the majority of elements the estimate

$$|F_{nm}|_{\text{FOPT}} \sim \left(\frac{\Delta_R}{\omega}\right) \times \frac{1}{mL^3} (k_E L)^{3-\alpha} \quad (65)$$

This should be contrasted with the zero order value Eq. (58) of the large but rare elements: it is much smaller whenever the FOPT estimate applies.

VI. QUANTUM ANALYSIS OF $\tilde{C}(\omega)$

The QCC relation Eq. (24) implies that $\tilde{C}_{\text{qm}}(\omega)$ reflects the algebraic average over the elements of the matrix $\{|F_{nm}|^2\}$ along the diagonal $|E_n - E_m| \sim \omega$. Our numerics show that we can trust Eq. (24) up to the very small frequency Δ_0 . This statement is based on some assumptions that should be clarified.

First we would like to emphasize that both classically and quantum mechanically

$$\tilde{C}_{\text{qm}}(\omega \gg \Delta_L) \approx C_\infty \quad (66)$$

In the classical context this value merely reflects the self correlation of the spikes of which $F(t)$ consists, and hence

it is proportional to the ratio between the area (length) of the piston and the volume (area) of the box (billiard). In the quantum context it reflects the associated assumption that well separated eigenstates look like uncorrelated random waves, and hence $|F_{nm}|^2$ is determined by the same ratio as in the classical case. For more details see appendices of [31].

QCC condition.— As we go to smaller frequencies, correlations on larger time scales become important, and the validity of the QCC relation Eq. (24) becomes less obvious. Recall that due to the bouncing

$$\tilde{C}_{\text{cl}}(\omega \sim 0) \approx \frac{1}{u} C_\infty \quad (67)$$

Recall also that the matrix elements are strictly bounded from above. The maximal value is in fact given by Eq. (58) and accordingly

$$\tilde{C}_{\text{qm}}(\omega) < \frac{1}{h} C_\infty \quad (68)$$

This has an immediate implication: QCC cannot hold globally unless $h < u$. This requirement can be illuminated from an optional perspective. The zero frequency peak of $\tilde{C}_{\text{cl}}(\omega)$ has a width Δ_{R} . This peak cannot be resolved by $\tilde{C}_{\text{qm}}(\omega)$ unless $\Delta_{\text{R}} > \Delta_0$. Again we get the same necessary condition

$$h < u, \quad [\text{QCC requirement}] \quad (69)$$

Sum rule.— Extending the discussion with regard to Eq. (66), it is important to realize that the integral over $\tilde{C}_{\text{cl}}(\omega)$ equals $\text{Var}(F)$, and accordingly it does not depend on u , but only on the ratio between the area (length) of the piston and the volume (area) of the box (billiard). Note that the height of the zero frequency peak is proportional to $1/u$, while its width is proportional to u in consistency with this observation.

In complete analogy, in the quantum analysis the sum $\sum_m |F_{nm}|^2$ does not depend on u . If the diagonal elements can be neglected it follows that $\tilde{C}_{\text{qm}}(\omega)$ does not depend on u . But if $h > u$, the zero frequency peak cannot be resolved, and the deficiency can be attributed to the diagonal elements, in consistency with the FOPT analysis.

FOPT.— In the regime $u < h$ it is instructive to contrast the lower bound FOPT result which is implied by Eq. (65), with the SC result which is implied by Eq. (46)

$$\tilde{C}_{\text{qm-FOPT}}(\omega) \sim \left(\frac{1}{h}\right)^{3-2\alpha} \frac{\Delta_{\text{R}}^2}{\omega^2 + \Delta_0^2} C_\infty \quad (70)$$

$$\tilde{C}_{\text{qm-SC}}(\omega) \approx \frac{\Delta_{\text{L}} \Delta_{\text{R}}}{\omega^2 + \Delta_{\text{R}}^2} C_\infty \quad (71)$$

The lower cutoff Δ_0 in the FOPT expression has been entered by hand to indicate its existence. It is implicit here that the frequency range of interest is $\Delta_{\text{R}} \ll \omega \ll \Delta_{\text{L}}$.

In the worst case of having a deformation with discontinuity ($\alpha = 1$), the ratio between these two results, in the frequency range of interest, is as one could expect ($u/h \ll 1$). We shall discuss the relevance of the FOPT and semiclassical expressions below, and also in Sec. (VII).

Evaluation of g_c .— Coming back to the regime $h < u$, assuming that the QCC relation Eq. (24) can be trusted, we deduce that the unrestricted average value of the matrix elements at energy E is

$$\langle \langle |F_{nm}|^2 \rangle \rangle_\infty = \left(\frac{2\pi}{\Delta_0} \right)^{-1} C_\infty \quad (72)$$

Our interest is in the response characteristics of the system for low frequency driving, which we further discuss later in Sec. (VIII). We assume that the spectral content of the driving is characterized by a cutoff frequency $\Delta_{\text{R}} < \omega_c < \Delta_{\text{L}}$. Therefore we look on the band-averaged value:

$$\langle \langle |F_{nm}|^2 \rangle \rangle_a \equiv \left(\frac{2\pi}{\Delta_0} \right)^{-1} \frac{1}{\omega_c} \int_{\Delta_0}^{\omega_c} \tilde{C}_{\text{qm}}(\omega) d\omega \quad (73)$$

$$\equiv g_c \times \langle \langle |F_{nm}|^2 \rangle \rangle_\infty \quad (74)$$

If QCC holds, and Δ_0 is taken to be zero, then we should get the classical result: in accordance with the “sum rule” the expected enhancement factor would be $g_c \approx 1$ if $\omega_c \sim \Delta_{\text{L}}$, and $g_c \approx \Delta_{\text{L}}/\Delta_{\text{R}}$ if $\omega_c \sim \Delta_{\text{R}}$. But Δ_0 is finite, and we get

$$g_c[\text{qm}] \approx \left[1 - \frac{\Delta_0}{\Delta_{\text{R}}} \ln \left(2 \frac{\Delta_{\text{R}}}{\Delta_0} \right) \right] \times g_c[\text{cl}] \quad (75)$$

which is analogous to “weak localization corrections” to the mesoscopic conductance of closed rings [34].

Evaluation of g_s .— The typical value of the elements, unlike the average value, is dominated by the majority of small elements. In order to calculate g_s as defined in Eq. (29), we have to bridge between the FOPT and the semiclassical analysis. To do it in a mathematically rigorous way seems to be impossible. We therefore extend standard phenomenology and test it against numerical results. The basic idea is that FOPT cannot be trusted globally once levels are mixed non-perturbatively, but still it can be used in a restricted way. The analogy here is with Wigner’s Lorentzian whose *tails* are given correctly by FOPT, in spite of the non-perturbative mixing of levels. See discussion of this issue in [31].

It is natural to expect FOPT to hold as an estimate for the majority of *small* elements as long as it does not exceed the semiclassical estimate. If we take a band matching cutoff $\omega_c \sim \Delta_{\text{R}}$, and calculate the ratio of the “area” under Eq. (70) to the “area” under Eq. (71) we get:

$$g_s \approx \left(\frac{1}{h} \right)^{6-4\alpha} u^2 \quad (76)$$

Note that with $\alpha = 1$ it follows that $g_s \propto (u/h)^2$. In our numerics we fix ω_c as the first minimum of $C_a(\omega)$ implying $\omega_c \sim \Delta_L$, and consequently $g_c \sim 1$, and $g \sim g_s$. Our numerics fits well to $g \propto u^2/h$, indicating that the effective α is somewhat larger than unity.

At this point one should appreciate how the contradicting FOPT and semiclassical results reconcile. The former apply to the majority of elements while the latter apply to the algebraic average which is dominated by relatively rare elements. The WQC regime where this picture is valid is further discussed in Sec. (VII).

For completeness one should be aware that the *typical* value provides an underestimate for the resistor network calculation. A more careful RMT perspective [26] implies that in general the median based estimate should be corrected. Roughly the prescription is

$$g \mapsto \max \left\{ 1, g \exp \left[\sqrt{-\ln b \ln g} \right] \right\} \quad (77)$$

where $b = \omega_c/\Delta_0$ is the dimensionless bandwidth.

VII. THE WQC REGIME

Quantum mechanics introduces in the billiard problem an additional frequency scale Δ_0 that corresponds to the mean level spacing. We can associate with it the Heisenberg time $t_H = 2\pi/\Delta_0$. It is also possible to define the Ehrenfest time t_E which is required for the exponential instability to show up in the quantum dynamics. One can write

$$t_H = (1/h)^{d-1} t_L \quad (78)$$

$$t_E = [\log(1/h)] t_R \quad (79)$$

where $d=2$. The traditional condition for “quantum chaos” is $t_E \ll t_H$, but if we neglect the log factor it is simply $t_R \ll t_H$. This can be rewritten as $\Delta_R \gg \Delta_0$, which we call the frequency domain version of the quantum chaos condition. Optionally one may write a *parametric version* of the quantum chaos condition, namely $u \gg u_b$, where

$$u_b = h \quad [\text{de-Broglie deformation}] \quad (80)$$

Note that it is the same as the QCC requirement of Eq. (69). Namely, the frequency domain version of this condition implies that it should be possible to resolve the zero frequency peak of $\tilde{C}(\omega)$ as in Fig. 9, while the parametric version means that a de-Broglie wavelength deformation of the boundary is required to achieve “Quantum chaos”.

In practice we witness a WQC regime instead of hard chaos. We observe in the upper panel of Fig. 10 that g_s is significantly smaller than unity, even for very small values of h for which $u > u_b$ is definitely satisfied. For completeness we show in the lower plot additional data points in the regime $u < u_b$ where this breakdown of QCC is not a big surprise. We conclude that QCC for $u > u_b$

is restricted to $\tilde{C}(\omega)$, and does not imply *Hard* quantum chaos (HQC), but only WQC. In the WQC regime $\tilde{C}_s(r) \ll \tilde{C}_a(r)$ and consequently $g_s \ll 1$, indicating sparsity.

This emergence of the WQC regime can be explained by extrapolating FOPT considerations. If a wall of a billiard is deformed, the levels are mixed. FOPT is valid provided $|U_{nm}| < \Delta_0$. This condition determines a parametric scale u_c . If the unperturbed billiard were chaotic, the variation required for level mixing would be [35]

$$u_c \approx h/(k_E L)^{1/2} = h^{3/2} \quad [\text{not applicable}] \quad (81)$$

This expression assumes that the eigenstates look like random waves. In the Wigner regime ($u_c < u < u_b$) there is a Lorentzian mixing of the levels and accordingly

$$\# \text{ mixed levels} \approx (u/u_c)^2 \quad [\text{not applicable}] \quad (82)$$

But our unperturbed (rectangular) billiard is not chaotic, the unperturbed levels of the non-deformed billiards are not like random waves. Therefore, the mixing of the levels is *non-uniform*. Fig. 4 illustrates the mixing vs u .

By inspection of the $U_{n_x n_y, m_x m_y}$ matrix elements one observes that the dominant matrix elements that are responsible for the mixing are those with large n_x but small $|n_y - m_y|$. Accordingly, within the energy shell $E_{n_x n_y} \sim E$, the levels that are mixed first are those with maximal n_x , while those with minimal n_x are mixed last. The mixing threshold for the former is

$$u_c \approx h/(k_E L) = h^2 \quad (83)$$

while for the latter one finds $u_c^\infty \sim h^0$, which is much larger than $u_b = h^1$. In our numerics $g \approx u^2/h$, implying that the WQC-HQC crossover is at

$$u_s = h^{1/2} \quad (84)$$

and not at $u_b = h$. Accordingly, the WQC regime extends well beyond the traditional boundary of the Wigner regime, and in any case it is well beyond the FOPT border u_c .

WQC in broader perspective .— In a broader perspective the term WQC is possibly appropriate also to system with zero Lyapunov exponent ($t_R = \infty$), e.g. the triangular billiard [9], and pseudointegrable billiards [10], and to systems with a classical mixed phase space. But in the present study we wanted to consider a globally chaotic system, under semiclassical circumstances such that Δ_R is quantum mechanically resolved and QCC is naively expected. In this context there are of course other interesting aspects, such as bouncing related corrections to Weyl’s law [11], and non-universal spectral statistics issues (see below), while our interest was with regard to the semi-linear response characteristics of the system.

Spectral statistics in the WQC regime .— The spectral statistics in the WQC regime has been studied in [12] concerning nearly circular stadium billiard, and

in [13] concerning circular billiards with a rough boundary. The model that we analyze is not identical, but can be regarded as a variation on the same theme. In Fig. 5 we display some results for the level spacing statistics $P(S)$, where the statistics is over $S_n = (E_{n+1} - E_n)/\Delta_0$. It can be fitted to the cumulative Brody distribution

$$F(S) = 1 - e^{-bS^{q+1}}, \quad b = \left[\Gamma\left(\frac{q+2}{q+1}\right) \right]^{q+1} \quad (85)$$

which interpolates between the Poisson distribution ($q=0$) and with the Wigner surmise ($q=1$). This cumulative distributions can be transformed into linear functions $T(x) = \ln[-\ln(1 - F(e^x))]$ with respect to the variable $x = \ln(S)$, and the fitting to our data gives $q=0.38$.

Let us remind very briefly how the WQC border is determined in this context. It is convenient to describe the dynamics using a Poincare map, which relates the angle θ_τ of successive collisions ($\tau = 1, 2, 3, \dots$) with the piston. One observes that due to the accumulated effect of collisions with the deformed boundary, there is a slow diffusion of the angle with coefficient

$$D_\theta \sim u^2 \quad (86)$$

Accordingly the classical ergodic time is

$$\tau_u \sim 1/D_\theta \sim 1/u^2 \quad (87)$$

and the quantum brektime due to a dynamical localization effect is

$$\tau_h \sim D_\theta/h^2 \sim (u/h)^2 \quad (88)$$

The border of the WQC regime is defined by the condition $\tau_h < \tau_u$ leading to Eq. (84). However we would not like to over-emphasize this consistency because it is not a-priori clear that spectral-statistics and sparsity related characteristics always coincide.

Intensity statistics in the WQC regime .– WQC is also reflected in the intensity statistics of the wavefunctions. If we had HQC we would expect Porter-Thomas (Gaussian) statistics and random wave correlations. The wavefunctions that we find do not look like random waves. In Fig. 6 we show the statistics of the integrated intensity:

$$I_n = \frac{1}{2k_n^2} \int_0^{L_y} |\varphi^{(n)}(y)|^2 dy = -\frac{1}{2E_n} F_{nn} \quad (89)$$

Note that the total intensity, which is obtained by integrating along the whole boundary with proper weight, gives unity, corresponding to the normalization of the wavefunction.

VIII. THE HEATING RATE PROBLEM

In this section we would like to discuss the physical significance of g with regard to the response characteristics

of a cold atoms that are trapped in an optical billiard. We shall identify it as the dimensionless absorption coefficient, and we shall inquire the feasibility of witnessing the quantum g_s suppression factor which is related to the connectivity of the induced Fermi-Golden-Rule (FGR) transitions.

LRT.– In linear response theory one has to know the following information in order to calculate the rate of heating: **(i)** The temperature T of the preparation; **(ii)** The spectral fluctuations $\tilde{C}(\omega)$ of the system; **(iii)** The spectral content $\tilde{S}(\omega)$ of the driving; Let us elaborate on the latter. The RMS value of the vibrating wall velocity can be written as

$$\dot{f}[\text{RMS}] \sim \omega_c A \quad (90)$$

where A is the amplitude of the wall movement. The power spectrum of $f(t)$ has a spectral support ω_c . To be specific let us assume that

$$\tilde{S}(\omega) = \dot{f}^2 \frac{1}{2\omega_c} \exp\left(-\frac{|\omega|}{\omega_c}\right) \quad (91)$$

The wall vibrations induce diffusion in energy space. Within LRT the diffusion coefficient is given by the Kubo formula, which in the following version can be regarded as an Einstein fluctuation-dissipation relation:

$$D = \int_0^\infty \tilde{C}(\omega) \tilde{S}(\omega) d\omega \quad (92)$$

The rate of heating per particle for strongly chaotic dynamics, assuming that correlations between collisions can be neglected, is given by the *wall formula* [15–17]. Here we use the 2D version [31]:

$$\text{HeatingRate} = \frac{D}{T} = \frac{1}{2T} \left[\frac{8}{3\pi} \frac{m^2 v_E^3}{L_x} \right] \dot{f}^2 \quad (93)$$

Regarding the ballistic period as the time unit, and T as the energy unit, the dimensionless heating rate is

$$\frac{\text{HeatingRate}}{T\Delta_L} = \frac{8}{3\pi^2} \left(\frac{\omega_c}{\Delta_L} \right)^2 \left(\frac{A}{L} \right)^2 \quad (94)$$

In the quantum context the level spacing Δ_0 sets the natural units for both energy and time measurements. Accordingly we calculate the dimensionless quantity

$$\frac{D}{\Delta_0^3} = \frac{8}{3\pi^2} \left(\frac{\Delta_L}{\Delta_0} \right)^3 \left(\frac{\omega_c}{\Delta_0} \right)^2 \left(\frac{A}{L} \right)^2 \quad (95)$$

FGR.– The LRT formula Eq. (92) can be obtained from a classical derivation, say using a kinetics Boltzmann picture, that does not assume applicability of the FGR picture. The same formula is obtained from FGR but with reservations that we illuminate in the next paragraph. It is therefore important to figure out the border between the quantum FGR regime and the classical

Boltzmann regime. The strict FGR condition states that the near-neighbor transitions between levels should have a rate $w_0 < \omega_c$. Taking into account that the diffusion coefficient can be written as $D \approx b_c \times w_0 \times \Delta_0^2$, where $b_c = \omega_c / \Delta_0$, it follows that the strict FGR condition can be written as

$$\frac{D}{\Delta_0^3} < \left(\frac{\omega_c}{\Delta_0} \right)^{\text{power}} \quad (96)$$

with power = 2. But to witness FGR physics we can allow non-perturbative mixing on microscopic energy scales. The more careful analysis of [42] leads to the same condition but with power = 3.

SLRT.— It has been illuminated in a series of publications [24–26] that in the FGR regime one should refer in general to semilinear response theory. SLRT applies to circumstances in which the environmental relaxation is weak compared with the $f(t)$ -induced transitions. In such circumstances the connectivity of the transitions from level to level is important, and the diffusion coefficient is obtained via a resistor network calculation. Let us give a more precise quantitative description of this latter statement. The absorption coefficient G is defined via the relation

$$\text{HeatingRate} = G \dot{f}^2 \quad (97)$$

This is strictly analogous to Joule law: here the heating is due the vibration of the piston, while in the Joule-Drude problem it is due the oscillation of an electric field. The calculation of G can be done either within the framework of LRT using the Kubo formula (getting G_{LRT}), or within the framework of SLRT [24–26] using a resistor-network calculation (getting G_{SLRT}). The correlations between collisions lead in the LRT case to a result that one can write as

$$G_{\text{LRT}} = g_c G_0 \quad (98)$$

where the expression for G_0 is implied by Eq. (93), and g_c is defined as in Eq. (30). Similarly it is convenient to write the outcome of the SLRT analysis as follows:

$$G_{\text{SLRT}} = g_s G_{\text{LRT}} = g_s g_c G_0 = g G_0 \quad (99)$$

where g and g_s are defined as in Eq. (31) and Eq. (29). If QCC considerations apply, then $g_s \sim 1$ with small \hbar dependent corrections as in Eq. (75).

The results of SLRT differ from those of LRT if the perturbation matrix is either sparse or textured, which is the case if we have WQC circumstances. The LRT and SLRT numerical results for g_c and for g are displayed in Fig. 10.

IX. EXPERIMENTAL MANIFESTATION OF QUANTUM ANOMALY

With slight changes in notations which we find appropriate for the experimental context, we summarize again

the main parameters of the problem:

$$\omega_L = \text{ballistic frequency} \quad (100)$$

$$\omega_R = \text{Lyapunov ergodization rate} \quad (101)$$

$$\omega_c = \text{vibrations frequency span} \quad (102)$$

$$\omega_0 = \text{mean level spacing} \quad (103)$$

The length scales are the linear dimension L , the de-Broglie wavelength λ_E as determined by the temperature T , and the radius of curvature of the walls R . The associated dimensionless parameters are:

$$h = \lambda_E / L = \text{dimensionless Planck} \quad (104)$$

$$u = L / R = \text{deformation parameter} \quad (105)$$

$$b = u / h = \text{dimensionless bandwidth} \quad (106)$$

$$a = A / L = \text{scaled vibration amplitude} \quad (107)$$

Note that u determines the ratio ω_R / ω_L , while h determines the ratio ω_0 / ω_L , hence $b = \omega_R / \omega_0$. Our interest is in the non-trivial possibility $h < u \ll 1$, else ω_R cannot be resolved.

The system.— Following [18, 20, 21] we consider ^{85}Rb atoms ($m = 1.4 \times 10^{-25} \text{ kg}$), that are laser cooled to low temperature of $T \approx 0.1 \mu\text{K}$, such that the de-Broglie wavelength is $\lambda_E = 1 \mu\text{m}$. The atoms are trapped in an optical billiard whose blue-detuned light walls confine the atoms by repulsive optical dipole potential. The motion of the atoms is limited to the billiard plane by a strong perpendicular optical standing wave. Assuming that the linear size of the billiard is $L = 10 \mu\text{m}$, the dimensionless Planck is $h = 0.1$ leading to $\omega_L / \omega_0 = 30$. Note that

$$\omega_L = [2\pi] v_E / (2L) = 220 \text{ Hz} \quad (108)$$

$$\omega_0 = [2\pi] \hbar_{\text{plank}}^2 / (mL^2) = 7.5 \text{ Hz} \quad (109)$$

where the $[2\pi]$ should be omitted for Hz units. Assuming 10% deformation the dimensionless bandwidth can be tuned as $b \sim 10$.

By modulating the laser intensity, one of the billiard walls can be noisily vibrated. We assume that the driving is band-matched, i.e. $\omega_c \sim \omega_R$. These are roughly the same parameters as in our analysis, for which we expect $g_s \sim 0.1$.

The SLRT anomaly.— The common-wisdom expectation is that if QCC applies with regard to $\tilde{C}(\omega)$, then from Eq. (92) we should get for the absorption coefficient roughly the same result classically and quantum mechanically. SLRT challenges this expectation. It applies to circumstances in which the environmental relaxation is weak compared with the $f(t)$ -induced transitions. In such circumstances the connectivity of the transitions from level to level is important, and the LRT result should be multiplies by g_s .

In order to witness the SLRT anomaly, the driving amplitude A should be large enough so as to have a measurable heating effect, but small enough such that the FGR condition is not violated. Disregarding prefactors

of order unity it follows from Eq. (94) and Eq. (96) that the requirements are

$$a^2 > 10^{-3} \quad (110)$$

$$b^5 \times a^2 < b^3 \quad (111)$$

The first condition is based on the assumption that it is possible to hold the atoms for a duration of ~ 1000 bounces. Accordingly there is a range where both conditions are satisfied, and there the SLRT anomaly should be observed, provided environmental relaxation effects can be neglected.

It is worth noting that our theory for G is called SLRT because on the one hand $\tilde{S}(\omega) \mapsto c\tilde{S}(\omega)$ leads to $G \mapsto cG$, but on the other hand $\tilde{S}(\omega) \mapsto \tilde{S}_1(\omega) + \tilde{S}_2(\omega)$ does not lead to $G \mapsto G_1 + G_2$. This semi-linearity can be tested in an experiment in order to distinguish it from linear response.

X. BALLISTIC VERSUS DIFFUSIVE SCATTERING

The rate of heating due to low frequency driving is determined by the couplings $|F_{nm}|^2$ between nearby levels. Let us see how conflicting expectations with respect to its dependence on u reconcile by the analysis that we have introduced. For a small deformation FOPT implies that the couplings are $\propto u^2$, and hence

$$\text{HeatingRate} \propto u^2 \quad [\text{FOPT expectation}] \quad (112)$$

As u becomes larger the common expectation, based on Wigner theory, is to have Lorentzian mixing, leading to couplings $\propto 1/u^2$, and hence one expects

$$\text{HeatingRate} \propto 1/u^2 \quad [\text{Wigner expectation}] \quad (113)$$

In the formally equivalent problem of a conductance calculation this ‘‘Joule law’’ implies that the conductance is $G \propto 1/u^2$, where u represents the strength of the disordered potential. For the purpose of derivation, instead of using the FGR or Wigner picture, one can use the equivalent Drude picture, where the Born mean free path is $\ell \propto 1/u^2$. On the other hand QCC considerations, based on Eq. (24) and using Eq. (47), imply that the couplings should be $\propto 1/u$, and hence one expects

$$\text{HeatingRate} \propto 1/u \quad [\text{QCC expectation}] \quad (114)$$

We therefore encounter here 3 conflicting expectations for the dependence of the rate of heating on the deformation parameter. The analysis that we have presented resolves the conflict. Let us emphasize the main insights.

Ballistic scattering.— We have assumed a smooth deformation: the worst case was $\alpha = 1$, but more generally we might have softer deformations with $\alpha > 1$. Consequently the mixing is not uniform: there are levels that are not mixed even if the perturbation is strong enough

to mix some other levels. This leads to an interesting co-existence of Semiclassical theory and FOPT. Namely, we observe that the $\langle\langle |F_{nm}|^2 \rangle\rangle_a$ agrees with Semiclassics, while $\langle\langle |F_{nm}|^2 \rangle\rangle_s$ is given essentially by FOPT. The standard Wigner theory does not apply, and the rate of heating would be $\propto u^2$ or $\propto 1/u$ depending on whether LRT or SLRT applies: As the driving strength is increased we expect a crossover from LRT to SLRT.

Diffusive scattering.— If the deformation profile $D_u(y)$ is erratic on sub λ_E scale, then U is somewhat similar to the white disorder that has been analyzed in Ref.[26, 36]. Under such circumstances all the matrix elements of U_{nm} are *comparable*. Consequently one would observe Lorentzian mixing $\propto u^2$. Therefore $\tilde{C}(\omega)$ would have a Lorentzian peak of width $\propto u^2$, which differs from the semiclassical peak $\propto u$. Furthermore, taking into account that the area under the central peak of $C(r)$ remains the same irrespective of u , one deduces that

$$\langle\langle |F_{nm}|^2 \rangle\rangle_{a/s} \propto \frac{1}{u^2} \quad [\text{Wigner mixing}] \quad (115)$$

and hence very different from both the FOPT prediction $\propto u^2$, and from the semiclassical expectation $\propto u$. In other words - for diffusive scattering, unlike ballistic scattering, QCC does not apply. If U were like ‘‘white disorder’’ the quantum dynamics would be characterized by the Born mean free path, which is very different from the classical mean free path.

XI. SUMMARY

It is important to realize that we are studying in this work a driven chaotic system, and not a driven integrable system. Remarkable examples for driven integrable systems are the kicked rotator [37–40] and the vibrating elliptical billiard [41]. In the absence of driving such systems are integrable, while in the presence of driving a *mixed phase space* emerges. This is not what we call here *weak chaos*. Rather our focus is on completely chaotic systems that have a very small Lyapunov exponent compared with the ballistic scale.

Weakly chaotic systems do not fit the common RMT framework. The Hamiltonian matrix of such a driven system does not look like one that is taken from a Gaussian ensemble, but rather it is very sparse. One can characterize this sparsity by parameters s and g that reflect the percentage of large elements, and their connectivity, respectively. For g we have used a resistor network calculation that has direct relation to the semi-linear response characteristics of the system.

We have highlighted that weakly chaotic systems possess a distinct WQC regime, much wider than originally expected, where semiclassics and Wigner-type mixing co-exist. Then we discussed the implications of this observation with regard to the theory of response.

The heating of particles in a box with vibrating walls is a prototype problem for exploring the limitations of

linear response theory and the quantum-to-classical correspondence principle. In the experimental arena this topic arises in the theory of *nuclear friction* [15–17], and in the studies of cold atoms that are trapped in *optical billiards* [18–21]. Mathematically it is related to the analysis of mesoscopic conductance of ballistic rings [36]. In typical circumstances the classical analysis predicts an absorption coefficient that is determined by the Kubo formula [31, 43–50], leading to the “Wall formula” in the nuclear context, or to the analogous “Drude formula” in the mesoscopic context. The question arises [22, 24, 25, 31, 48–54] are there circumstance in which the quantum theory leads to a novel result that does not resemble the semiclassical prediction.

The low frequency driving that we assume is stochastic, rather than periodic. This looks to us realistic, reflecting the physics of cold atoms that are trapped in optical billiards with vibrating walls. It is also theoretically convenient, because we can use the Fermi-Golden-Rule picture. If one is interested in periodic driving of strictly isolated system, then there are additional important questions with regard to dynamical localization [37–40, 55], that can be handled e.g. within the framework of the Floquet theory approach.

We predict that the rate of heating of a weakly chaotic system in the WQC regime would exhibit an SLRT anomaly: An LRT to SLRT crossover is expected as the intensity of the driving is increased; the linearity with respect to the intensity of the source is maintained but with a different (smaller) coefficient; while the linearity with respect to the addition of independent sources is lost. This anomaly reflects that the absorption process in the mesoscopic regime might resemble a percolation process due to the sparsity of the perturbation matrix. In systems with diffusive scattering, that are in the focus of standard condense matter textbooks, such an effect could not arise.

Acknowledgements.— We thank Nir Davidson (Weizmann) for a crucial discussion regarding the experimental details. This research has been supported by the US-Israel Binational Science Foundation (BSF).

Appendix A: Intensity of fluctuations - optional derivations

In this appendix we clarify the low frequency behavior of $\tilde{C}(\omega)$ using two optional approaches. We assume that $\gamma \sim \gamma_0$ is roughly a constant, so there is a well defined correlation time

$$t_R = \frac{1}{\gamma} \quad (\text{A1})$$

Time domain approach.— Observed that

$$\int_{-0}^t F_\theta(t) = \begin{cases} q\theta, & t \ll t_L \\ (q\theta/\tau_\theta)t, & t_L \ll t \ll t_R \\ \langle q\theta/\tau_\theta \rangle t, & t \gg t_R \end{cases} \quad (\text{A2})$$

From Eq. (39) it follows that $\langle F(0)F(t) \rangle$ looks as follows: at $t = 0$ it contains a self-correlation delta peak; within $t \ll \gamma^{-1}$ it is the theta averaged comb of delta peaks due to bouncing; For $t \gg \gamma^{-1}$ it flattens and reflects the squared average value of F . Accordingly the short time average and the long time average values of $\langle F(0)F(t) \rangle$ are c_0 and c_∞ of Eq. (35) and Eq. (36). Consequently the “area” under the correlation function is

$$\tilde{C}(\omega=0) \approx (c_0 - c_\infty) \times 2t_R \quad (\text{A3})$$

in agreement with Eq. (47).

Number variance approach.— It is instructive to deduce $\tilde{C}(\omega = 0)$ using over-simplified derivation via the number variance approach, as in the analysis of spectral rigidity [56]. This over-simplified approach treats the spikes as having equal size (below $q = 1$). The variance in the number of collisions during the time t is given by the expression

$$\text{Var}(N(t)) = \frac{2}{\pi^2} \int_0^\infty \frac{\tilde{C}(\omega)}{\omega^2} \sin^2(\pi\omega t) d\omega \quad (\text{A4})$$

Consequently

$$\tilde{C}(\omega = 0) = \frac{\text{Var}(N(t))}{t} = \text{diffusion in counting} \quad (\text{A5})$$

Assuming that the step in this random walk process is of duration t_R , the diffusion coefficient is

$$\tilde{C}(\omega = 0) = \frac{1}{t_R} \text{Var} \left(\frac{t_R}{\tau} \right) = \frac{1}{\gamma} \text{Var} \left(\frac{1}{\tau} \right) \quad (\text{A6})$$

Which leads upon restoration of q to Eq. (47).

Appendix B: The F_{nm} matrix for zero deformation

Here we calculate the large scale sparsity p_0 , and the average value of $|F_{nm}|^2$, in the case of a rectangular box. It is tempting to identify p_0 as “ s ”, but in fact the latter is ill defined because it refers to the sparsity of the in-band elements, while for $u = 0$ the bandwidth Δ_R is zero.

We consider the matrix elements that reside inside an energy window of width δE . The levels (n_x, n_y) within this window belong to the energy shell $E < E_{n_x, n_y} < E + \delta E$. We define the “radius” of this shell as $k_E = (2mE)^{1/2}$. For a given n_y section the width of the shell is denoted as δn_x , and in wavenumber units it is given by the expression

$$\delta k_x = \delta \sqrt{k_E^2 - k_y^2} \approx \frac{k_E \delta k_E}{\sqrt{k_E^2 - k_y^2}} \quad (\text{B1})$$

The total number of levels within this window can be calculated in a complicated way as

$$\mathcal{N} = \int_0^{k_E} \delta n_x dn_y \quad (\text{B2})$$

$$= \frac{L_x L_y}{\pi^2} \int_0^{k_E} \frac{m \delta E}{\sqrt{k_E^2 - k_y^2}} dk_y = \frac{\delta E}{\Delta_0} \quad (\text{B3})$$

Similarly we can calculate the number of coupled levels, and hence the large scale sparsity:

$$\begin{aligned} p_0 &= \frac{1}{\mathcal{N}^2} \int_0^{k_E} \delta n_x^2 dn_y \\ &= \frac{4}{\pi L_y} \int_0^{k_E} \frac{1}{k_E^2 - k_y^2} dk_y = \frac{2}{\pi k_E L_y} \ln \left[\frac{2k_E}{dk} \right] \end{aligned} \quad (\text{B4})$$

The FOPT perturbed matrix is sparse and textured. Its non-zero elements are of size k_x^2/mL_x as implied by Eq. (57). The algebraic average of the elements is given

by

$$\begin{aligned} \langle \langle |F_{nm}|^2 \rangle \rangle_\infty &= \frac{1}{\mathcal{N}^2} \int_0^{k_E} \delta n_x^2 dn_y \left[\frac{k_x^2}{mL_x} \right]^2 \\ &= \frac{4}{\pi L_y} \int_0^{k_E} \frac{1}{k_E^2 - k_y^2} dk_y \left[\frac{k^2 - k_y^2}{mL_x} \right]^2 = \frac{8}{3\pi} \frac{k_E^3}{m^2 L_x^2 L_y} \end{aligned} \quad (\text{B5})$$

which is the same result Eq. (25) as in the semiclassical estimate.

-
- [1] M. Feingold, A. Peres, *Phys. Rev. A* **34** 591, (1986).
 - [2] M. Feingold, D. Leitner, M. Wilkinson, *Phys. Rev. Lett.* **66**, 986 (1991).
 - [3] M. Wilkinson, M. Feingold, D. Leitner, *J. Phys. A* **24**, 175-182 (1991).
 - [4] M. Feingold, A. Gioletta, F.M. Izrailev, L. Molinari, *Phys. Rev. Lett.* **70**, 29362939 (1993).
 - [5] L. A. Bunimovich, and Ya. G. Sinai, *Comm. Math. Phys.* **78**, 479-497, 1981
 - [6] L.-S. Young, *Ann. of Math.* **147**(3), 585-650, 1998
 - [7] B.J. Alder, T.E. Wainwright, *Phys. Rev. A* **1**, 18 (1970).
 - [8] F. Vivaldi, G. Casati, I. Guarneri, *Phys. Rev. Lett.* **51**, 727 (1983).
 - [9] G. Casati and T. Prosen, *Phys. Rev. Lett.* **85**, 4261 (2000) M. Degli Esposti, S. O'Keefe and B. Winn, *Non-linearity* **18**, 1073 (2005).
 - [10] E.B. Bogomolny, U. Gerland, C. Schmit, *Phys. Rev. E* **59**, R1315 (1999).
 - [11] A. Backer, R. Schubert, P. Stifter, *J. Phys. A* **30** 6783 (1997).
 - [12] F. Borgonovi, G. Casati and B. Li, *Phys. Rev. Lett.* **77**, 4744 (1996).
 - [13] K.M. Frahm and D.L. Shepelyansky, *Phys. Rev. Lett.* **78**, 1440 (1997).
 - [14] A. Stotland, L.M. Pecora and D. Cohen, *Europhys. Lett.* **92**, 20009 (2010).
 - [15] D.H.E. Gross, *Nucl. Phys. A* **240**, 472 (1975).
 - [16] J. Blocki, Y. Boneh, J.R. Nix, J. Randrup, M. Robel, A.J. Sierk, W.J. Swiatecki, *Ann. Phys.* **113**, 330 (1978).
 - [17] S.E. Koonin, R.L. Hatch, J. Randrup, *Nucl. Phys. A* **283**, 87 (1977).
 - [18] N. Friedman, A. Kaplan, D. Carasso, N. Davidson, *Phys. Rev. Lett.* **86**, 1518 (2001).
 - [19] A. Kaplan, M. Andersen, N. Friedman, N. Davidson, in *Chaotic Dynamics and Transport in Classical and Quantum Systems*, Editors: P. Collet, M. Courbage, S. Metens, A. Neishtast, G. Zaslavsky, NATO science series II, vol.182, p.239 (Springer 2004).
 - [20] A. Kaplan, N. Friedman, M. F. Andersen, and N. Davidson, *Phys. Rev. Lett.* **87**, 274101 (2001).
 - [21] M. Andersen, A. Kaplan, T. Grunzweig and N. Davidson, *Phys. Rev. Lett.* **97**, 104102 (2006).
 - [22] A. Stotland, D. Cohen, N. Davidson, *Europhys. Lett.* **86**, 10004 (2009).
 - [23] R. Ram-Mohan, *Finite Element and Boundary Element Applications in Quantum Mechanics* (Oxford University Press, Oxford, UK, 2002).
 - [24] D. Cohen, T. Kottos, H. Schanz, *J. Phys. A* **39**, 11755 (2006).
 - [25] M. Wilkinson, B. Mehlig, D. Cohen, *Europhys. Lett.* **75**, 709 (2006).
 - [26] A. Stotland, T. Kottos, D. Cohen, *Phys. Rev. B* **81**, 115464 (2010), and further references therein.
 - [27] E.J. Austin, M. Wilkinson, *Europhys. Lett.* **20**, 589 (1992).
 - [28] T. Prosen, M. Robnik, *J. Phys. A* **26**, 1105 (1993).
 - [29] Y. Alhassid, R.D. Levine, *Phys. Rev. Lett.* **57**, 2879 (1986).
 - [30] Y.V. Fyodorov, O.A. Chubykalo, F.M. Izrailev, G. Casati, *Phys. Rev. Lett.* **76**, 1603 (1996).
 - [31] D. Cohen, *Annals of Physics* **283**, 175 (2000).
 - [32] A. Barnett, D. Cohen, E.J. Heller, *Phys. Rev. Lett.* **85**, 1412 (2000);
 - [33] A. Barnett, D. Cohen, E.J. Heller, *J. Phys. A* **34**, 413 (2001).
 - [34] For a review see "(Almost) everything you always wanted to know about the conductance of mesoscopic systems" by A. Kamenev and Y. Gefen, *Int. J. Mod. Phys. B* **9**, 751 (1995).
 - [35] D. Cohen, A. Barnett, E.J. Heller, *Phys. Rev. E* **63**, 46207 (2001).
 - [36] A. Stotland, R. Budoyo, T. Peer, T. Kottos, D. Cohen, *J. Phys. A (FTC)* **41**, 262001 (2008).
 - [37] B.V. Chirikov, *Phys. Rep.* **52**, 263 (1979).
 - [38] S. Fishman, D.R. Grempel and R.E. Prange, *Phys. Rev. Lett.* **49**, 509 (1982).
 - [39] S. Fishman in "Quantum Chaos", *Proceedings of the International School of Physics "Enrico Fermi", Course CXIX*, Ed. G. Casati, I. Guarneri and U. Smilansky (North Holland 1991).
 - [40] M. Raizen in "New directions in quantum chaos", *Proceedings of the International School of Physics "Enrico Fermi", Course CXLIII*, Edited by G. Casati, I. Guarneri and U. Smilansky (IOS Press, Amsterdam 2000).
 - [41] F. Lenz, F.K. Diakonov, P. Schmelcher, *Phys. Rev. Lett.* **100**, 014103 (2008); *Europhys. Lett.* **79**, 2002 (2007).
 - [42] I. Sela, J. Aisenberg, T. Kottos and D. Cohen, *J. Phys. A (FTC)* **43**, 332001 (2010).
 - [43] E. Ott, *Phys. Rev. Lett.* **42**, 1628 (1979).
 - [44] R. Brown, E. Ott, C. Grebogi, *Phys. Rev. Lett.* **59**, 1173 (1987).
 - [45] R. Brown, E. Ott, C. Grebogi, *J. Stat. Phys.* **49**, 511 (1987).
 - [46] C. Jarzynski, *Phys. Rev. E* **48**, 4340 (1993).

- [47] C. Jarzynski, *Phys. Rev. Lett.* **74**, 2937 (1995).
- [48] M. Wilkinson, *J. Phys. A* **21**, 4021 (1988).
- [49] M. Wilkinson, E.J. Austin, *J. Phys. A* **28**, 2277 (1995).
- [50] J.M. Robbins, M.V. Berry, *J. Phys. A* **25** L961 (1992).
- [51] D. Cohen, *Phys. Rev. Lett.* **82**, 4951 (1999).
- [52] D. Cohen, T. Kottos, *Phys. Rev. Lett.* **85**, 4839 (2000).
- [53] D.M. Basko, M.A. Skvortsov, V.E. Kravtsov, *Phys. Rev. Lett.* **90**, 096801 (2003).
- [54] A. Silva, V.E. Kravtsov, *Phys. Rev. B* **76**, 165303 (2007).
- [55] T. Prosen, D.L. Shepelyansky, *Eur. Phys. J. B* **46**, 515 (2005).
- [56] M.V. Berry, *Nonlinearity* **1**, 399 (1988)

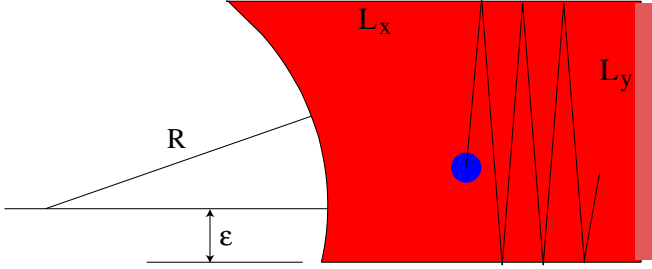


FIG. 1: Sketch of the billiard system of Eq. (10). The unperturbed billiard is a rectangle of size $L_x \times L_y$. The deformation U , due to the radius of curvature R of the left wall, is characterized by the parameter $u = L_y/R$. In order to break the mirror symmetry the center of the curved wall is shifted upwards a vertical distance ε . The time dependent perturbation is due to the displacement $f(t)$ of the right wall.

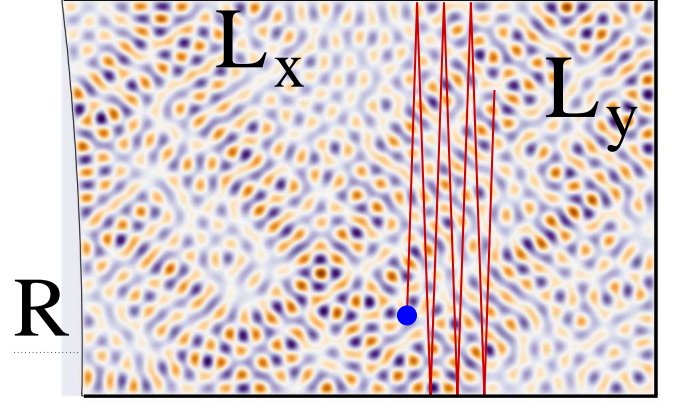


FIG. 2: An image of the eigenstate $E_n \simeq 13618$ for the billiard of Fig. 1 with $L_x=1.5$, and $L_y=1.0$, and $R=8$, and $\varepsilon = 0.1$. In the numerics the units are chosen such that $\hbar_{\text{Planck}}=1$ and the mass is $m=1/2$.

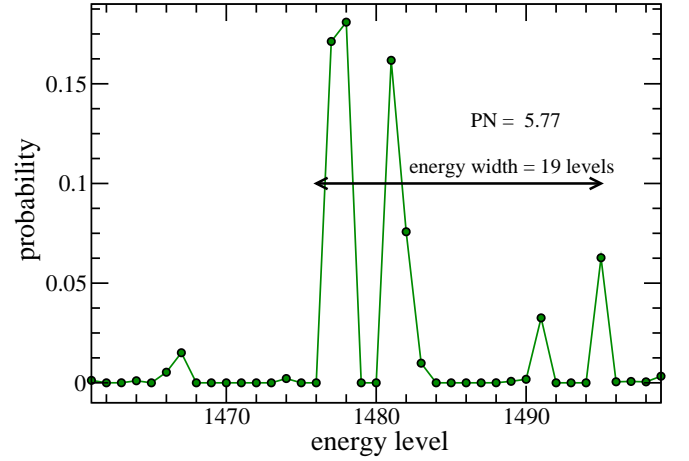


FIG. 3: Using a truncated matrix representation of the deformed billiard $\mathcal{H}_0 + U$ in the unperturbed basis $\mathbf{n} = (n_x, n_y)$ of the non-deformed rectangular billiard \mathcal{H}_0 , we find a representative eigenstate n_0 of the former and plot $|\langle E_{\mathbf{n}} | E_{n_0} \rangle|^2$ versus the running index \mathbf{n} of the ordered energies. The participation number (PN) of an eigenstate in this basis reflects how many energy levels were mixed due to the deformation u . Having $\text{PN} > 1$ indicates that our data is beyond the FOPT regime. For the displayed eigenstate $\text{PN} \approx 5.77$, while its energy width is 19 levels. The billiard parameters are $R = 8$ and $1/h \approx 27.15$.

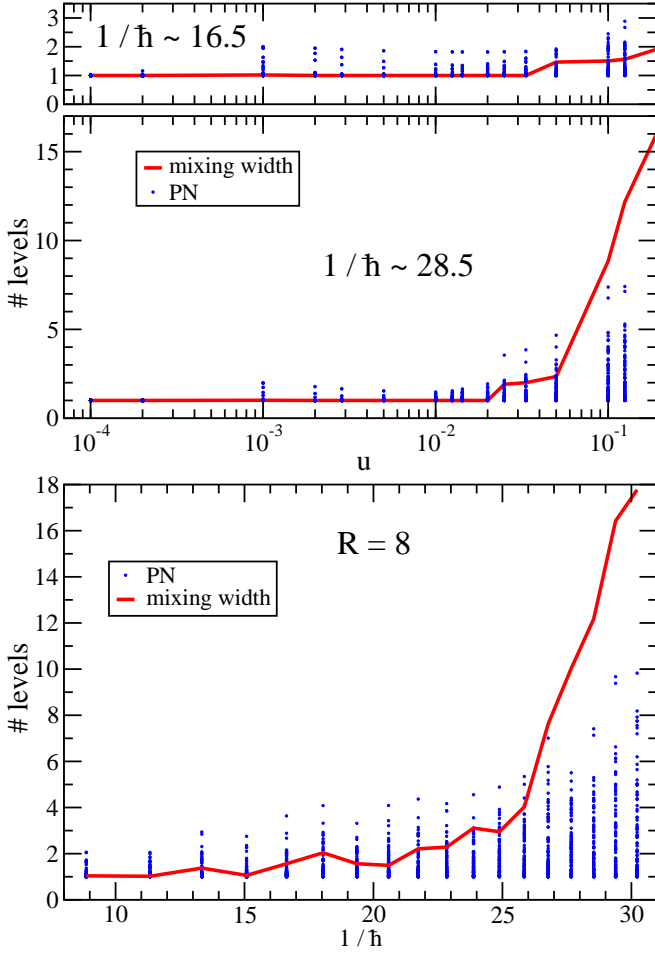


FIG. 4: The participation number (PN) of the eigenstates as a function of u (panel a) and h (panel b). The parameter h characterizes an energy window that contains ~ 100 eigenstates. The method of calculation is as explained in Fig. 3. The average energy width in units of mean level spacing is represented by red solid line. Having average width larger than the average PN is an indication for sparsity.

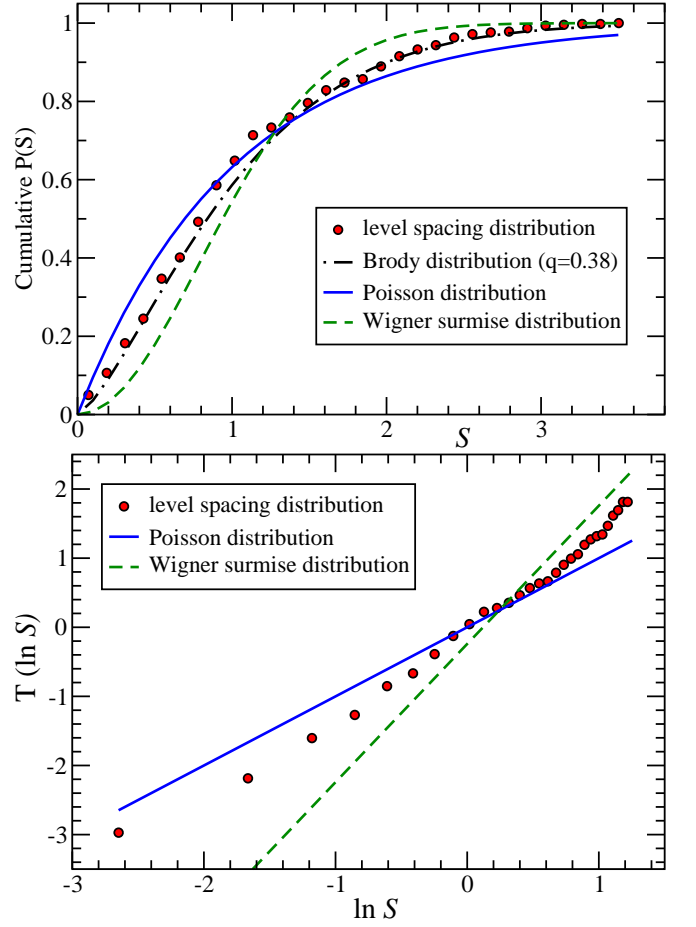


FIG. 5: (a) Cumulative histogram for the level spacing distribution $P(S)$ with fitting to Brody distribution ($q=0.38$), and contrasted with Poisson distribution ($q=0$) and the Wigner surmise ($q=1$). (b) The Brody parameter is determined via the slope of $T(x)$ as explained in the text.

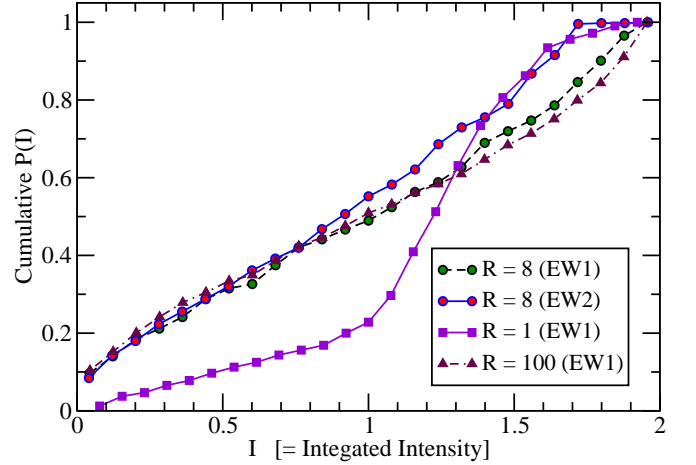


FIG. 6: Wavefunction intensity statistics: The cumulative distribution of the integrated intensity I_n of Eq. (89) is presented. As R becomes larger the distribution further deviates from Gaussian statistics. The statistics includes all the eigenfunctions in the energy windows $100 < E < 4000$ (EW1), and $10000 < E < 14000$ (EW2).




FIG. 7: Image of the perturbation matrix $\mathbf{X} = \{|F_{nm}|^2\}$ for the billiard of Fig. 2. within the energy window $3500 < E_n < 4000$. This matrix is *sparse*. More generally it might have some *texture*. The latter term applies if the arrangement of the large elements is characterized by some pattern.

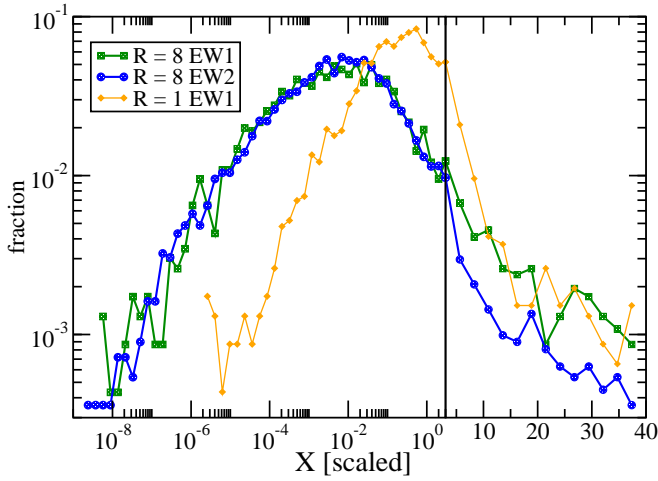


FIG. 8: Histogram of the values of the elements X_{nm} that reside in the central band of the matrix. The analysis is done for the billiard of Fig. 2 where $R = 8$. The statistics includes all the elements in the energy windows $100 < E < 4000$ (EW1), and $10000 < E < 14000$ (EW2). For sake of comparison we display results also for $R = 1$.

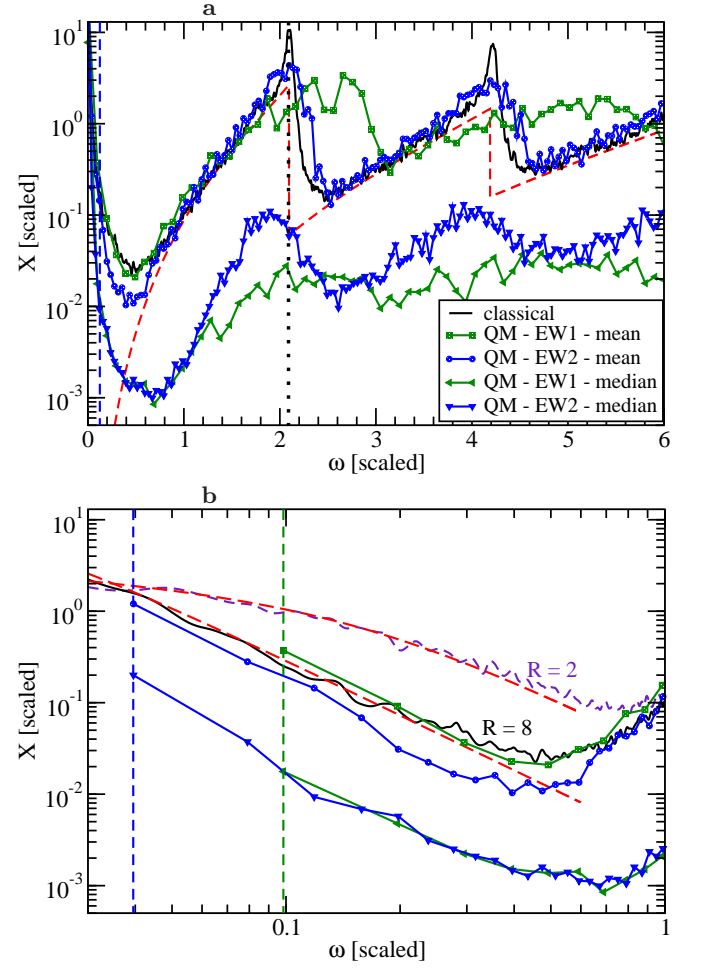


FIG. 9: The band profile of the perturbation matrix for the billiard of Fig. 2 where $R = 8$. (a) The algebraic average and median along the diagonals of the X_{nm} matrix versus $\omega \equiv (E_n - E_m)$. The vertical axis is normalized with respect to C_∞ , while the horizontal axis is ω/v_E . The classical power spectrum is presented to demonstrate the applicability of the semiclassical relation Eq. (24). The red line is the analytical expression that applies to zero deformation. The dotted vertical line is the frequency $1/t_L$ and the dashed one is $1/t_R$. (b) Zoom of the $\omega \ll 1/t_L$ region. For sake of comparison we display results also for $R = 2$. The vertical lines indicate the mean level spacing. The dashed red curves are based on Eq.(48).

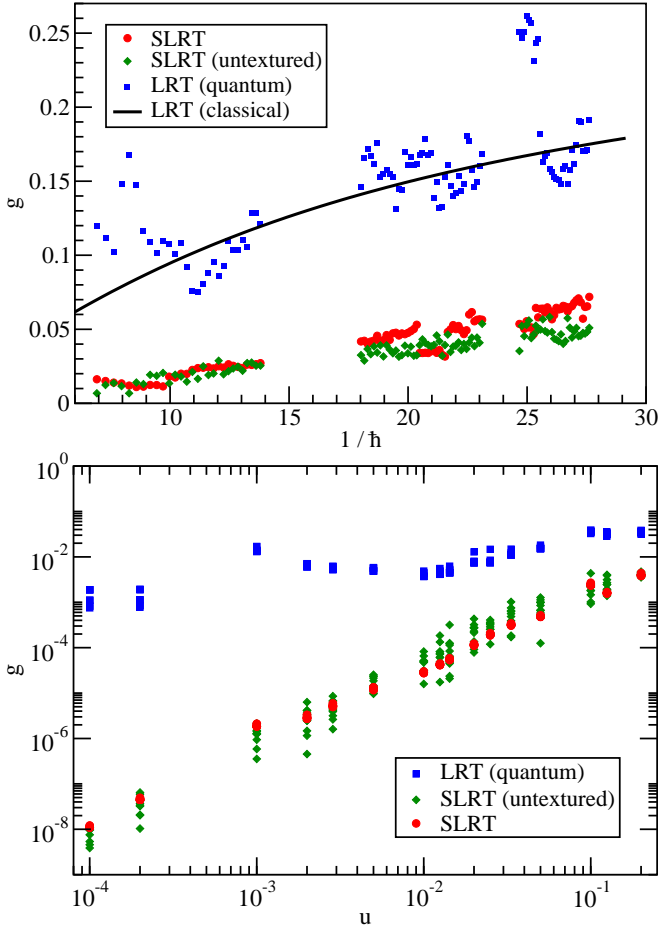


FIG. 10: **SLRT vs LRT.** The scaled absorption coefficient g_c (LRT) and $g = g_s g_c$ (SLRT) versus the dimensionless $1/h$ (upper panel), and versus the dimensionless deformation parameter $u = L/R$ (lower panel). Note that $g = 1$ is the prediction of the “Wall formula”, while the line is based on the *classical* analysis. In the upper panel the analysis has been done for the billiard of Fig. 1. The calculation of each point has been carried out on a 100×100 sub-matrix of \mathbf{X} centered around the h implied energy E . The “untextured” data points are calculated for an artificial random matrices with the same bandprofile and sparsity (but no texture). The complementary lower panel is oriented to show the small u dependence. The analysis is based on a truncated matrix representation of $\mathcal{H}_0 + U$, within an energy window that corresponds to $1/h \sim 9$. Due to the truncation there is some quantitative inaccuracy with regard to the larger g values.

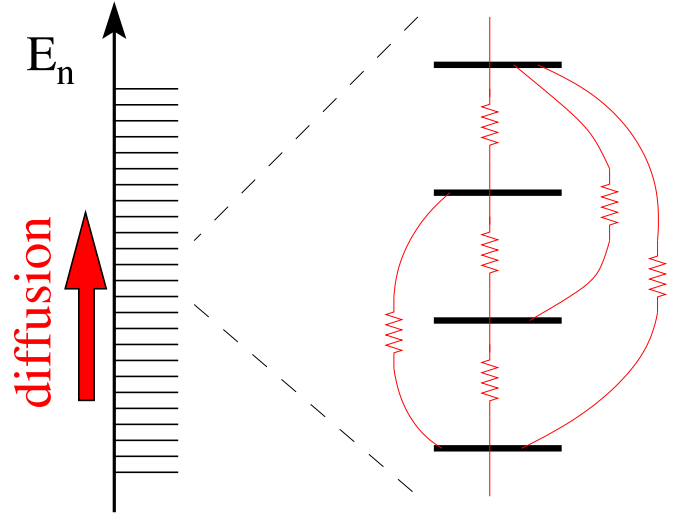


FIG. 11: The driving induces transitions between levels E_n of a closed system, leading to diffusion in energy space and, hence, an associated heating. The diffusion coefficient D_E can be calculated using a resistor network analogy. Connected sequences of transitions are essential in order to have a non-vanishing result, as in the theory of percolation.