

An Upper Bound for Signal Transmission Error Probability in Hyperbolic Spaces

Edson Agustini * Sueli I. R. Costa †

October 26, 2018

Abstract

We introduce and discuss the concept of Gaussian probability density function (pdf) for the n -dimensional hyperbolic space which has been proposed as an environment for coding and decoding signals. An upper bound for the error probability of signal transmission associated with the hyperbolic distance is established. The pdf and the upper bound were developed using Poincaré models for the hyperbolic spaces.

Keywords: Hyperbolic Probability Density Function; Hyperbolic Space; Geometrically Uniform Codes; Hyperbolic Metric; Upper Bounds for Error Probability.

1 Introduction

This paper is devoted to the introduction of a *probability density function (pdf)* in the n -dimensional hyperbolic space \mathbb{H}^n , [6]. The study was motivated by the diversity on sets of points in \mathbb{H}^n with interesting symmetry properties which can be used in Coding Theory but which find no analogies in the Euclidean space \mathbb{R}^n . More specifically, in the hyperbolic space there is a much greater possibility of uniform point allocations giving rise to regular tilings. Such sets of points admit labeling by groups of hyperbolic symmetries and are an extension of the well-known geometrically uniform codes, [12]. Concerning minimum distance there is also some advantage since a set of M equidistant points on a hyperbolic circle (hyperbolic M -PSK) are farther apart than their Euclidean counterpart. On the other hand, bounds for signal transmission error probability are usually harder to establish since there is no compactible global vectorial structure in \mathbb{H}^n .

In some cases it may be quite natural to consider the hyperbolic distance rather than the usual Euclidean distance. As shown in Section 3, the lognormal

*Faculdade de Matemática - Universidade Federal de Uberlândia - UFU - MG, Brazil, (agustini@ufu.br).

†Instituto de Matemática - Universidade Estadual de Campinas - UNICAMP - SP, Brazil, (sueli@ime.unicamp.br).

pdf, which models various situations, can be viewed as a (symmetric) Gaussian *pdf* when described in terms of the hyperbolic distance. On the other hand, hyperbolic Gaussian *pdf*'s in dimension n , $n \geq 2$, can be viewed as Euclidean *pdf*'s which are a combination of a lognormal *pdf* (in one direction) with a Gaussian *pdf* (in the orthogonal complement of this direction). Considering it in the hyperbolic environment has the advantage of homogeneity since we now have symmetry. The approach chosen for this paper was to establish the proper definition of a Gaussian *pdf* when the hyperbolic distance is considered and then deduce bounds for the associated error probability which are analogous to the ones associated to the usual (Euclidean) Gaussian *pdf*'s.

Parallel to the study of sets of points that can be used in coding systems, there is the question of determining the interference type (noise) affecting the transmission channel of a communication system. The hyperbolic structure may more appropriately model certain situations where the transmission of signals favors a specific direction in the space.

For signals transmitted in the Euclidean space \mathbb{R}^n , the main noise type usually considered is the one associated to a Gaussian *pdf* (Additive White Gaussian Noise - AWGN channel). The analogous *pdf* introduced here for modeling the hyperbolic noise is based on the equivalent properties of the Euclidean Gaussian *pdf*.

In [2] we built codes starting from constellations of points in the hyperbolic plane with some of those sets having equivalents in \mathbb{R}^n and others showing the peculiarities of hyperbolic geometry. However, to perform comparative performance analyses among hyperbolic constellations it is important to set bounds for error probability. The bounds we deduce here include those corresponding to Bhattacharyya bounds, [7], in the Euclidean case. The establishment of such bounds in the hyperbolic case in terms of the number and the distance of neighboring points from a given point constitutes the central result of this paper (Theorem 5.2). In [1] we have presented a summary of some results of this paper.

Related matters to the subject presented here include [15], which compare distances in signal constellations in the two-dimensional case (hyperbolic and Euclidean planes). The papers [13], [8] and [3] are about quantum codes on compact surfaces of genus $g \leq 2$, which are surfaces obtained of hyperbolic plane quotiented by Fuchsian Groups.

It is interesting to note a growing interest in approaching hyperbolic structures in recent papers like [5] on Brownian motions conditioned to harmonic functions in hyperbolic environment. It is also worthy to point out the natural way that the hyperbolic metric appears in statistical models as introduced by R. Rao, [4], since the distance between two Euclidean Gaussian *pdf*'s, when measured by the Fisher information metric, is hyperbolic, [10].

This paper is organized as follows. In Section 2 we introduce the Gaussian *pdf* and the Bhattacharyya upper bound in the Euclidean space \mathbb{R}^n (Proposition 2.3), using an approach for error probability bounds in transmission channels which allows similar development in the hyperbolic space \mathbb{H}^n . In Section 3 we introduce the concept the Gaussian *pdf* in the one-dimensional hyperbolic space

\mathbb{H} and show that it is equivalent to the lognormal *pdf*. Section 4 is devoted to the development of Gaussian *pdf* in the n -dimensional hyperbolic space \mathbb{H}^n , $n \geq 2$, and its peculiarities. In Section 5 we develop an upper bound for the error probability in transmission channels of \mathbb{H}^n (Theorem 5.2). Conclusions and perspectives are drawn in Section 6.

2 Error Probability in Gaussian Transmission Channels

One of the concerns in coding theory is to find means to determine or to limit the error probability associated with code words (points). For transmission channels for signals in \mathbb{R}^n with interferences of the type *AWGN*¹, an estimation of the error probability can be made through bounds, for example, the *Bhattacharyya bound*, [7]. This bound can be applied to discrete sets of signals (points) in \mathbb{R}^n , for any n .

Our aim in this section is recall concepts and notations on signal constellations and transmission error probability, to present the Proposition 2.3 and its corollaries which will be extended to the hyperbolic space in the next sections. Proposition 2.3 establishes an upper bound for the error probability associated to *equally likely to be transmitted signals (elts)* in the Euclidean space that has the Bhattacharyya bound as particular case.

We begin introducing the concepts of *geometrically uniform code* and *Voronoi (or Dirichlet) region*, for general metric spaces.

Definition 2.1 Let (\mathbb{M}, d) be a metric space, \mathcal{C} a set of points in \mathbb{M} . A set \mathcal{C} is said a geometrically uniform code if \mathcal{S} acts transitively in \mathcal{C} , that is, if for any two points p and q in \mathcal{C} , there exists an isometry (i.e. a map which preserves distance) φ in \mathcal{S} such that $\varphi(p) = q$.

Definition 2.2 Let \mathcal{C} be a set of points in a metric space (\mathbb{M}, d) and $p \in \mathcal{C}$. The set

$$V_p = \{r \in \mathbb{M} : d(p, r) \leq d(r, q), \forall q \in \mathcal{C}\}$$

is denoted Voronoi (or Dirichlet) region of p in \mathbb{M} .

We consider in this section a set \mathcal{S} of m elts in \mathbb{R}^n . The interference (noise) \mathbf{n} of the *AWGN* type acts in an additive way in \mathbb{R}^n , that is, when the signal \mathbf{s}_k is sent, we receive the signal

$$\mathbf{r}(\mathbf{s}_k) = \mathbf{s}_k + \mathbf{n}(\mathbf{s}_k)$$

where $\mathbf{n}(\mathbf{s}_k) \in \mathbb{R}^n$ is determined by a Gaussian *pdf* with mean $\mathbf{0}$ and variance σ^2 .⁽²⁾

¹Additive White Gaussian Noise - more common type of interference considered in \mathbb{R}^n .

²The random variable defined at the instant t , $\mathbf{n} \equiv \mathbf{n}(t)$, is a sample function of a Gaussian random process with mean $\mathbf{0}$ and variance σ^2 .

If $\mathbf{r}(\mathbf{s}_k)$ is a signal belonging to the Voronoi region V_k of the signal \mathbf{s}_k , it should be natural to choose \mathbf{s}_k as the correct decoding. Of course, if the interference $\mathbf{n}(\mathbf{s}_k)$ is such that the received signal, $\mathbf{r}(\mathbf{s}_k)$, is out of V_k , we have a decoding error, since \mathbf{s}_k won't be chosen. Hence, the correct decoding depends on the distance among the transmitted signals, which, in its turn, also depends on the amount of energy E available in the communication system.

The *Gaussian pdf* associated to \mathbf{s}_k in \mathbb{R}^n for *AWGN* channels is given by

$$g_{\mathbf{s}_k} : \mathbb{R}^n \longrightarrow \mathbb{R}^+ \\ \mathbf{x} \longmapsto \frac{1}{\sqrt{(2\pi\sigma^2)^n}} \exp\left(-\frac{|\mathbf{x} - \mathbf{s}_k|^2}{2\sigma^2}\right)$$

where $|\cdot|$ is the usual euclidean norm in \mathbb{R}^n , σ^2 is the variance and \mathbf{s}_k is the mean.

Therefore, the correct decoding probability is given by:

$$\mathcal{P}_c(\mathbf{s}_k) = \frac{1}{\sqrt{(2\pi\sigma^2)^n}} \int_{V_k} \exp\left(-\frac{|\mathbf{x} - \mathbf{s}_k|^2}{2\sigma^2}\right) dV_{\mathbb{R}^n},$$

where V_k is the Voronoi region of \mathbf{s}_k and $dV_{\mathbb{R}^n}$ is the Cartesian volume element in \mathbb{R}^n .

Since the error probability in decoding is:

$$\mathcal{P}_e(\mathbf{s}_k) = 1 - \mathcal{P}_c(\mathbf{s}_k),$$

and the m signals \mathbf{s}_k are *elts*, the mean error probability \mathcal{P}_e associated to \mathcal{S} is given by

$$\mathcal{P}_e = \frac{1}{m} \sum_{k=1}^m \frac{1}{\sqrt{(2\pi\sigma^2)^n}} \int_{\mathbb{R}^n - V_k} \exp\left(-\frac{|\mathbf{x} - \mathbf{s}_k|^2}{2\sigma^2}\right) dV_{\mathbb{R}^n}. \quad (1)$$

FIGURE 1 shows, in perspective, the central part of the graph of $g_{\mathbf{s}_8}$ in a set of 8 signals uniformly distributed on a circle (8-PSK³). The correct decoding probability $\mathcal{P}_c(\mathbf{s}_8)$ is the same for all transmitted signals \mathbf{s}_k and it is equal to the volume above de Voronoi region V_8 and below to the graphic of $g_{\mathbf{s}_8}$.

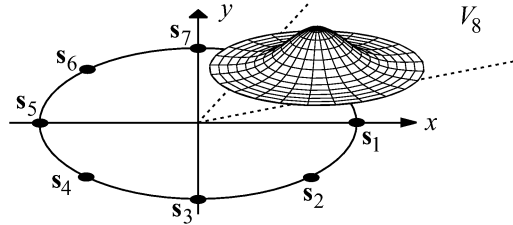


FIGURE 1: *Sketch of the graph of a Gaussian pdf associated to the signal \mathbf{s}_8 in 8-PSK.*

³Phase shift keying.

The next proposition gives an upper bound for (1). Before establishing it, however, it is helpful to introduce the usual notation for the error function and its complementary counterpart.

The *error function* is defined as:

$$\begin{aligned} \operatorname{erf} : \mathbb{R}_+ &\longrightarrow [0, 1] \\ x &\longmapsto \frac{2}{\sqrt{\pi}} \int_0^x e^{-t^2} dt \end{aligned}$$

and the *complementary error function* is defined as $\operatorname{erfc}(x) = 1 - \operatorname{erf}(x)$.

Proposition 2.3 [7] *Consider a communication system with a set of m signals in \mathbb{R}^n and a transmission channel affected by AWGN noise. If the m signals are elts, then the error probability \mathcal{P}_e associated to the communication system satisfies:*

$$\mathcal{P}_e \leq \frac{1}{m} \sum_{k=1}^m \sum_{j=1}^{v_k} \frac{1}{2} \operatorname{erfc} \left(\frac{|\mathbf{s}_k - \mathbf{s}_{k_j}|}{2\sqrt{2}\sigma^2} \right)$$

where \mathbf{s}_{k_j} , $j = 1, \dots, v_k$, are the points that determine the Voronoi region of \mathbf{s}_k .⁽⁴⁾

The corollary below is helpful when we can not determine which are the signals that influence the Voronoi region of a signal.

Corollary 2.4 *In the same conditions of the Proposition 2.3, we have:*

$$\mathcal{P}_e \leq \frac{1}{m} \sum_{k=1}^m \sum_{j \neq k} \frac{1}{2} \operatorname{erfc} \left(\frac{|\mathbf{s}_k - \mathbf{s}_j|}{2\sqrt{2}\sigma^2} \right).$$

The upper bound given by the next corollary is called *Bhattacharyya bound*.

Corollary 2.5 (Bhattacharyya Bound) *In the conditions of the Proposition 2.3, we have:*

$$\mathcal{P}_e < \frac{1}{m} \sum_{k=1}^m \sum_{j \neq k} \exp \left(-\frac{|\mathbf{s}_k - \mathbf{s}_j|^2}{8\sigma^2} \right).$$

Corollary 2.6 *In the hypothesis of the Proposition 2.3, with the additional condition of the set of signals being geometrically uniform, we have*

$$\mathcal{P}_e \leq \sum_{j=1}^{v_1} \frac{1}{2} \operatorname{erfc} \left(\frac{|\mathbf{s}_1 - \mathbf{s}_{1_j}|}{2\sqrt{2}\sigma^2} \right).$$

⁴The signals that “determine the Voronoi region” of \mathbf{s}_k are the “neighbors” of \mathbf{s}_k , that is, the signals \mathbf{s}_{k_j} such that the mean point of the segment $\overline{\mathbf{s}_k \mathbf{s}_{k_j}}$ is on an edge of the Voronoi region of \mathbf{s}_k .

3 Gaussian *pdf* in the One-dimensional Hyperbolic Space

The set of positive real numbers $\mathbb{H} = \mathbb{R}_+^*$ with the distance

$$d_{\mathbb{H}} : \mathbb{R}_+^* \times \mathbb{R}_+^* \longrightarrow \mathbb{R}_+ \\ (x, y) \longmapsto \left| \ln \frac{x}{y} \right|$$

is called the *hyperbolic line* or the *one-dimensional hyperbolic space* and we indicate it by \mathbb{H} .

If we consider the set of real numbers \mathbb{R} with the usual Euclidean distance, $d(x, y) = |x - y|$, we have that

$$T(x) = e^x$$

is an isometry between \mathbb{R} and \mathbb{H} with the distance defined above.

This means that all the inherent properties in \mathbb{R} that depend only on the usual metric can be transported to \mathbb{H} through the isometry T . In particular, continuous random variables densities in \mathbb{R} can be transported to \mathbb{H} , because they depend, exclusively, on metric properties. It is exactly this translation of densities from one context to the other that we consider below.

Let X be a continuous random variable in \mathbb{R} with Gaussian *pdf* of mean μ and variance σ^2 :

$$g_{\mathbb{R}}(x) = \frac{1}{\sqrt{2\pi\sigma^2}} \exp\left(-\frac{d^2(x, \mu)}{2\sigma^2}\right).$$

We have, naturally,

$$\int_{-\infty}^{+\infty} g_{\mathbb{R}}(x) dx = 1.$$

To find the *pdf* $g_{\mathbb{H}}$, in \mathbb{H} , which corresponds to the Gaussian *pdf* $g_{\mathbb{R}}$ we use the differentiable isometry T and deduce the hyperbolic arc length element:

$$d_{\mathbb{H}}x = \left| \frac{dT^{-1}}{dx}(x) \right| dx = \frac{1}{x} dx,$$

and then:

$$g_{\mathbb{H}}(x) = \frac{1}{\sqrt{2\pi\sigma^2}} \exp\left(-\frac{d_{\mathbb{H}}^2(x, e^{\mu})}{2\sigma^2}\right),$$

for the one univariate hyperbolic Gaussian *pdf*, which satisfies:

$$\int_0^{+\infty} g_{\mathbb{H}}(x) d_{\mathbb{H}}x = \int_0^{+\infty} \frac{g_{\mathbb{H}}(x)}{x} dx = \int_{-\infty}^{+\infty} g_{\mathbb{R}}(x) dx = 1.$$

We remark that the hyperbolic Gaussian *pdf*, $g_{\mathbb{H}}$, when described in Euclidean terms, is given by $p(x) = \frac{g_{\mathbb{H}}(x)}{x}$, that is, the usual lognormal *pdf*.

We define the *symmetrical mean* of $g_{\mathbb{H}}$ by $\mu_{\mathbb{H}} = e^{\mu}$, where μ is the mean of the Gaussian *pdf* in \mathbb{R} and the *variance* of $g_{\mathbb{H}}$ by:

$$\sigma_{\mathbb{H}}^2 = \int_{\mathbb{H}} d_{\mathbb{H}}^2(x, \mu_{\mathbb{H}}) g_{\mathbb{H}}(x) d_{\mathbb{H}}x = \int_{\mathbb{H}} \left(\ln \frac{x}{\mu_{\mathbb{H}}} \right)^2 g_{\mathbb{H}}(x) d_{\mathbb{H}}x,$$

in analogy with the Euclidean Gaussian variance. And hence, for the hyperbolic *pdf* $g_{\mathbb{H}}$ with mean $\mu_{\mathbb{H}} = e^{\mu}$ defined above, a straightforward calculation shows that $\sigma_{\mathbb{H}}^2 = \sigma^2$. Besides, we get the same results that hold for the Gaussian *pdf* in \mathbb{R} :

- $\mu_{\mathbb{H}}$ is the symmetrical point of the division of the graph of $g_{\mathbb{H}}$ concerning hyperbolic distances. (i.e. $g_{\mathbb{H}}$ assume the same values at points at the same hyperbolic distance on the left and on the right of $\mu_{\mathbb{H}}$):

$$\int_0^{\mu_{\mathbb{H}}} g_{\mathbb{H}}(x) d_{\mathbb{H}}x = \int_{\mu_{\mathbb{H}}}^{+\infty} g_{\mathbb{H}}(x) d_{\mathbb{H}}x = \frac{1}{2}$$

and

$$\int_0^{e^{\mu-z}} g_{\mathbb{H}}(x) d_{\mathbb{H}}x = \int_{e^{\mu+z}}^{+\infty} g_{\mathbb{H}}(x) d_{\mathbb{H}}x, \quad \forall z \in \mathbb{R}.$$

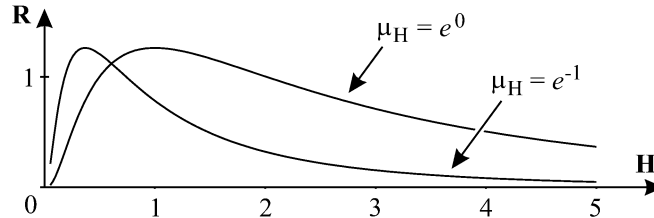
- The maximum value of the *pdf* occurs at the mean and we also have:

$$\int_{\mu_{\mathbb{H}}e^{-\sigma}}^{\mu_{\mathbb{H}}} g_{\mathbb{H}}(x) d_{\mathbb{H}}x = \int_{\mu_{\mathbb{H}}}^{\mu_{\mathbb{H}}e^{\sigma}} g_{\mathbb{H}}(x) d_{\mathbb{H}}x = \frac{1}{2} \operatorname{erf} \left(\frac{1}{2} \sqrt{2} \right) = \int_{\mu_{\mathbb{H}}e^{-\sigma}}^{\mu_{\mathbb{H}}e^{\sigma}} g_{\mathbb{R}}(x) dx,$$

what will imply that *independent* of the value of $\sigma_{\mathbb{H}}$, we have approximately 68, 27% of the distribution $g_{\mathbb{H}}$ between the points $\mu_{\mathbb{H}}e^{-\sigma}$ and $\mu_{\mathbb{H}}e^{\sigma}$, which are (hyperbolic) equidistant from $\mu_{\mathbb{H}}$.

As we have pointed out, the hyperbolic Gaussian *pdf*, when described in Euclidean terms, is precisely the lognormal *pdf*. So, under the hyperbolic view, a lognormal *pdf* have symmetry with respect to equal (hyperbolic) distances from the mean.

Figure 2 shows the *Euclidean graphs*⁵ of the two Gaussian *pdf*'s $g_{\mathbb{H}}$ of variance $\sigma^2 = 0, 1$; one with mean $\mu_{\mathbb{H}} = e^0 = 1$ and another with mean $\mu_{\mathbb{H}} = e^{-1}$.



⁵We understand by the *Euclidean graph* of a *pdf* g with domain in \mathbb{H}^n or \mathbb{B}^n as being the set of points $(\mathbf{x}, g(\mathbf{x}))$ of the space \mathbb{R}^{n+1} such that \mathbf{x} is in domain of g .

FIGURE 2: *Euclidean graphs of the hyperbolic Gaussian densities of variance $\sigma^2 = 0, 1$ in \mathbb{H} .*

In the study of one-dimensional hyperbolic Gaussian *pdf* done here there is nothing really new: it is just the lognormal *pdf* that can be viewed as symmetric in terms of the hyperbolic distance. But the discussion presented here paves the way for considering *pdf* in dimensions greater or equal to two. Since in those dimensions there is no isometry between Euclidean and hyperbolic spaces we have no equivalence whatsoever and the hyperbolic *pdf* must then be dealt strictly in hyperbolic terms.

4 Gaussian *pdf* in Hyperbolic Spaces of Dimension Greater or Equal than Two

We consider here the two Poincaré's Euclidean models for hyperbolic n -dimensional geometry ($n \geq 2$):

$$\mathbb{M}_H^n = \{ \mathbf{x} = (x_1, \dots, x_n) : x_i \in \mathbb{R}, x_n > 0 \},$$

called upper half-space model, and:

$$\mathbb{M}_B^n = \{ \mathbf{x} = (x_1, \dots, x_n) : x_i \in \mathbb{R}, x_1^2 + \dots + x_n^2 < 1 \},$$

called unitary ball model, associated with the Riemannian metrics:

$$ds_H = \frac{\sqrt{dx_1^2 + \dots + dx_n^2}}{x_n} \text{ and } ds_B = \frac{2\sqrt{dx_1^2 + \dots + dx_n^2}}{1 - (x_1^2 + \dots + x_n^2)},$$

respectively.

The distance between two points in those models [6] will be then given by:

$$d_{\mathbb{M}_H^n}(\mathbf{x}, \mathbf{y}) = \ln \frac{|\mathbf{x} - \bar{\mathbf{y}}| + |\mathbf{x} - \mathbf{y}|}{|\mathbf{x} - \bar{\mathbf{y}}| - |\mathbf{x} - \mathbf{y}|}$$

and

$$d_{\mathbb{M}_B^n}(\mathbf{x}, \mathbf{y}) = \ln \frac{\sqrt{(1 - |\mathbf{x}|^2)(1 - |\mathbf{y}|^2)} + |\mathbf{x} - \mathbf{y}|^2 + |\mathbf{x} - \mathbf{y}|}{\sqrt{(1 - |\mathbf{x}|^2)(1 - |\mathbf{y}|^2)} + |\mathbf{x} - \mathbf{y}|^2 - |\mathbf{x} - \mathbf{y}|}.$$

In two dimensional hyperbolic space, $n = 2$, we can simplify the last expression:

$$d_{\mathbb{M}_B^2}(\mathbf{x}, \mathbf{y}) = \ln \frac{|1 - \mathbf{x}\bar{\mathbf{y}}| + |\mathbf{x} - \mathbf{y}|}{|1 - \mathbf{x}\bar{\mathbf{y}}| - |\mathbf{x} - \mathbf{y}|},$$

where $\bar{\mathbf{y}}$ is the complex conjugate of \mathbf{y} .

These two models are isometric and hence everything that is done in one can be translated for other in terms of the isometries:

$$I: \mathbb{M}_H^n \longrightarrow \frac{\mathbb{M}_B^n}{\frac{\mathbf{x} + \mathbf{p}}{|\mathbf{x} + \mathbf{p}|^2} + \mathbf{p}} \quad \text{and} \quad I^{-1}: \mathbb{M}_B^n \longrightarrow \frac{\mathbb{M}_H^n}{2\frac{\mathbf{x} - \mathbf{p}}{|\mathbf{x} - \mathbf{p}|^2} - \mathbf{p}},$$

$$\mathbf{x} \longmapsto 2\frac{\mathbf{x} + \mathbf{p}}{|\mathbf{x} + \mathbf{p}|^2} + \mathbf{p} \quad \mathbf{x} \longmapsto 2\frac{\mathbf{x} - \mathbf{p}}{|\mathbf{x} - \mathbf{p}|^2} - \mathbf{p}$$

where $\mathbf{p} = (0, \dots, 0, 1) \in \mathbb{R}^n$.

In order to establish a *pdf* in n -dimensional hyperbolic spaces, we call \mathbb{M}_H^n or \mathbb{M}_B^n of \mathbb{H}^n .

For dimension $n, n \geq 2$, the striking point is the non-existence of an isometry between \mathbb{R}^n and the n -dimensional hyperbolic space \mathbb{H}^n . Therefore, there is no natural way to define, by means of isometries, a *pdf* in \mathbb{H}^n “equivalent” to the *Gaussian pdf* of \mathbb{R}^n :

$$g_{\mathbb{R}^n}(\mathbf{x}) = \frac{1}{\sqrt{(2\pi\sigma^2)^n}} \exp\left(-\frac{d^2(\mathbf{x}, \mu)}{2\sigma^2}\right),$$

where $\mathbf{x} = (x_1, \dots, x_n) \in \mathbb{R}^n$, $\mu = (\mu_1, \dots, \mu_n)$ are the mean and σ^2 the variance of the *pdf* $g_{\mathbb{R}^n}$.

However, it is possible to define a *pdf* for the hyperbolic space that possesses the same geometric characteristics of the Gaussian *pdf* in the Euclidean space. The first fact to be observed in $g_{\mathbb{R}^n}$ is that the dimension does not influence in the factor $\frac{1}{2\sigma^2}$ that multiplies $-d^2$ and that μ is the point of radial symmetry of $g_{\mathbb{R}^n}$. The deduction of the proper definition for $g_{\mathbb{H}^n}$ that we developed in the previous section shows us that these properties should be preserved in $g_{\mathbb{H}^n}$, as well as the equality between the Euclidean and the associated hyperbolic variance; $\sigma_{\mathbb{H}^n}^2 = \sigma^2$. Those geometric facts are the support for the following definition of n -dimensional Gaussian *pdf* in n -dimensional hyperbolic space. Thus, we define:

$$g_{\mathbb{H}^n}(\mathbf{x}) = k_{\mathbb{H}^n} \exp\left(-\frac{1}{2\sigma^2} d_{\mathbb{H}^n}^2(\mathbf{x}, \mu)\right),$$

where $k_{\mathbb{H}^n}$ is the normalization factor, i.e., a constant to be determined in order to $\int_{\mathbb{H}^n} g_{\mathbb{H}^n}(\mathbf{x}) dV_{\mathbb{H}^n} = 1$, $dV_{\mathbb{H}^n}$ is the volume element in \mathbb{H}^n , μ is the mean and σ^2 is the variance of the *pdf* $g_{\mathbb{H}^n}$.

In the development to find $k_{\mathbb{H}^n}$ that we do next, we opted for the unitary ball model due to its simplicity in terms of variable change in this case. Its important to point out that $k_{\mathbb{H}^n}$ is independent of the used model.

Let us consider, without loss of generality, the hyperbolic mean as $\mu = \mathbf{0}$.

Therefore, we must have:

$$\begin{aligned} \int_{\mathbb{H}^n} k_{\mathbb{H}^n} \exp\left(-\frac{d_{\mathbb{H}^n}^2(\mathbf{x}, \mathbf{0})}{2\sigma^2}\right) dV_{\mathbb{H}^n} &= 1 \Rightarrow \\ \int_{B^n} k_{\mathbb{H}^n} \exp\left(-\frac{d_{\mathbb{H}^n}^2(\mathbf{x}, \mathbf{0})}{2\sigma^2}\right) \left(\frac{2}{1-|\mathbf{x}|^2}\right)^n dV_{\mathbb{R}^n} &= 1 \Rightarrow \\ \int_{-1}^1 \int_{-\sqrt{1-x_1^2}}^{\sqrt{1-x_1^2}} \dots \int_{-\sqrt{1-x_1^2-\dots-x_{n-1}^2}}^{\sqrt{1-x_1^2-\dots-x_{n-1}^2}} k_{\mathbb{H}^n} e^{-\frac{1}{2\sigma^2} \ln^2 \frac{1+\sqrt{x_1^2+\dots+x_n^2}}{1-\sqrt{x_1^2+\dots+x_n^2}}} \left(\frac{2}{1-x_1^2-\dots-x_n^2}\right)^n dx_1 \dots dx_n &= 1. \end{aligned}$$

We introduce the following hyperspherical coordinates to simplify the development:

$$\begin{aligned} x_n &= r \cos \alpha_1 \\ x_{n-1} &= r \sin \alpha_1 \cos \alpha_2 \\ x_{n-2} &= r \sin \alpha_1 \sin \alpha_2 \cos \alpha_3 \\ x_{n-3} &= r \sin \alpha_1 \sin \alpha_2 \sin \alpha_3 \cos \alpha_4 \\ &\vdots \\ x_3 &= x_{n-(n-3)} = r \sin \alpha_1 \sin \alpha_2 \sin \alpha_3 \dots \sin \alpha_{n-3} \cos \alpha_{n-2} \\ x_2 &= x_{n-(n-2)} = r \sin \alpha_1 \sin \alpha_2 \sin \alpha_3 \dots \sin \alpha_{n-3} \sin \alpha_{n-2} \cos \alpha_{n-1} \\ x_1 &= x_{n-(n-1)} = r \sin \alpha_1 \sin \alpha_2 \sin \alpha_3 \dots \sin \alpha_{n-3} \sin \alpha_{n-2} \sin \alpha_{n-1} \end{aligned}$$

where: $r \in \mathbb{R}_+$, $0 \leq \alpha_{n-1} < 2\pi$, and $0 \leq \alpha_1, \dots, \alpha_{n-2} \leq \pi$.

The Jacobian of the coordinate change is given by:

$$\frac{\partial(x_1, \dots, x_n)}{\partial(r, \alpha_1, \dots, \alpha_{n-1})} = r^{n-1} \sin^{n-2} \alpha_1 \sin^{n-3} \alpha_2 \dots \sin^2 \alpha_{n-3} \sin \alpha_{n-2}.$$

Thus, taking:

$$dr d\alpha_1 \dots d\alpha_{n-2} d\alpha_{n-1} = dV,$$

the above integral can be written as:

$$\begin{aligned} \int_0^{2\pi} \int_0^\pi \dots \int_0^\pi \int_0^1 k_{\mathbb{H}^n} \exp\left(-\frac{1}{2\sigma^2} \ln^2 \frac{1+r}{1-r}\right) \left(\frac{2}{1-r^2}\right)^n \left| \frac{\partial(x_1, \dots, x_n)}{\partial(r, \alpha_1, \dots, \alpha_{n-1})} \right| dV &= 1 \Rightarrow \\ \int_0^{2\pi} \int_0^\pi \dots \int_0^\pi \left(\int_0^1 k_{\mathbb{H}^n} \exp\left(-\frac{1}{2\sigma^2} \ln^2 \frac{1+r}{1-r}\right) \left(\frac{2}{1-r^2}\right)^n r^{n-1} dr \right) \frac{\left| \frac{\partial(x_1, \dots, x_n)}{\partial(r, \alpha_1, \dots, \alpha_{n-1})} \right|}{r^{n-1}} \frac{dV}{dr} &= 1 \Rightarrow \\ \left(\int_0^1 k_{\mathbb{H}^n} \exp\left(-\frac{1}{2\sigma^2} \ln^2 \frac{1+r}{1-r}\right) \left(\frac{2}{1-r^2}\right)^n r^{n-1} dr \right) \int_0^{2\pi} \int_0^\pi \dots \int_0^\pi \frac{\left| \frac{\partial(x_1, \dots, x_n)}{\partial(r, \alpha_1, \dots, \alpha_{n-1})} \right|}{r^{n-1}} \frac{dV}{dr} &= 1 \Rightarrow \\ \left(\int_0^1 k_{\mathbb{H}^n} e^{-\frac{1}{2\sigma^2} \ln^2 \frac{1+r}{1-r}} \left(\frac{2}{1-r^2}\right)^n r^{n-1} dr \right) n \int_0^{2\pi} \int_0^\pi \dots \int_0^\pi \left(\int_0^1 r^{n-1} dr \right) \frac{\left| \frac{\partial(x_1, \dots, x_n)}{\partial(r, \alpha_1, \dots, \alpha_{n-1})} \right|}{r^{n-1}} \frac{dV}{dr} &= 1 \Rightarrow \\ \left(\int_0^1 k_{\mathbb{H}^n} e^{-\frac{1}{2\sigma^2} \ln^2 \frac{1+r}{1-r}} \left(\frac{2}{1-r^2}\right)^n r^{n-1} dr \right) n \int_0^{2\pi} \int_0^\pi \dots \int_0^\pi \int_0^1 \left| \frac{\partial(x_1, \dots, x_n)}{\partial(r, \alpha_1, \dots, \alpha_{n-1})} \right| dV &= 1. \end{aligned}$$

But:

$$\int_0^{2\pi} \int_0^\pi \dots \int_0^\pi \int_0^1 \left| \frac{\partial(x_1, \dots, x_n)}{\partial(r, \alpha_1, \dots, \alpha_{n-1})} \right| dV$$

is exactly the volume $V_{B_1^n}$ of the hyperball B_1^n of dimension n and radius 1.

Therefore,

$$\int_0^1 k_{\mathbb{H}^n} \exp\left(-\frac{1}{2\sigma^2} \ln^2 \frac{1+r}{1-r}\right) \left(\frac{2}{1-r^2}\right)^n r^{n-1} dr = \frac{1}{nV_{B_1^n}}.$$

We will need the next proposition, which can be found, for example, in [9].

Proposition 4.1 (Volume of a ball in the n -dimensional Euclidean space [9])
 Let B_R^n be the ball of dimension n and radius R in the Euclidean space. Then, the volume of B_R^n , denoted by $V_{B_R^n}$, is given by

$$V_{B_R^n} = \frac{R^n \pi^{\frac{n}{2}}}{\left(\frac{n}{2}\right)!} \text{ if } n \text{ if even}$$

$$V_{B_R^n} = \frac{R^n \pi^{\frac{n-1}{2}} 2^n \left(\frac{n-1}{2}\right)!}{n!} \text{ if } n \text{ is odd.}$$

Coming back to the hyperbolic *pdf*, let us consider another change of coordinates:

$$u = \ln \frac{1+r}{1-r} \implies \frac{du}{dr} = \frac{2}{1-r^2} \text{ and } r = \frac{e^u - 1}{e^u + 1}.$$

Thus,

$$\int_0^{+\infty} k_{\mathbb{H}^n} \exp\left(-\frac{u^2}{2\sigma^2}\right) \left(\frac{e^{2u}-1}{2e^u}\right)^{n-1} du = \frac{1}{nV_{B_1^n}} \implies$$

$$k_{\mathbb{H}^n} = \frac{1}{nV_{B_1^n} \int_0^{+\infty} \exp\left(-\frac{u^2}{2\sigma^2}\right) \left(\frac{e^{2u}-1}{2e^u}\right)^{n-1} du},$$

that is:

$$k_{\mathbb{H}^n} = \frac{1}{nV_{B_1^n} \int_0^{+\infty} \exp\left(-\frac{u^2}{2\sigma^2}\right) (\sinh u)^{n-1} du}.$$

We remark that, like in the Euclidean environment, $k_{\mathbb{H}^n}$ depends on the variance σ^2 but does not depend on the mean μ .

Having obtained the *pdf* for the unitary ball model we can, if convenient, transport it to the half-space model by means of the isometry I , that is, the *pdf* g_1 in the ball must be “isometric” to the *pdf* g_2 in the half-space:

$$g_2(\mathbf{y}) = g_1(I(\mathbf{y}))$$

With these considerations, we can give a formal definition for the Gaussian *pdf* in the hyperbolic space \mathbb{H}^n .

Definition 4.2 Let \mathbb{H}^n be a Poincaré's model for the hyperbolic geometry. We define the n -dimensional hyperbolic Gaussian density with mean μ and variance σ^2 in \mathbb{H}^n as being

$$g_{\mathbb{H}^n}(\mathbf{x}) = k_{\mathbb{H}^n} \exp\left(-\frac{d_{\mathbb{H}^n}^2(\mathbf{x}, \mu)}{2\sigma^2}\right)$$

with

$$k_{\mathbb{H}^n} = \frac{1}{nV_{B_1^n} \int_0^{+\infty} \exp\left(-\frac{u^2}{2\sigma^2}\right) (\sinh u)^{n-1} du}$$

For $n = 2$ we deduce an analytic expression for $k_{\mathbb{H}^2}$ as stated in the next proposition. For $n > 2$ this constant can be obtained through numeric processes with very good accuracy.

Proposition 4.3 Let $g_{\mathbb{H}^2}(\mathbf{x}) = k_{\mathbb{H}^2} \exp\left(-\frac{d_{\mathbb{H}^2}^2(\mathbf{x}, \mu)}{2\sigma^2}\right)$ be the two-dimensional hyperbolic Gaussian pdf in \mathbb{H}^2 . Then $k_{\mathbb{H}^2} = \frac{1}{\sqrt{2\sigma^2\pi^3} \exp\left(\frac{\sigma^2}{2}\right) \operatorname{erf}\left(\sqrt{\frac{\sigma^2}{2}}\right)}$.

Three important remarks remain, which extend the previous discussion of the 1-dimensional case:

- the mean μ is the maximum in the Euclidean graph of $g_{\mathbb{H}^n}$, that is, $k_{\mathbb{H}^n}$ is the maximum value of $g_{\mathbb{H}^n}$.
- the hyperbolic Gaussian pdf is radially symmetric, that is, the level hypersurfaces⁶ of the Euclidean graphic of $g_{\mathbb{H}^n}$ are exactly hyperbolic hyperspheres⁷ with the center at the mean. In fact:

Let $c \in \mathbb{R}_+^*$ such that

$$g_{\mathbb{H}^n}(\mathbf{y}) = c.$$

Thus, $c \leq k_{\mathbb{H}^n}$ due to the above remark and, therefore,

$$-2\sigma^2 \ln \frac{c}{k_{\mathbb{H}^n}} \geq 0.$$

From $g_{\mathbb{H}^n}(\mathbf{y}) = c$ we have

$$d_{\mathbb{H}^n}(\mathbf{y}, \mu) = \sqrt{-2\sigma^2 \ln \frac{c}{k_{\mathbb{H}^n}}},$$

that is, $g_{\mathbb{H}^n}(\mathbf{y}) = c$ is a hyperbolic hypersphere of center μ and radius $\sqrt{-2\sigma^2 \ln \frac{c}{k_{\mathbb{H}^n}}}$.

Figure 3 shows the Euclidean graphics of $g_{\mathbb{H}^2}$ for both models (moved upward) and some level curves.

⁶If $n = 2$: level curves. If $n = 3$: level surfaces.

⁷If $n = 2$: hyperbolic circumferences. If $n = 3$: hyperbolic spheres.

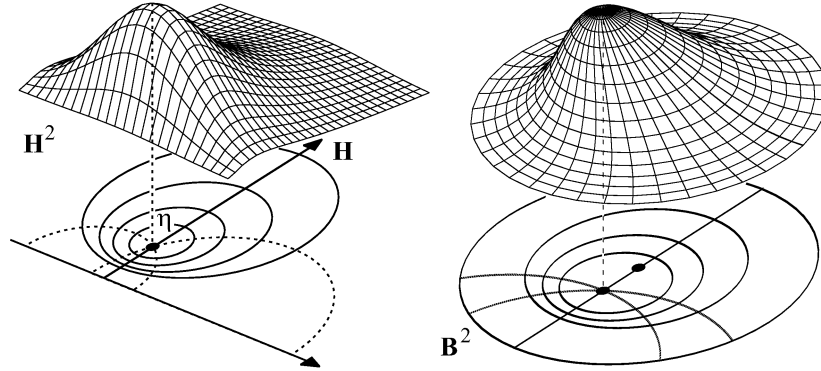


FIGURE 3: Euclidean graphs of $g_{\mathbb{H}^2}$ (moved upward) with means μ (ball model) and η (half-space model). The hyperbolic circumferences are the level curves.

For Euclidean Gaussian *pdf*'s with a fixed variance, we have $k_{\mathbb{R}^n} = (k_{\mathbb{R}})^n$, since a n -dimensional *pdf* can be written as a product of one-dimensional *pdf*'s, what is helpful in estimating error probability. The analogous equality does not happen in the hyperbolic space (due to the lack of a vectorial structure in the n -dimensional hyperbolic space which is compatible with the hyperbolic metric), and so the establishment of bounds for error probability will be even more necessary.

5 An Upper Bound for the Hyperbolic Error Probability

As it is well known, estimating error probability in higher dimensional spaces is usually a hard task even in the Euclidean case. Since the *pdf*'s expressions in hyperbolic space are more complicated it is very important to set good upper bounds for it. We have emphasized that the hyperbolic Gaussian *pdf* is not a product of *pdf*'s of smaller dimensions, which, certainly, complicates the search for a bound. However, based on the fact that in a modulation system with m signals the conditional error probability $\mathcal{P}_e(\mathbf{s}_k)$ associated to the transmission of a signal \mathbf{s}_j always satisfies the condition

$$\mathcal{P}_e(\mathbf{s}_k) \leq \sum_{m \neq k} P(\mathbf{s}_k, \mathbf{s}_m),$$

where $P(\mathbf{s}_k, \mathbf{s}_m)$ is the error probability $P(\mathbf{s}_k, \mathbf{s}_m) = P(\mathbf{s}_k)P(\mathbf{s}_m|\mathbf{s}_k)$, we note that this upper bound for $\mathcal{P}_e(\mathbf{s}_k)$ is given by the sum of parts, each one depending just a pair of signals.

Each pair of signals determines a geodesic (straight line with the considered metric) in \mathbb{H}^n . But any geodesic in \mathbb{H}^n is isometric to \mathbb{H} , the one-dimensional hyperbolic space. Therefore, we will suppose that each pair of signals is submitted to a Gaussian one-dimensional noise in an independent way. This noise,

as in Euclidean case, will be considered as modeled by a Gaussian *pdf* that, in this case, is the lognormal *pdf* (Section 3).

Our aim now is to obtain upper bounds for the error probability in hyperbolic case comparable to that developed in the Euclidean case (Proposition 2.3).

We begin with the following technical lemma.

Lemma 5.1 *Let $a \in \mathbb{R}_+$, $b \in \mathbb{R}$ and $c \in \mathbb{R}_+^*$. Then*

$$\int_a^{+\infty} y^{b-c \ln y} dy = \sqrt{\frac{\pi}{4c}} \exp\left(\frac{(b+1)^2}{4c}\right) \operatorname{erfc}\left(\frac{2c \ln a - b - 1}{\sqrt{4c}}\right).$$

Theorem 5.2 *Let a set of signals $\mathcal{S} = \{\mathbf{s}_1, \dots, \mathbf{s}_m\}$ in \mathbb{H}^n , $n \geq 2$, used in a communication system with channel affected by hyperbolic Gaussian noise. If \mathcal{S} have equally likely to be transmitted signals (elts), then the error probability associated to \mathcal{S} satisfies*

$$\mathcal{P}_e \leq \frac{1}{m} \sum_{k=1}^m \sum_{j=1}^{v_k} \frac{1}{2} \operatorname{erfc}\left(\frac{d_{\mathbb{H}^n}(\mathbf{s}_k, \mathbf{s}_{k_j})}{2\sqrt{2\sigma^2}}\right),$$

where σ^2 is the noise variance and v_k is the number of signals \mathbf{s}_{k_j} that determines a face boundary⁸ in the Voronoi region of \mathbf{s}_k .

Proof

We choose the half-space model for this proof.

Due to \mathcal{S} have elts, we can fix an index, for example $k = 1$, and deduce an upper bound for the error probability $P(\mathbf{s}_1, \mathbf{s}_p)$ of receiving \mathbf{s}_p when \mathbf{s}_1 is transmitted, $p \neq 1$. However, not all the p 's are necessary for the calculation of the bound for \mathcal{P}_e . We consider some restrictions.

Let us take the Voronoi region V_1 of \mathbf{s}_1 . As the amount of signals in the constellation \mathcal{S} is finite, then V_1 is a hyperbolic polytope (n -dimensional polyhedron not necessarily compact) defined by the intersection of a finite number of $(n - 1)$ -dimensional hyperplanes. Each one of these hyperplanes is a “bisector” between \mathbf{s}_1 and \mathbf{s}_j for some j and some of them will determine a face on V_1 .

As a simple example, the signal \mathbf{s}_1 in the Euclidean plane set called 4-PSK ($\mathbf{s}_1 = (1, 0)$, $\mathbf{s}_2 = (0, -1)$, $\mathbf{s}_3 = (-1, 0)$, $\mathbf{s}_4 = (0, 1)$) has a Voronoi region V_1 defined by the bisectors of $\overline{\mathbf{s}_1\mathbf{s}_2}$ and $\overline{\mathbf{s}_1\mathbf{s}_4}$, but the bisector of $\overline{\mathbf{s}_1\mathbf{s}_3}$ does not intercept the interior of V_1 and, therefore, it can be discarded. Therefore, we only consider the points whose bisectors determine side in V_1 and, without loss of generality, let us suppose that these are $\mathbf{s}_{1_1}, \dots, \mathbf{s}_{1_{v_1}}$, $v_1 \leq M$.

The signals \mathbf{s}_1 and \mathbf{s}_{1_j} are elts, so they are submitted to the unidimensional Gaussian noise of the same variance. Making $\mathbf{s}_1 = (s_1, \dots, s_n)$ and considering the geodesic going through \mathbf{s}_1 and \mathbf{s}_{1_j} , there is always an isometry φ in \mathbb{H}^n which takes this geodesic into \mathbb{H} , characterized as a vertical line. In the case of $n = 2$, φ will be a hyperbolic rotation with center in \mathbf{s}_1 and radius $d_{\mathbb{H}^2}(\mathbf{s}_1, \mathbf{s}_{1_j})$, as illustrated below in Figure 4.

⁸See the footnote of the Proposition 2.3.

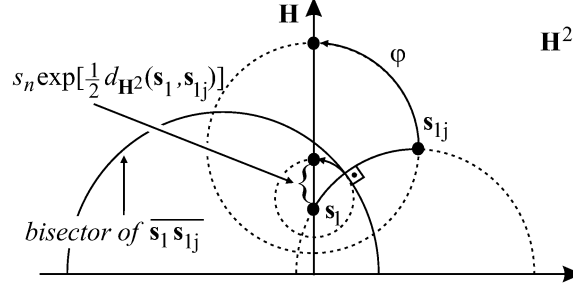


FIGURE 4: Action of the isometry φ of center \mathbf{s}_1 and radius $d_{\mathbb{H}^2}(\mathbf{s}_1, \mathbf{s}_{1j})$ in \mathbb{H}^2 .

Thus, we can write

$$\begin{aligned}
 P(\mathbf{s}_1, \mathbf{s}_{1j}) &\leq \int_{s_n \exp(\frac{1}{2}d_{\mathbb{H}^n}(\mathbf{s}_1, \mathbf{s}_{1j}))}^{+\infty} \frac{1}{\sqrt{2\pi\sigma^2}} \exp\left(-\frac{1}{2\sigma^2} \ln^2 \frac{y}{s_n}\right) d_{\mathbb{H}}y \\
 &= \int_{s_n \exp(\frac{1}{2}d_{\mathbb{H}^n}(\mathbf{s}_1, \mathbf{s}_{1j}))}^{+\infty} \frac{1}{\sqrt{2\pi\sigma^2}} \exp\left(\ln\left(\frac{y}{s_n}\right) - \frac{1}{2\sigma^2} \ln \frac{y}{s_n}\right) d_{\mathbb{H}}y \\
 &= \int_{s_n \exp(\frac{1}{2}d_{\mathbb{H}^n}(\mathbf{s}_1, \mathbf{s}_{1j}))}^{+\infty} \frac{1}{\sqrt{2\pi\sigma^2}} \left(\frac{y}{s_n}\right)^{-\frac{1}{2\sigma^2} \ln \frac{y}{s_n}} d_{\mathbb{H}}y \\
 &= \frac{1}{\sqrt{2\pi\sigma^2}} \int_{s_n \exp(\frac{1}{2}d_{\mathbb{H}^n}(\mathbf{s}_1, \mathbf{s}_{1j}))}^{+\infty} \left(\frac{y}{s_n}\right)^{\ln\left(\frac{y}{s_n}\right) - \frac{1}{2\sigma^2}} \frac{1}{y} dy \\
 &= \frac{1}{\sqrt{2\pi\sigma^2}} \int_{s_n \exp(\frac{1}{2}d_{\mathbb{H}^n}(\mathbf{s}_1, \mathbf{s}_{1j}))}^{+\infty} \frac{(y)^{\ln\left(\left(\frac{y}{s_n}\right) - \frac{1}{2\sigma^2}\right) - 1}}{(s_n)^{\ln\left(\left(\frac{y}{s_n}\right) - \frac{1}{2\sigma^2}\right)}} dy \\
 &= \frac{1}{\sqrt{2\pi\sigma^2}} \int_{s_n \exp(\frac{1}{2}d_{\mathbb{H}^n}(\mathbf{s}_1, \mathbf{s}_{1j}))}^{+\infty} \frac{(y)^{\ln\left(y^{-\frac{1}{2\sigma^2}}\right) - \ln\left(s_n^{-\frac{1}{2\sigma^2}}\right) - 1}}{(s_n)^{\ln\left(y^{-\frac{1}{2\sigma^2}}\right) - \ln\left(s_n^{-\frac{1}{2\sigma^2}}\right)}} dy \\
 &= \frac{(s_n)^{\ln\left(s_n^{-\frac{1}{2\sigma^2}}\right)}}{\sqrt{2\pi\sigma^2}} \int_{s_n \exp(\frac{1}{2}d_{\mathbb{H}^n}(\mathbf{s}_1, \mathbf{s}_{1j}))}^{+\infty} \frac{(y)^{\ln\left(y^{-\frac{1}{2\sigma^2}}\right) - \ln\left(s_n^{-\frac{1}{2\sigma^2}}\right) - 1}}{(s_n)^{\ln\left(y^{-\frac{1}{2\sigma^2}}\right)}} dy.
 \end{aligned}$$

But $s_n > 0$, then $\exists! \mu \in \mathbb{R}$ such that $s_n = e^\mu$. Thus,

$$\begin{aligned}
 P(\mathbf{s}_1, \mathbf{s}_{1_j}) &\leq \frac{(e^\mu)^{\ln\left((e^\mu)^{-\frac{1}{2\sigma^2}}\right)}}{\sqrt{2\pi\sigma^2}} \int_{\exp\left(\mu + \frac{1}{2}d_{\mathbb{H}^n}(\mathbf{s}_1, \mathbf{s}_{1_j})\right)}^{+\infty} \frac{(y)^{\ln\left(y^{-\frac{1}{2\sigma^2}}\right) - \ln\left((e^\mu)^{-\frac{1}{2\sigma^2}}\right) - 1}}{(e^\mu)^{\ln\left(y^{-\frac{1}{2\sigma^2}}\right)}} dy \\
 &= \frac{(e^{\mu_1})^{-\frac{\mu_1}{2\sigma^2}}}{\sqrt{2\pi\sigma^2}} \int_{\exp\left(\mu + \frac{1}{2}d_{\mathbb{H}^n}(\mathbf{s}_1, \mathbf{s}_{1_j})\right)}^{+\infty} \frac{(y)^{\ln\left(y^{-\frac{1}{2\sigma^2}}\right) + \frac{\mu}{2\sigma^2} - 1}}{y^{-\frac{\mu}{2\sigma^2}}} dy \\
 &= \frac{\exp\left(-\frac{\mu^2}{2\sigma^2}\right)}{\sqrt{2\pi\sigma^2}} \int_{\exp\left(\mu + \frac{1}{2}d_{\mathbb{H}^n}(\mathbf{s}_1, \mathbf{s}_{1_j})\right)}^{+\infty} y^{\frac{\mu}{\sigma^2} - 1 - \frac{1}{2\sigma^2} \ln y} dy.
 \end{aligned}$$

By Lemma 5.1,

$$\begin{aligned}
 &\frac{\exp\left(-\frac{\mu^2}{2\sigma^2}\right)}{\sqrt{2\pi\sigma^2}} \int_{\exp\left(\mu + \frac{1}{2}d_{\mathbb{H}^n}(\mathbf{s}_1, \mathbf{s}_{1_j})\right)}^{+\infty} y^{\frac{\mu}{\sigma^2} - 1 - \frac{1}{2\sigma^2} \ln y} dy \\
 &= \frac{\exp\left(-\frac{\mu^2}{2\sigma^2}\right)}{\sqrt{2\pi\sigma^2}} \sqrt{\frac{\pi\sigma^2}{2}} \exp\left(\frac{\mu^2}{2\sigma^2}\right) \operatorname{erfc}\left(\frac{d_{\mathbb{H}^n}(\mathbf{s}_1, \mathbf{s}_{1_j})}{2\sqrt{2\sigma^2}}\right) \\
 &= \frac{1}{2} \operatorname{erfc}\left(\frac{d_{\mathbb{H}^n}(\mathbf{s}_1, \mathbf{s}_{1_j})}{2\sqrt{2\sigma^2}}\right).
 \end{aligned}$$

Consequently,

$$P(\mathbf{s}_1, \mathbf{s}_{1_j}) \leq \frac{1}{2} \operatorname{erfc}\left(\frac{d_{\mathbb{H}^n}(\mathbf{s}_1, \mathbf{s}_{1_j})}{2\sqrt{2\sigma^2}}\right).$$

With this result, the probability of transmitting the signal \mathbf{s}_1 and receiving another one can be upper-bounded as follows

$$\mathcal{P}_e(\mathbf{s}_1) \leq \sum_{j=1}^{v_1} P(\mathbf{s}_1, \mathbf{s}_{1_j}) \leq \sum_{j=1}^{v_1} \frac{1}{2} \operatorname{erfc}\left(\frac{d_{\mathbb{H}^n}(\mathbf{s}_1, \mathbf{s}_{1_j})}{2\sqrt{2\sigma^2}}\right).$$

But since all the signals are *elts*,

$$\mathcal{P}_e \leq \frac{1}{m} \sum_{k=1}^m \mathcal{P}_e(\mathbf{s}_k) \leq \frac{1}{m} \sum_{k=1}^m \sum_{j=1}^{v_k} \frac{1}{2} \operatorname{erfc}\left(\frac{d_{\mathbb{H}^n}(\mathbf{s}_k, \mathbf{s}_{k_j})}{2\sqrt{2\sigma^2}}\right).$$

We point out that the second sum is only on the indices of signals that affect the Voronoi region of \mathbf{s}_k . \square

Corollary 5.3 *Under the conditions of Theorem 5.2, with the additional hypothesis of the set of signals being geometrically uniform, we have*

$$\mathcal{P}_e \leq \sum_{j=1}^{v_1} \frac{1}{2} \operatorname{erfc}\left(\frac{d_{\mathbb{H}^n}(\mathbf{s}_1, \mathbf{s}_{1_j})}{2\sqrt{2\sigma^2}}\right).$$

It is important to notice the similarity of the hyperbolic bounds with the Euclidean ones given by Proposition 2.3 and by Corollary 2.6. Actually, we have just proven that these bounds are valid for the Euclidean metric as well as for the hyperbolic metric.

We end this section with a comparative analysis between two signals constellations: the 8-*PSK* constellation (Figure 1) and the correspondent one, which will be called 8-*HPSK*, in hyperbolic plane.

Let \mathbb{H}^2 the half-plane model. The signals of 8-*HPSK* constellation can be obtained by the hyperbolic isometries:

$$\begin{aligned} \mathbf{e}^k : \mathbb{H}^2 &\longrightarrow \mathbb{H}^2 \\ \mathbf{z} &\longmapsto \frac{\mathbf{z} \cos \frac{k\pi}{8} + \sin \frac{k\pi}{8}}{-\mathbf{z} \sin \frac{k\pi}{8} + \cos \frac{k\pi}{8}}, \quad k \in \mathbb{N}, \end{aligned}$$

where \mathbb{H}^2 is identified with the complex half-plane. The eight equidistant points on the unitary hyperbolic circle centred at $(0, 1) = i$ are given by $\mathbf{z} = \frac{1}{e}i = \left(0, \frac{1}{e}\right)$ and $k = 0, \dots, 7$: $\mathbf{s}_1 = (0, 0.37)$; $\mathbf{s}_2 = (0.35, 0.42)$; $\mathbf{s}_3 = (0.76, 0.65)$; $\mathbf{s}_4 = (1, 1.17, 1.40)$; $\mathbf{s}_5 = (0, 2.72)$; $\mathbf{s}_6 = (-1.17, 1.40)$; $\mathbf{s}_7 = (-0.76, 0.65)$; $\mathbf{s}_8 = (-0.35, 0.42)$.

Figure 5 illustrates the 8-*HPSK* in the half-plane model and the lines that determinate the Voronoi region of the signals.

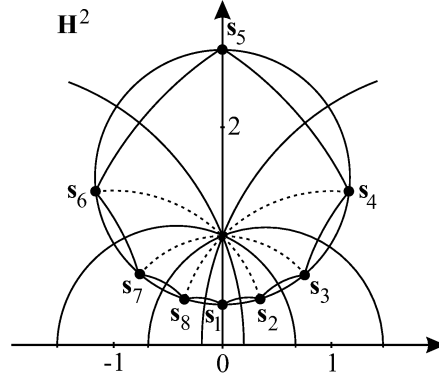


FIGURE 5: 8-*HPSK* and their Voronoi regions.

This constellation is geometrically uniform in the hyperbolic metric and, using Corollary 5.3, the error probability of any of those signals satisfies:

$$\mathcal{P}_e \leq \sum_{j=1}^{v_1} \frac{1}{2} \operatorname{erfc} \left(\frac{d_{\mathbb{H}^2}(\mathbf{s}_1, \mathbf{s}_{1j})}{2\sqrt{2}\sigma^2} \right).$$

But this sum is over the signal indices that determinate the edges of V_1 what means it just have two terms, that is:

$$\begin{aligned} \mathcal{P}_e &\leq \frac{1}{2} \operatorname{erfc} \left(\frac{d_{\mathbb{H}^2}(\mathbf{s}_1, \mathbf{s}_2)}{2\sqrt{2\sigma^2}} \right) + \frac{1}{2} \operatorname{erfc} \left(\frac{d_{\mathbb{H}^2}(\mathbf{s}_1, \mathbf{s}_8)}{2\sqrt{2\sigma^2}} \right) \\ &= \operatorname{erfc} \left(\frac{d_{\mathbb{H}^2}(\mathbf{s}_1, \mathbf{s}_2)}{2\sqrt{2\sigma^2}} \right), \end{aligned}$$

since $d_{\mathbb{H}^2}(\mathbf{s}_1, \mathbf{s}_2) = d_{\mathbb{H}^2}(\mathbf{s}_1, \mathbf{s}_8)$.

But

$$\begin{aligned} d_{\mathbb{H}^2}(\mathbf{s}_1, \mathbf{s}_2) &= \ln \frac{|0.35 + 0.42i + 0.37i| + |0.35 + 0.42i - 0.37i|}{|0.35 + 0.42i + 0.37i| - |0.35 + 0.42i - 0.37i|} \\ &= 0.86924 \end{aligned}$$

and then:

$$\mathcal{P}_e \leq \operatorname{erfc} \left(\frac{0.86924}{2\sqrt{2\sigma^2}} \right).$$

Figure 6 illustrates the graph of the upper-bound given above (plotted as 8-HPSK) compared with the Battacharyya Bound for the standard 8-PSK in the plane on a circle of radius equal to one.

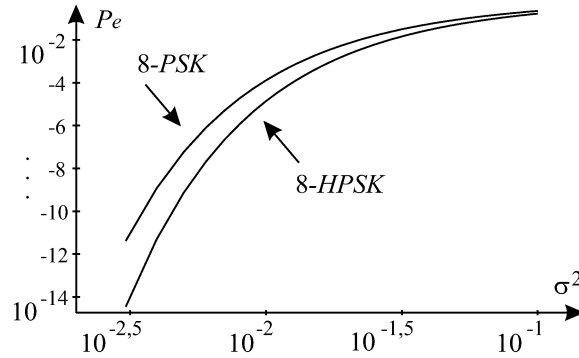


FIGURE 6: Graphs of upper-bounds for error-probability for 8-HPSK and 8-PSK.

As we can see both bounds have similar behavior showing a slightly better performance for error probability in the hyperbolic case. This difference also increases with the radius of the circles. Such results could somehow be expected since equidistant points on a hyperbolic circle are farther apart than their Euclidean counterparts.

6 Concluding Remarks

The introduction of the concept of a Gaussian probability distribution for the hyperbolic distance and the derivation of a corresponding upper bound for the signal transmission error probability presented in this paper provides a tool for performance comparisons between constellations of points in the hyperbolic environment as well as comparison of these with the usual Euclidean constellations. This study is then a contribution to considering possible applications of hyperbolic geometry to coding theory when the signal transmission can be properly modelled in a n -dimensional hyperbolic space. Some of these new possibilities were pointed out in [11], [14] and [15].

References

- [1] E. Agustini, S. I. R. Costa, “AWGN”-Signal Transmission in Hyperbolic Spaces, Proc. IEEE ISIT2005 International Symposium on Information Theory, Adelaide, Australia, vol. 1, 1–4, 2005.
- [2] E. Agustini, *Signal Sets in Hyperbolic Spaces*, IMECC-UNICAMP, Ph.D. thesis, 2002. (in portuguese)
- [3] C. D. Albuquerque, *Topological quantum codes on compact surfaces with genus $g \leq 2$* , J. Math. Phys., 50, 023513-1–023513-20, 2009.
- [4] C. Atkinson, A. F. S. Mitchell, *Rao’s Distance Measure*, Samkhyā (The Indian Journal of Statistics), 43, 345–365, 1981.
- [5] R. Banuelos, T. Carroll, *Extremal Problems for Conditioned Brownian Motion and the Hyperbolic Metric*, Ann. Inst. Fourier, 50, n.5, 1507–1532, 2000.
- [6] A. Beardon, *The Geometry of Discrete Groups*, New York: Springer-Verlag, 1983.
- [7] S. Benedetto, E. Biglieri, *Principles of Digital Transmission With Wireless Applications*, New York: Kluwer Academic / Plenum Publishers, 1999.
- [8] H. Bombin, M. A. Martin-Delgado, *Homological error correction: Classical and quantum codes*, J. Math. Phys., 48, 052105-1–052105-35, 2007.
- [9] J. H. Conway, N. J. A. Sloane, *Sphere Packings, Lattices and Groups*, 3rd. edition, New York: Springer-Verlag, 1999.
- [10] S. I. R. Costa, S. A. Santos, J. E. Strapasson, *Fisher Information Matrix and Hyperbolic Geometry*, Proc. ITW2005 IEEE ITSOC Information Theory Workshop 2005 on Coding and Complexity, Rotorua, New Zealand, vol. 1, 34–36, 2005.
- [11] S. I. R. Costa, M. Muniz, E. Agustini, R. Palazzo Jr., *Graphs, Tessellations, and Perfect Codes*, IEEE Trans. Inform. Theory v. 50, n. 10, 2363–2378, 2004.

- [12] D. Forney, *Geometrically Uniform Codes*, IEEE - Trans. Inform. Theory, vol. 37, n. 5, 1241–1260, 1991.
- [13] A. Yu. Kitaev, *Fault-tolerant quantum computation by anyons*, Ann. Physics, 303, 2–30, 2003.
- [14] E. B. Silva, R. Palazzo Jr., *Signal Constellations in the Hyperbolic Plane*, Proc. IEEE Isita2004 International Symposium on Information Theory and Its Applications, Parma, Italy, v.1, 1–4, 2004.
- [15] E. B. Silva, M. Firer, S. I. R. Costa, R. Palazzo Jr., *Signal Constellations in the Hyperbolic Plane: A proposal for new communication systems*, J. Franklin Inst., 343, 69–82, 2006.