

^{77}Se NMR Evidence of Strongly Coupled Superconductivity in $\text{K}_{0.8}\text{Fe}_{2-x}\text{Se}_2$ L. Ma ¹, J. B. He ¹, D. M. Wang ¹, G. F. Chen ¹, and Weiqiang Yu ^{1*}¹*Department of Physics, Renmin University of China, Beijing 100872, China*

(Dated: November 11, 2021)

We report the ^{77}Se NMR Knight shift and spin-lattice relaxation studies on the superconducting state of the ternary iron selenide $\text{K}_{0.8}\text{Fe}_{2-x}\text{Se}_2$ with $T_c \approx 30$ K. Just below T_c , the Knight shift $^{77}K_n$ shows an immediate drop, indicating a singlet pairing. The spin-lattice relaxation rate $1/^{77}T_1$ decreases rapidly in the temperature range from T_c to $T_c/2$, which can be fit with an isotropic gap of $\Delta \approx 3.8 \pm 0.5k_B T_c$. The Hebel-Slichter coherence peak is not observed. These data give bulk evidence for a strongly coupled superconductivity with isotropic gaps in $\text{K}_{0.8}\text{Fe}_{2-x}\text{Se}_2$, which is similar to other iron-based high temperature superconductors. Below $T_c/2$, the spin-part of the Knight shift levels off to a constant value ($\sim 0.09\%$), and the spin-lattice relaxation follows a $1/T_1 \sim T^2$ behavior, which are not well understood.

PACS numbers: 74.70.-b, 76.60.-k

The discovery of high-temperature superconductivity in iron pnictides¹⁻⁴ has attracted a lot of research interests. Recently, high-temperature superconductivity is also observed in the ternary iron selenide $\text{A}_y\text{Fe}_{2-x}\text{Se}_2$ ($\text{A}=\text{K}, \text{Rb}, \text{Cs}, \text{etc.}$)⁵⁻⁸ with $T_c \sim 32$ K, which is much higher than that of the binary iron selenide $\alpha\text{-Fe}_{1-\delta}\text{Se}$ at the ambient pressure. Compared with other iron-based superconductors, $\text{K}_{0.8}\text{Fe}_2\text{Se}_2$ shows distinctive properties. First, iron vacancy seems to strongly affect the normal state metallic behavior and the superconductivity^{6,8-11}. Second, the system is probably heavily electron doped while the hole band is absent¹²⁻¹⁴. Theoretically, a band insulator¹⁵, and possibly with magnetic correlations^{16,17} has been suggested in stoichiometric AFe_2Se_2 . However, evidence of antiferromagnetic (AFM) spin fluctuations are not obvious¹⁴.

These observations immediately lead to the question whether the superconducting properties of $\text{K}_y\text{Fe}_{2-x}\text{Se}_2$ is the same as that of the iron pnictides and $\alpha\text{-Fe}_{1-\delta}\text{Se}$, where the AFM spin fluctuations and interband interactions are believed important for the superconductivity. In $\text{K}_{0.8}\text{Fe}_{2-x}\text{Se}_2$, a large isotropic gap is suggested by the ARPES¹³, and preliminary NMR data give a bulk evidence of singlet pairing¹⁴. So far the superconducting properties are not intensively investigated in the ternary iron selenides, and more work is necessary in order to gain better understanding on the mechanism of the superconductivity.

In this paper, we report our ^{77}Se NMR Knight shift ($^{77}K_n$) and spin lattice relaxation rate ($1/^{77}T_1$) studies on high quality $\text{K}_{0.8}\text{Fe}_{2-x}\text{Se}_2$ single crystals (T_c ranging between 29.5-32 K). Below T_c , the Knight shift decreases with T. However, the $1/^{77}T_1$ does not show a coherence peak. In fact, the SLRR decreases rapidly down to $T_c/2$, which can be fit with a single isotropic gap $\Delta \approx (3.8 \pm 0.5)k_B T_c$. These data gives bulk evidence for a strongly coupled superconductor with a singlet pairing and an isotropic gap. Below $T_c/2$, however, the K_n ceases to decrease with T, and the $1/^{77}T_1$ shows a $1/^{77}T_1 \sim T^2$

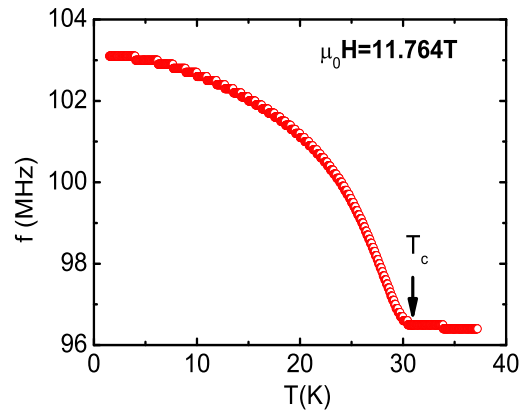


FIG. 1: (color online) The resonance frequency f of the NMR tank coil (with sample S2 inside) under a fixed tuning, which shows an onset T_c of 32 K by the increase of f due to the demagnetization effect. The frequency shift is given by $\Delta f(T) \propto -\chi_{ac}(T)$, where $\chi_{ac}(T)$ is the ac susceptibility of the NMR sample.

behavior. We discuss these low-temperature behaviors with possible intrinsic low energy excitations, or vortex core contributions.

The $\text{K}_{0.8}\text{Fe}_{2-x}\text{Se}_2$ single crystals were synthesized by the flux-growth method⁶. For this NMR study, two large single crystals ($S1$ and $S2$) with a dimensions of $3 \times 2 \times 0.5 \text{mm}^3$ is chosen for the measurements. Sample $S1$ was also used for the normal state studies reported elsewhere¹⁴. Sample $S2$, from the same batch, is moderately grounded into small pieces to gain better RF penetration (see Fig. 1 for the susceptibility data). The ^{77}Se Knight shift and the spin-lattice relaxation rate (SLRR) measurements were performed under a 12 Tesla magnetic field, and the superconducting transition is observed at 29.5 K for $S1$ ¹⁴ and 31 K for $S2$ under field. We compared the data for sample $S1$ with $H//ab$ and

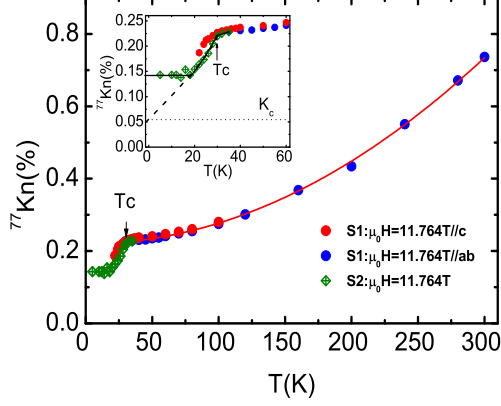


FIG. 2: (color online) (a) The temperature dependence of the ^{77}Se Knight shift $^{77}K_n$ for sample S_1 (with $H//ab$ and $H//c$) and for sample S_2 . Inset: The enlarged view of the low-temperature Knight shift, which shows an onset T_C about 30 K. The Chemical part of the Knight shift K_c , which does not change with temperature, is indicated by a dotted line.

$H//c$, and for sample S_2 primarily sampling the spectra with $H//ab$. The Knight shift $K_n(T)$ is obtained from $K_n(T) = (f - f_0)/f_0$, where $f_0 = \gamma B$ is the calculated frequency, and f is the measured frequency of spectral maximum. The SLRR is deduced from the spin recovery after an inversion pulse, with the spectra collected with a CPMG sequence ($(\frac{\pi}{2})_x - \pi_y - \text{echo} - \pi_y - \text{echo} \dots$) to maximize the signal-to-noise ratio. Our spin recovery data is well fit by the single exponential function $I(t)/I(0) = 1 - be^{-t/T_1}$.

In general, the Knight shift is proportional to the electron density of states on the Fermi surface, which decrease below T_c . The spin-lattice relaxation rate $1/T_{1s}$ in the superconducting state are correlated with the normal state $1/T_{1n}$ by^{18,19}

$$\frac{T_{1s}^{-1}}{T_{1n}^{-1}} = \frac{2}{k_B T} \int_0^\infty \left[\frac{N_S(E, \Delta)}{N_0(E)} \right]^2 f(E)(1 - f(E)) dE \quad (1)$$

where $N_S(E, \Delta)$ and $N_0(E)$ are the electron density of states in the normal state and in the superconducting state respectively, and $f(E)$ is the Fermi-Dirac distribution function with $f(E) = 1/(e^{-E/k_B T} + 1)$.

The temperature dependence of the Knight shift $^{77}K_n$ for two samples with different field orientations are shown in Fig. 2. Above T_c , the Knight shift is isotropic, and decreases gradually as temperature drops²⁰. Below T_c , the Knight shift drops faster with field along the ab -plane ($^{77}K_n^{ab}$) than with field along the c -axis ($^{77}K_n^c$) for sample S_1 , indicating an anisotropic H_{C2} . The $^{75}K_n^{ab}$ are consistent for sample S_1 and S_2 , and we primarily discuss the results of sample S_2 in the following. In general, the Knight shift $K_n(T)$ is written as $K_n(T) = K_c + K_s(T)$, where K_c is the chemical shift¹⁴ and the $K_s(T)$ is the contribution from the spin part. Our analysis on $^{75}K_n(T)$ in

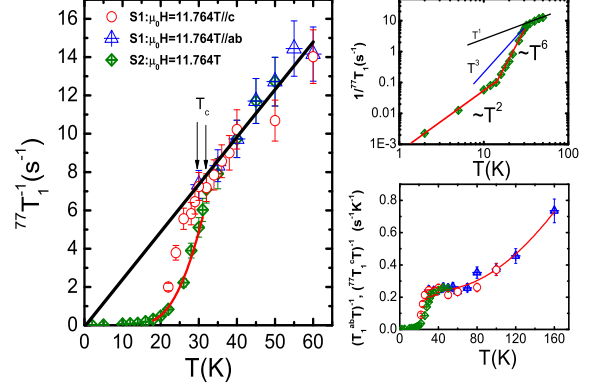


FIG. 3: (color online) (a) The temperature dependence of the spin-lattice rate for sample S_1 and for sample S_2 . The solid line is a fitting to the gap function $1/T_1^{ab} = Ae^{-\Delta/k_B T}$. (b) The log-log plot of the spin-lattice rate $1/T_1^{ab} T$ for sample S_2 . (c) The $1/T_1 T$ at difference temperatures, showing a Fermi-liquid-like behavior above T_c .

the normal state gives a constant $^{77}K_c$ of $\sim 0.05\%$, and the $K_s(T)$ changing with temperature¹⁴.

A large decrease of K_n is clearly seen from T_c down to $T_c/2$, which suggests that the system is primarily a singlet superconductor. This is consistent with most iron arsenide superconductor. For comparison, the decrease of K_n has not been reported by α -FeSe system below T_c to our knowledge²¹.

In order to gain more insight on the pairing symmetry, the low-energy excitations are studied by the spin-lattice relaxation rate, as shown in Fig. 3. The SLRR is isotropic above T_c and anisotropic below T_c , and we only discuss $1/^{77}T_1^{ab}$ for sample S_2 with $H//ab$. Above T_c , the SLRR is consistent with a canonical Fermi liquid with $^{77}T_1 T K_s^2$ as a constant¹⁴. Below T_c , the $1/^{77}T_1^{ab}$ drops quickly with temperature. As shown in Fig. 3(b), two orders of magnitude difference in the SLRR is seen in a large temperature range from T_c down to $T_c/2$. The temperature dependence is close to a power-law behavior with $1/^{77}T_1 \sim T^6$, as shown in Fig. 3. Such a rapid decrease is much faster than the $1/T_1 \sim T^3$, which suggests that the line node is absent or not obvious in $\text{K}_{0.8}\text{Fe}_{2-x}\text{Se}_2$.

For conventional superconductors, the superconducting gap $\Delta(T)$ increases from zero as temperature drops below T_C , which produces a Hebel-Slichter coherence peak from T_c down to $0.8 T_c$ ^{18,19}. In $\text{K}_{0.8}\text{Fe}_{2-x}\text{Se}_2$, our data does not show evidence of a coherence peak. The absence of the coherence peak draws a similarity to other iron-based superconductors, which will be discussed later.

For an isotropic singlet superconductor, the SLRR far below T_c (Eq. 1) can be simplified $1/T_1 \sim e^{-\Delta(T)/k_B T}$, where $\Delta(T)$ is the superconducting gap. We fit the $1/^{77}T_1^{ab}$ with a constant gap slightly below T_c , and $\Delta \approx 10.8 \pm 2$ meV is obtained as shown by the fit in Fig. 3a. Such a large value produces $\Delta/k_B T_c \approx 3.8$, over

two times of the BCS value $\Delta/k_B T_c = 1.75$. Our obtained value is very close to the ARPES data²², and gives the bulk evidence for a strongly coupled, isotropic superconductor. Here we assumed that the gap opens quickly with temperature to get the full value of $\Delta(0) \sim 4k_B T_c$ about 2 Kelvin below T_c , so that the coherence peak diminishes naturally.

In all, the temperature behavior of the Knight shift and the SLRR data from T_c down to $T_c/2$ suggest a strongly coupled, singlet superconductivity with an isotropic gap, which is similar to other iron pnictides^{12,23}. From our data, we cannot give direct evidences for multiple superconducting gaps in $K_{0.8}Fe_2Se_2$. However, multiple gaps with close values in different bands should lead to a single gap behavior in the SLRR. Furthermore, the absence of the Hebel-Slichter coherence peak, well known in other iron pnictide superconductors, may be an indirect evidence for multiple gaps with strong impurity scattering effect²⁴.

For iron pnictides, an s_{\pm} gap symmetry has been suggested due to the interband interactions between the electron band and the hole band²⁵⁻²⁸. Antiferromagnetic spin fluctuations are probably also important for the superconductivity in both the iron pnictides²⁹ and the α -FeSe system²¹. In $K_{0.8}Fe_{2-x}Se_2$, however, the hole band is not observed in the center of the Brillouin zone due to heavy electron doping. The AFM fluctuations are not observed by NMR studies¹⁴. Then the issue rises how to connect the pairing symmetry with the band structure and the spin fluctuations in $K_{0.8}Fe_{2-x}Se_2$, since the superconducting properties are similar for different compounds. It is possible that other types of spin fluctuations are effective to the superconductivity^{16,17}.

Below $T_c/2$, The temperature behavior of the Knight shift and the SLRR are unexpected. In principle, $^{77}K_n(T)$ should drop to $K_c \approx 0.5\%$ as $T \rightarrow 0$ (or $K_s(T) \rightarrow 0$) for a singlet superconductor. However, the spin-part of the Knight shift $K_s^{ab}(T)$ below $T_c/2$ levels

off with a residual value of 0.09% (Fig. 2), by taking off our estimated value of $K_c \approx 0.05\%$. Currently we are not aware whether the large residual K_s as $T \rightarrow 0$ is intrinsic, or possibly due to vortex contributions.

The SLRR also shows a slower decrease with $1/T_1 \sim T^2$ below $T_c/2$ (Fig. 3c). In fact, such behavior has also been reported in various iron-based superconductors. If we assume the low temperature behavior is intrinsic, low energy excitations are expected to raise the Knight shift and the SLRR rate. Such small value may indicate small gap minimum on the Fermi surface. Applying a two-gap function for the $1/T_1$, a second gap of $\Delta_2 \sim 0.25T_c$ with a very low electron density of states ($\sim 0.1\%$) is obtained. Alternatively, these behaviors could also be caused by vortex core contribution³⁰, which is unlinked to the superconductivity regions. Measurements under different fields may be helpful to verify if the vortex contributions exists.

To summarize, our NMR Knight shift study on $K_{0.8}Fe_{2-x}Se_2$ has shown the bulk evidence of singlet superconductivity. The spin-lattice relaxation data further support a strongly coupled superconductor with an isotropic gap $\Delta \approx 3.8k_B T_c$. The coherence peak is not observed in the SLRR, and may be an indirect evidence for unconventional superconductivity. These observation draw a lot of similarities of the pairing symmetry among $K_{0.8}Fe_{2-x}Se_2$ and other iron-based superconductors, although their respective band structure and the magnetic correlations seem to be very different. We also observed a level off of the Knight shift and a low-power behavior of the SLRR below $T_c/2$, which are not understood.

The Authors acknowledge Professor Tao Li, Zhongyi Lu, Yaohua Su, Tao Xiang and Guangming Zhang for enlightening discussions. W.Y. and G.F.C. are supported by the National Natural Science Foundation of China (Grant Nos. 11074304 and 10974254) and the National Basic Research Program of China (Contract Nos. 2010CB923000 and 2011CBA00100).

* Electronic address: wqyu.phy@ruc.edu.cn

¹ Y. Kamihara, T. Watanabe, M. Hirano, and H. Hosono, *J. Am. Chem. Soc.* **130**, 3296 (2008).
² X. H. Chen, T. Wu, G. Wu, R. H. Liu, H. Chen, and D. F. Fang, *Nature* **453**, 761 (2008).
³ G. F. Chen, Z. Li, D. Wu, G. Li, W. Z. Hu, J. Dong, P. Zheng, J. L. Luo, and N. L. Wang, *Phys. Rev. Lett.* **100**, 247002 (2008).
⁴ Z. A. Ren et al., *Mater. Res. Inno.* **12**, 105 (2008).
⁵ J. Guo, S. Jin, G. Wang, S. Wang, K. Zhu, T. Zhou, M. He, and X. Chen, *Phys. Rev. B* **82**, 180520(R) (2010).
⁶ D. M. Wang, J. B. He, T.-L. Xia, and G. F. Chen, arXiv:1101.0789 (2011).
⁷ A. F. Wang et al., arXiv: 1012.5525 (2010).
⁸ M. Fang et al., arXiv:1012.5236 (2010).
⁹ Z. G. Chen et al., arXiv:1101.0572 (2011).
¹⁰ Z. Wang et al., arXiv:1101.2059 (2011).
¹¹ A. M. Zhang et al., arXiv: 1101.2168 (2011).

¹² H. Ding, P. Richard, K. Nakayama, K. Sugawara, T. Arakane, Y. Sekiba, A. Takayama, S. Souma, T. Sato, T. Takahashi, et al., *EPL* **83**, 47001 (2008).
¹³ Y. Zhang, L. X. Yang, M. Xu, Z. R. Ye, F. Chen, C. He, J. Jiang, B. P. Xie, J. J. Ying, X. F. Wang, et al., arXiv:1012.5980 (2010).
¹⁴ W. Yu, L. Ma, J. B. He, D. M. Wang, T.-L. Xia, and G. F. Chen, arXiv:1101.1017v1 (2011).
¹⁵ I. Shein and A. Ivanovskii, arXiv:1012.5164 (2010).
¹⁶ X. Yan, M. Gao, Z. Lu, and T. Xiang, arXiv:1012.5536 (2011).
¹⁷ X. Yan, M. Gao, Z. Lu, and T. Xiang, arXiv:1012.6015 (2011).
¹⁸ L. C. Hebel and C. P. Slichter, *Phys. Rev.* **113**, 1504 (1959).
¹⁹ L. C. Hebel, *Phys. Rev* **116**, 79 (1959).
²⁰ G. Zhang, Y. Su, Z. Lu, Z. Weng, D. Lee, and T. Xiang, *EPL* **86**, 37006 (2009).

- ²¹ T. Imai, K. Ahilan, F. L. Ning, T. M. McQueen, and R. J. Cava, Phys. Rev. Lett. **102**, 177005 (2009).
- ²² H. Wang et al., arXiv:1101.0462 (2011).
- ²³ L. Zhao et al., Chin. Phys. Lett. **25**, 4402 (2008).
- ²⁴ Y. Bang, H.-Y. Choi, and H. Won, Phys. Rev. B **79**, 054529 (2009).
- ²⁵ I. I. Mazin, D. J. Singh, M. D. Johannes, and M. H. Du, Phys. Rev. Lett. **101**, 057003 (2008).
- ²⁶ K. Kuroki, S. Onari, R. Arita, H. Usui, Y. Tanaka, H. Kontani, and H. Aoki, Phys. Rev. Lett. **101**, 087004 (2008).
- ²⁷ F. Wang, H. Zhai, Y. Ran, A. Vishwanath, and D. H. Lee, Phys. Rev. Lett. **102**, 047005 (2009).
- ²⁸ V. Cvetkovic and Z. Tesanovic, Europhysics Lett. **85**, 37002 (2009).
- ²⁹ F. L. Ning et al., Phys. Rev. Lett. **104**, 037001 (2010).
- ³⁰ F. Hammerath, S.-L. Drechsler, H.-J. Grafe, G. Lang, G. Fuchs, G. Behr, I. Eremin, M. M. Korshunov, and B. Büchner, Cond-Mat/0912.3682v1 (2009).