

Structured sublinear compressive sensing via belief propagation

Wei Dai, Olgica Milenkovic and Hoa Vin Pham

Department of Electrical and Computer Engineering, University of Illinois at Urbana-Champaign

February 4, 2018

Abstract

Compressive sensing (CS) is a sampling technique designed for reducing the complexity of sparse data acquisition. One of the major obstacles for practical deployment of CS techniques is the signal reconstruction time and the high storage cost of random sensing matrices. We propose a new structured compressive sensing scheme, based on codes of graphs, that allows for a joint design of structured sensing matrices and logarithmic-complexity reconstruction algorithms. The compressive sensing matrices can be shown to offer asymptotically optimal performance when used in combination with Orthogonal Matching Pursuit (OMP) methods. For more elaborate greedy reconstruction schemes, we propose a new family of list decoding belief propagation algorithms, as well as reinforced- and multiple-basis belief propagation algorithms. Our simulation results indicate that reinforced BP CS schemes offer very good complexity-performance tradeoffs for very sparse signal vectors.

Keywords: Belief Propagation, Compressive sensing, Low-Density Parity-Check codes, Orthogonal Matching Pursuit, restricted isometry constants, sparse approximation, Subspace Pursuit.

1 Introduction

Compressive sensing (CS) has received significant attention due to their various applications in signal processing, networking, MRI data acquisition, bioinformatics, and remote sensing [1]. CS is a sampling technique for compressible and/or K -sparse signals, i.e., signals that can be represented by $K \ll N$ significant coefficients over an N -dimensional basis. Sampling of a K -sparse, discrete-time signal \mathbf{x} of dimension N is accomplished by computing a measurement vector, \mathbf{y} , that consists of $m \ll N$ linear projections, i.e.,

$$\mathbf{y} = \Phi \mathbf{x}.$$

Here, Φ represents an $m \times N$ matrix, usually over the field of real numbers [2].

Although the reconstruction of the signal $\mathbf{x} \in \mathbb{R}^N$ from the possibly noisy random projections is an ill-posed task, the prior knowledge of signal sparsity allows for recovering \mathbf{x} in polynomial time using $m \ll N$ observations only. If the reconstruction problem is cast as an ℓ_0 minimization problem [3], it can be shown that in order to reconstruct a K -sparse signal \mathbf{x} , ℓ_0 minimization requires only $m = 2K$ random projections. In this setting, it is assumed that the signal and the measurements are noise-free.

Unfortunately, the ℓ_0 optimization problem is a combinatorial problem that for general instances of sensing is NP-hard.

The work by Donoho and Candes et. al. [1, 2, 4, 5] demonstrated that CS reconstruction is a polynomial time problem – conditioned on the constraint that more than $2K$ measurements are used. The key idea behind their approach is that it is not necessary to resort to ℓ_0 optimization to recover \mathbf{x} from the under-determined inverse problem: a much easier ℓ_1 optimization, based on Linear Programming (LP) techniques, yields an equivalent solution provided that the sensing matrix Φ satisfies the so called *restricted isometry property* (RIP), with a constant RIP parameter.

While LP techniques play an important role in designing computationally tractable CS decoders, their complexity renders them highly impractical for many applications. In such cases, the need for fast reconstruction algorithms – preferably operating in time linear in N , and without significant performance loss compared to LP methods – is of critical importance. A common approach to mitigating these problems is to increase the number of measurements and to use greedy reconstruction methods. Several classes of low-complexity reconstruction techniques were put forward as alternatives to linear programming (LP) recovery, including group testing methods [6], pursuit strategies such as Orthogonal Matching Pursuit (OMP), Subspace Pursuit (SP) and Compressive Sampling Matching Pursuit (CoSaMP) [7–10], and coding-theoretic techniques [11–13].

We focus our attention on two intertwined problems related to low-complexity CS reconstruction techniques. The first problem is concerned with designing structured matrices that provide RIP-type performance guarantees, since such matrices have low storage complexity and may potentially yield to faster reconstruction approaches. The second problem is concerned with how to most efficiently exploit the structure of the sensing matrix in order to further reduce the reconstruction complexity of greedy-like methods that use correlation maximization as one of their key steps. The solution we propose addresses both issues, and can be succinctly described as follows.

It is known that random Bernoulli matrices – matrices with i.i.d. Bernoulli(1/2) distributed entries – have constant RIP parameters with a number of measurements proportional to $K \log(N/K)$ [1, 5]. This number of measurements suffices for exact reconstruction of K -sparse signals using LP methods. One property of Bernoulli matrices is that, for sufficiently large dimensions, the fraction of the symbols $+1$ and -1 per row and per column is close to one half. Furthermore, a similar property holds for any sufficiently large submatrix of the matrix. One approach to designing structured compressive sensing matrices would be to try mimicking this property of Bernoulli matrices and then showing that the matrices indeed have a constant RIP parameter.

This task can be accomplished via linear error-correcting coding. Due to the linear structure of the code, using codewords of a binary linear code with zeros replaced by $+1$'s and ones by -1 's as columns of the matrix ensures the row-weight balancing property. Furthermore, if the weight of the codewords is chosen close to half of the codelength, similar concentration results will hold for the columns of the sensing matrix.

The idea of using linear error-correcting codes was first proposed in [14], where encodings of Reed-Muller codewords were used for columns of a compressive sensing matrix [15, 16]. The authors proposed independently a similar framework based on low-density parity-check codes [17] in [18], and some follow-

up results on this work were reported in [19]. Another approach for constructing sensing matrices by trying to match their distribution of singular values to that of Bernoulli matrices was put forward in [20, 21].

The advantage of using sensing matrices based on error-control codes from the perspective of reconstruction complexity is best explained in the context of greedy algorithms, as argued in our earlier work [18]. A key step of greedy reconstruction algorithms is to compute the correlations of the observed vector \mathbf{y} with the columns of the sensing matrix Φ , and to identify the column with the largest correlation. When the columns of the matrix represent codewords of a linear code, this problem reduces to the extensively studied maximum likelihood (ML) decoding problem. For certain classes of codes, near-ML decoding can be performed in time linear in the length of the code, which in the described setting implies that near-optimal correlation optimization can be performed in time proportional to the number of rows, and not the number of columns of the sensing matrix.

We focus on codes that lead to reconstruction techniques with sublinear – more precisely – logarithmic complexity in N . The basic construction and decoding methods are based on ideas from codes on graphs and iterative decoding. We show how a simple combination of reinforced belief propagation (BP) [22] and a novel list decoding method can be coupled with the greedy SP algorithm to produce good reconstruction algorithms with logarithmic complexity, for the case of “super-sparse” signals previously studied in [23]. As already mentioned, the BP algorithm operates on the columns of the matrix Φ of length m , and consequently, its reconstruction complexity is $O(m)$.

Before outlining the organization of the paper, we would like to describe the context of our work within the vast literature on compressive sensing. Sublinear reconstruction techniques were first investigated in [23–26], while *sparse sensing matrices* coupled with BP decoding were considered in [11, 25]. An idea for sublinear compressive sensing reconstruction inspired by Sudoku was described in [24], but the algorithm works only for input signals with special structural properties where one requires that all sums of subsets of coefficients are distinguishable (which is rather restrictive for binary vectors), and where the measurement matrix is random. Furthermore, the reconstruction is only partial, in so far that the reconstruction complexity strongly depends on the number of recovered entries of the sensed vector.

Our approach differs from all the aforementioned results in so far that it *does not use sparse sensing matrices* that are known to incur a performance loss compared to dense matrices, such as Bernoulli matrices. Although our structured sensing matrices are dense, they are constructed using codewords of large minimum distance LDPC codes which themselves have sparse matrix descriptions (i.e., sparse parity-check matrices). Furthermore, no high-complexity pre-processing is required and unlike the approach in [23], the complexity of the algorithm is not polylog in N , but only logarithmic in N ; and, as opposed to using sparse matrices without RIP guarantees, our approach utilizes *structured dense matrices* constructed from sparse matrices that are asymptotically optimal with respect to the achievable coherence parameters.

The problems addressed in this paper are equally relevant to questions arising in storage and wireless communication systems, since a major part of analysis is focused on BP decoding for channels with severe user interference. The framework proposed in this paper also allows for handling measurement

noise, but the underlying results will be described elsewhere.

The paper is organized as follows. Section 2 provides a brief introduction to compressive sensing. Section 3 includes the description of a structured design approach for compressive sensing matrices Φ , amenable for $O(K^u \log N)$ complexity decoding of super-sparse vectors, with $u = 2$ or $u = 3$. This section also contains the main analytical results of the paper. Section 4 describes a new “biased list decoding” framework for BP algorithms, a new CS-oriented reinforced BP algorithm, as well as the description of multiple-basis belief propagation algorithm for CS reconstruction. Section 5 presents the simulation results, while Section 6 contains our concluding remarks.

2 Compressive Sensing and the Restricted Isometry Property

Let \mathbf{x} be an N -dimensional real-valued signal with at most K non-zero components, henceforth called a K -sparse signal. Let $\text{supp}(\mathbf{x})$ denote the set of indices of the non-zero coordinates of the vector $\mathbf{x} = (x_1, \dots, x_N)$, and let $|\text{supp}(\mathbf{x})| = \|\cdot\|_0$ denote the support size of \mathbf{x} , or equivalently, its ℓ_0 norm. Assume next that $\mathbf{x} \in \mathbb{R}^N$ is an unknown signal with $|\text{supp}(\mathbf{x})| \leq K$, and assume that $\mathbf{y} \in \mathbb{R}^m$ is an observation of \mathbf{x} generated via m linear measurements, i.e., $\mathbf{y} = \Phi \mathbf{x}$, where $\Phi \in \mathbb{R}^{m \times N}$ is referred to as the *sensing matrix*.

We are concerned with the problem of low-complexity recovery of the unknown signal \mathbf{x} from the measurement \mathbf{y} for the case that $K \ll N$. A natural formulation of the recovery problem is within an ℓ_0 norm minimization framework, which seeks a solution to the problem

$$\min \|\mathbf{x}\|_0 \text{ subject to } \mathbf{y} = \Phi \mathbf{x}.$$

Unfortunately, the above ℓ_0 minimization problem is NP-hard, and hence cannot be used for practical applications [4].

One way to avoid using this computationally intractable formulation is to consider a ℓ_1 optimization problem,

$$\min \|\mathbf{x}\|_1 \text{ subject to } \mathbf{y} = \Phi \mathbf{x},$$

where

$$\|\mathbf{x}\|_1 = \sum_{i=1}^N |x_i|$$

denotes the ℓ_1 norm of the vector \mathbf{x} .

The main advantage of the ℓ_1 minimization approach is that it is a convex optimization problem that can be solved efficiently via linear programming (LP) techniques. This method is therefore frequently referred to as ℓ_1 -LP reconstruction [4, 27], and its reconstruction complexity equals $O(m^2 N^{3/2})$ for small m , and $O(N^3)$ for large m . The method is based on interior point LP solvers [28].

The reconstruction accuracy of the ℓ_1 -LP method is described by the *restricted isometry property* (RIP), formally defined below.

Definition 1 Let $\Phi \in \mathbb{R}^{m \times N}$, $\mathbf{x} \in \mathbb{R}^N$ and $I \subset \{1, \dots, N\}$. Also, let the matrix Φ_I consist of the columns of Φ indexed by $i \in I$; similarly, let \mathbf{x}_I denote a vector composed of the entries of \mathbf{x} indexed by the same set I . The space spanned by the columns of Φ_I is denoted by $\text{span}(\Phi_I)$.

Definition 2 A matrix $\Phi \in \mathbb{R}^{m \times N}$ is said to satisfy the Restricted Isometry Property (RIP) with parameters (K, δ) for $K \leq m$, $0 \leq \delta \leq 1$, if for all index sets $I \subset \{1, \dots, N\}$ such that $|I| \leq K$, and for all $\mathbf{q} \in \mathbb{R}^{|I|}$, one has

$$(1 - \delta) \|\mathbf{q}\|_2^2 \leq \|\Phi_I \mathbf{q}\|_2^2 \leq (1 + \delta) \|\mathbf{q}\|_2^2. \quad (1)$$

We define δ_K , the RIP constant, as the infimum of all parameters δ for which the RIP holds, i.e.

$$\delta_K := \inf \left\{ \delta : (1 - \delta) \|\mathbf{q}\|_2^2 \leq \|\Phi_I \mathbf{q}\|_2^2 \leq (1 + \delta) \|\mathbf{q}\|_2^2, \quad \forall |I| \leq K, \forall \mathbf{q} \in \mathbb{R}^{|I|} \right\}. \quad (2)$$

Remark 1 Most known families of matrices satisfying the RIP property with optimal or near-optimal performance guarantees are random [27, 29]. Note that the storage complexity of such random matrices satisfying the RIP property is very large. Alternative sensing matrix design methods rely on structured designs which may mitigate this problem (see [15, 16, 21, 30–32]).

There exists an important connection between the LP reconstruction accuracy and the RIP property, first described by Candés and Tao in [4]. If the sampling matrix Φ satisfies the RIP with constants δ_K , δ_{2K} , and δ_{3K} , such that

$$\delta_K + \delta_{2K} + \delta_{3K} < 1, \quad (3)$$

then the ℓ_1 -LP algorithm will reconstruct all K -sparse signals exactly.

An alternative to ℓ_1 methods is the family of greedy algorithms, including OMP, Regularized OMP, Stagewise OMP, SP and CoSaMP algorithms [7–9, 33, 34]. The basic idea behind these methods is to find the support of the unknown signal sequentially. At each iteration of the algorithms, one or several coordinates of the vector \mathbf{x} are selected for testing, based on the correlation magnitudes between the columns of Φ and the regularized measurement vector. If deemed sufficiently reliable, the candidate column indices are used for the current estimate of the support set of \mathbf{x} . The greedy algorithms iterate this procedure until all the coordinates in the correct support set are included in the estimated support set or until reconstruction failure is declared.

OMP techniques were recently extended in a manner that allows for adaptively adding or removing sets of column candidates from the estimated list of columns. One algorithm that uses this idea is SP algorithm (for more details regarding the SP algorithm, the interested reader is referred to [8]). Here, $\mathbf{y}_r^\ell = \text{resid}(\mathbf{y}, \Phi_{T^\ell})$ denotes the residual vector of the projection of vector \mathbf{y} onto the subspace spanned by Φ_{T^ℓ} . For completeness, the flow-charts of the OMP and SP algorithms are given in Table 1 and Table 2, respectively. Note that the columns of Φ are denoted by $\varphi_1, \dots, \varphi_N$.

The computational complexity of OMP strategies depends on the number of iterations needed for exact reconstruction: standard OMP always runs through K iterations, and therefore its reconstruction complexity is roughly $O(KmN)$ operations. The same is true of the SP algorithm, except that for some classes of sensing vectors the complexity can be brought down to $O(mN \log K)$.

An important open question in CS theory is how to devise structured low-dimensional sensing matrices that can be decoded with very low complexity algorithms that exploit the structural properties of the matrices. Restricting the choices for the sensing matrix to a special class of matrices necessarily introduces a performance loss, and one would like to investigate the trade-off between the performance loss and complexity of such reconstruction algorithms. Our results pertaining to these questions are presented in the following sections.

Table 1: The OMP Algorithm

Input: \mathbf{y} , Φ and an error threshold ϵ_0

Initialization: Initialize $k = 0$ and set:

- The initial solution to $\mathbf{x}^0 = 0$.
- The residual, $\text{resid}(\mathbf{y}, \Phi)$, to $\mathbf{r}^0 = \mathbf{y} - \Phi \mathbf{x}^0 = \mathbf{y}$.
- The initial support set to $\mathcal{S}^0 = \text{supp}(\mathbf{x}^0) = \emptyset$.

Main iteration: Increase k by 1 and perform the following steps

- Compute the errors $\epsilon(j) = \min_{z_j} \|z_j \varphi_j - \mathbf{r}^{k-1}\|_2^2$, where φ_j denotes the j -th column of Φ and $z_j \in \mathbb{R}$.
- Update the support: Find a “minimizer”, j_0 , of $\epsilon(j) : j \notin \mathcal{S}^{k-1}, \epsilon(j_0) \leq \epsilon(j)$, and update $\mathcal{S}^k = \mathcal{S}^{k-1} \cup j_0$.
- Compute \mathbf{x}^k , the “minimizer” of $\|\Phi \mathbf{x} - \mathbf{y}\|_2^2$ subject to $\text{supp}(\mathbf{x}) = \mathcal{S}^k$.
- Update residual: Compute $\mathbf{r}^k = \mathbf{y} - \Phi \mathbf{x}^k$.
- Stopping rule: If $\|\mathbf{r}^k\|_2 < \epsilon_0$, stop. Otherwise, run another iteration.

Output: The solution is \mathbf{x}^K , obtained after K iterations.

3 Compressive Sensing Using LDPC Codes

A binary linear block code with parameters $[m, s, d_{\min}]$, \mathcal{C} , is a s -dimensional subspace of an m -dimensional vector space over the finite field \mathbb{F}_2 . Less formally, a code is a collection of codewords of length m that encode s information bits using $m - s$ parity-check bits. The parameter d_{\min} is the minimum distance of the code, defined as the smallest Hamming distance (total coordinate distance) between any pair of distinct codewords. The code rate is defined as $R = s/m$ ¹.

A set of s basis-vectors of the subspace, arranged row-wise, forms a generator matrix of the code, denoted by \mathbf{G} . A set of $m - s$ basis-vectors of the null-space of \mathcal{C} , arranged row-wise, forms a parity-check matrix of the code, denoted by \mathbf{H} . Clearly, $\mathbf{c} \in \mathcal{C}$ iff $\mathbf{H}\mathbf{c} = \mathbf{0}$. A low-density parity-check (LDPC) code is a linear block code with at least one “sparse” parity-check matrix [17]. The word “sparse” is given different meanings in different contexts. In this work, “sparse” refers to the property that every column or row of parity-check matrix has at most w_c or w_r non-zero entries, respectively, where w_c and w_r are constants that do not depend on m or s .

¹Note that our notation does not follow the standards in coding literature when it comes to denoting the codelength and dimension. We use this notation to prevent confusion with the standard notation used in compressive sensing literature.

Table 2: The SP Algorithm

Input: K, Φ, \mathbf{y}

Initialization:

1. $T^0 = \{K \text{ indices corresponding to the largest magnitude entries in the vector } \Phi^* \mathbf{y}\}$, where Φ^* denotes the transpose of Φ .
2. $\mathbf{y}_r^0 = \text{resid}(\mathbf{y}, \Phi_{T^0})$.

Iteration: At the ℓ^{th} iteration, go through the following steps

1. $\tilde{T}^\ell = T^{\ell-1} \cup \{K \text{ indices corresponding to the largest magnitude entries in the vector } \Phi^* \mathbf{y}_r^{\ell-1}\}$.
2. Set $\mathbf{x}_p = \Phi_{\tilde{T}^\ell}^\dagger \mathbf{y}$.
3. $T^\ell = \{K \text{ indices corresponding to the largest elements of } \mathbf{x}_p\}$.
4. $\mathbf{y}_r^\ell = \text{resid}(\mathbf{y}, \Phi_{T^\ell})$.
5. If $\|\mathbf{y}_r^\ell\|_2 > \|\mathbf{y}_r^{\ell-1}\|_2$, let $T^\ell = T^{\ell-1}$ and quit the iteration.

Output:

1. The estimated signal $\hat{\mathbf{x}}$, satisfying $\hat{\mathbf{x}}_{\{1, \dots, N\} - T^\ell} = \mathbf{0}$ and $\hat{\mathbf{x}}_{T^\ell} = \Phi_{T^\ell}^\dagger \mathbf{y}$.

3.1 Sensing Matrix Construction

Consider a $[m, s, d_{\min}]$ LDPC code \mathcal{C} that does not contain the all-ones codeword. We construct a $m \times (N = 2^s - 1)$ sensing matrix Φ in the following manner².

First, we convert all non-zero codewords of \mathcal{C} into their *Binary Phase Shift Keying* (BPSK) images, defined via the mapping $+1 \rightarrow -1$ and $0 \rightarrow +1$. Subsequently, we normalize each image by $1/\sqrt{m}$. These normalized codewords are used as columns of the matrix Φ . The columns of Φ are, as before, denoted by $\varphi_1, \dots, \varphi_N$, while $\mathbf{c}_1, \dots, \mathbf{c}_N$ are used to denote their corresponding codewords. Since LDPC codes are linear codes, one can arrange the columns of Φ lexicographically, so that locating one column of Φ requires the order of $O(\log N)$ operations.

The crux behind choosing a sensing matrix of this form is as follows: one of the most expensive steps in OMP and SP reconstruction is *correlation maximization*. Choosing Φ to be composed of codewords of a binary linear code allows one to recast the problem of correlation maximization as the problem of finding the maximum likelihood (ML) codeword. Furthermore, due to the fact that LDPC codes are linear, each row of Φ has $N/2$ negative and $N/2 - 1$ positive entries. To ensure that the matrix

²Note that the proposed construction apparently imposes a restriction on the size of the sensing matrix in so far that the number of columns N has to be one less than a power of two. But this restriction is not a strict one: it is possible to leave out as many codewords/columns of the matrix as needed to bring it to the size required by the application at hand. None of the performance guarantees are affected by this modification.

Φ “globally” mimics the properties of a random Bernoulli matrix, one also needs to ensure that the columns of Φ (codewords of the code) have weight close to $m/2$. Henceforth, we refer to matrices that have such properties as “Bernoulli-like” matrices. One has to ensure that these properties hold locally as well, which can be achieved by enforcing similar constraints on subcodes of the code.

With respect to the first problem, we show that LDPC code with sharply concentrated distance spectra around $m/2$ exist. Regarding the second issue, we demonstrate that support weight enumerators [35] can be used to characterize the “local Bernoulli structure” of the matrix Φ .

As before, let $\mathbf{x} \in \mathbb{R}^N$ be a K -sparse signal, and let $\mathbf{y} \in \mathbb{R}^m$ be the CS observation vector. The maximum correlation between distinct columns of the matrix is denoted by

$$\mu \triangleq \max_{i \neq j} |\langle \varphi_i, \varphi_j \rangle|,$$

where

$$\langle \varphi_i, \varphi_j \rangle = \sum_{l=1}^m \varphi_{i,l} \varphi_{j,l}.$$

The parameter μ is called the coherence parameter of the matrix Φ . There exists a fundamental lower bound on the value of the coherence parameter,

$$\mu \geq \frac{c}{\sqrt{m}},$$

where c denotes a constant (see [36] and references therein).

Most performance guarantees of OMP algorithms are expressed in terms of this parameter. The standard OMP algorithm guarantees exact recovery of the vector \mathbf{x} as long as $\mu \leq 1/2K$ [37]. Such a bound, as we show later, holds for sensing “Bernoulli-like” matrices based on LDPC codes.

It is straightforward to express the coherence parameter of the code-based matrix Φ in terms of the Hamming distance d_H between codewords, as shown below:

$$\begin{aligned} \langle \varphi_i, \varphi_j \rangle &= \sum_{l=1}^m \varphi_{i,l} \varphi_{j,l} = \sum_{\substack{1 \leq l \leq m \\ \varphi_{i,l} = \varphi_{j,l}}} \frac{1}{m} + \sum_{\substack{1 \leq l \leq m \\ \varphi_{i,l} \neq \varphi_{j,l}}} \left(-\frac{1}{m}\right) = 1 - \frac{d_H(c_i, c_j)}{m} - \frac{d_H(c_i, c_j)}{m} \\ &= 1 - \frac{2d_H(c_i, c_j)}{m}. \end{aligned}$$

Here, $d_H(c_i, c_j)$ denotes the Hamming distance between the codewords c_i and c_j . Note that if for all $i \neq j$,

$$\frac{d_H(c_i, c_j)}{m} > \frac{1}{2} - \frac{1}{4K}, \text{ then } \frac{m - 2d_H(c_i, c_j)}{m} < \frac{1}{2K},$$

and if for all $i \neq j$,

$$\frac{d_H(c_i, c_j)}{m} < \frac{1}{2} + \frac{1}{4K}, \text{ then, } \frac{m - 2d_H(c_i, c_j)}{m} > -\frac{1}{2K}.$$

Consequently, it holds that

$$\frac{d_H(c_i, c_j)}{m} \in \left(\frac{1}{2} - \frac{1}{4K}, \frac{1}{2} + \frac{1}{4K} \right) \Rightarrow |\langle \varphi_i, \varphi_j \rangle| < \frac{1}{2K}.$$

Hence, to guarantee exact recovery with the OMP algorithm for all K -sparse signals, we need to identify LDPC codes with

$$\frac{1}{2} - \frac{1}{4K} < \frac{d_H(c_i, c_j)}{m} < \frac{1}{2} + \frac{1}{4K}, \forall i \neq j.$$

That such LDPC codes indeed exist is shown in the proposition below. In the proof, we use the following ensemble of codes from [38].

Ensemble E: The parity-check matrix \mathbf{H} of the code is chosen with uniform probability from the ensemble of $(m-s) \times m$ (0,1)-matrices with row sums equal to w_r . Such codes are referred to as row-regular codes.

Proposition 1 *Consider an LDPC code with codewords c_ℓ , $\ell = 1, \dots, N$, from the Ensemble E with odd $w_r \geq 3$. Let $K \in \mathbb{Z}^+$ and let $K, m, N = 2^s$ go to infinity with $m \geq cK^2 \log N$ for some constant c . Then, with probability at least $1 - e^{-m\nu}$, for some constant $\nu > 0$, one has*

$$\frac{1}{2} - \frac{1}{4K} < \frac{d_H(c_i, c_j)}{m} < \frac{1}{2} + \frac{1}{4K}, \quad \forall i \neq j. \quad (4)$$

Remark 2 *For even values of w_r , since both all-zero and all-one codewords are in the code, (4) is obviously not satisfied. In this case, one needs to expurgate all the codewords starting with the symbol 0 (or, alternatively, starting with the symbol 1). This does not, however, change the asymptotic formula for the rate of the code. Also, note that in this case, the number of rows of the sensing matrix is K -times larger than the smallest number needed for LP reconstruction methods.*

To prove Proposition 1, we introduce the following terminology.

Let \mathcal{C}_m be an ensemble of codes of length m defined by parity-check matrices of size $(m-s) \times m$. For a code $\mathcal{C} \in \mathcal{C}_m$, let

$$B_i(\mathcal{C}) = |\{\mathbf{c} \in \mathcal{C} : \text{wt}(\mathbf{c}) = i\}|, \quad i = 0, 1, \dots, m,$$

where $\text{wt}(\cdot)$ denotes the Hamming weight. The average ensemble distance distribution is

$$\bar{B}(\mathcal{C}_m) = (\bar{B}_0(\mathcal{C}_m), \bar{B}_1(\mathcal{C}_m), \dots, \bar{B}_m(\mathcal{C}_m)),$$

where

$$\bar{B}_i(\mathcal{C}_m) := \bar{B}_i = \frac{1}{|\mathcal{C}_m|} \sum_{\mathcal{C} \in \mathcal{C}_m} B_i(\mathcal{C}).$$

We use the following theorem from [38].

Theorem 1 *Let $\alpha := (m-s)/s = 1-R$. For $\theta \in (0, 1)$, the elements of the average distance distribution are of the form*

$$b_\theta := \lim_{m \rightarrow \infty} \frac{1}{m} \ln \bar{B}_{\theta m} = H(\theta) + p_\theta^\alpha,$$

where $H(\theta)$ denotes Shannon's entropy function. For ensemble E, one has the following formula

$$p_\theta^\alpha = \alpha \ln \left(\frac{1 + (1 - 2\theta)^{w_r}}{2} \right).$$

Proof of Proposition 1: Following the approach of [38], we need to prove that with high probability, $b_\theta < 0$ for any $\theta \notin \left(\frac{1}{2} - \frac{1}{4K}, \frac{1}{2} + \frac{1}{4K}\right)$. If $b_\theta < 0$, the average number of codewords of weight θm in the ensemble goes to zero as the length of the codes increases.

Let $\theta^- = \frac{1}{2} - \frac{1}{4K}$ and choose $\epsilon > 0$ such that $\theta = \frac{1-\epsilon}{2}$. Then

$$\begin{aligned} H(\theta) &= \log 2 - \frac{1-\epsilon}{2} \log(1-\epsilon) - \frac{1+\epsilon}{2} \log(1+\epsilon) = \log 2 - \frac{1-\epsilon}{2} \left(-\epsilon + \frac{\epsilon^2}{2} + o(\epsilon^2) \right) \\ &\quad - \frac{1+\epsilon}{2} \left(\epsilon + \frac{\epsilon^2}{2} + o(\epsilon^2) \right) = \log 2 - \frac{3\epsilon^2}{2} + o(\epsilon^2). \end{aligned}$$

With $\theta^- = \frac{1}{2} - \frac{1}{4K}$ or $\epsilon^- = \frac{1}{2K}$, (5) becomes $H(\theta^-) = \log 2 - \frac{3}{8K^2} + o\left(\frac{1}{K^2}\right)$. Note that $H(\theta) \leq H(\theta^-), \forall \theta < \theta^-$. Then, for $\alpha = 1 - R$,

$$\begin{aligned} b_\theta &\leq b_{\theta^-} = H(\theta^-) + p_{\theta^-}^\alpha = \log 2 - \frac{3}{8K^2} + o\left(\frac{1}{K^2}\right) - (1-R) \log 2 \\ &\quad + (1-R) \log \left(1 + \left(\frac{1}{2K}\right)^{w_r} \right) = R \log 2 - \frac{3}{8K^2} + o\left(\frac{1}{K^2}\right) + o\left(\frac{1}{K^{w_r}}\right). \end{aligned}$$

Similarly, one can prove that $\forall \theta > \theta^+ = \frac{1}{2} + \frac{1}{4K}$,

$$b_\theta \leq b_{\theta^+} = R \log 2 - \frac{3}{8K^2} + o\left(\frac{1}{K^2}\right) + o\left(\frac{1}{K^{w_r}}\right).$$

Therefore, if $R < \frac{1}{K^2 8 \log 2}$, or equivalently, if $m > (8/3) \log(2) K^2 \log N$, then $\forall \theta \notin \left(\frac{1}{2} - \frac{1}{4K}, \frac{1}{2} + \frac{1}{4K}\right)$, $b_\theta < 0$, when K, m, N go to infinity. This proves that the average ensemble's relative distance lies within the interval $\left(\frac{1}{2} - \frac{1}{4K}, \frac{1}{2} + \frac{1}{4K}\right)$ with probability at least $1 - e^{-m\nu}$, for some constant $\nu > 0$. Therefore, according to the probabilistic method, there exists at least one code which exceeds the average, and this proves the claimed results.

Remark 3 *Proposition 1 suggests that when $m \geq cK^2 \log N$, our construction ensures that the maximum correlation between distinct columns is small, i.e., $\mu \leq 1/2K$. In fact, the following proposition about random Bernoulli sensing matrix shows that our LDPC based construction is asymptotically as good as the random Bernoulli counterpart.*

Proposition 2 *Let $\mathbf{X} \in \mathbb{R}^{m \times N}$ whose entries are randomly drawn from the Bernoulli distribution with parameter $p = 1/2$. Let \mathbf{x}_i be the i^{th} column of the matrix \mathbf{X} . Let K, m, N approach infinity simultaneously. Then if and only if $m \geq cK^2 \log N$ for some constant $c > 0$, one has $\max_{i \neq j} \frac{1}{m} |\langle \mathbf{x}_i, \mathbf{x}_j \rangle| \leq \frac{1}{2K}$ with probability close to one.*

Proof of Proposition 2 See Appendix 6.1.

We can now bound the RIP parameter of the code-based matrix Φ . Applying the Gershgorin circle theorem [39] to the matrix $\mathbf{A} = \Phi_I^* \Phi_I$ shows that all the eigenvalues of \mathbf{A} lie in a disc $D(1, r)$ centered at one and with radius r , where

$$\begin{aligned} r &= \max_i \sum_{j \neq i} |\langle \varphi_i, \varphi_j \rangle|, \\ &< K\mu. \end{aligned}$$

Therefore, every eigenvalue λ of \mathbf{A} satisfies

$$1 - K\mu < \lambda < 1 + K\mu.$$

Hence, if $\mu \leq 1/2K$, it is easy to see that the RIP parameter satisfies

$$\delta_K \leq 1/2.$$

Alternatively, one can also easily show a more general result that any matrix with coherence parameter μ and sparsity parameter K satisfies the RIP with constant $\delta = (K - 1)\mu$. For the matrices based on LDPC codes, this result also implies $\delta < 1/2$

3.2 Higher Hamming Weights and the RIP

Henceforth, we consider two classes of sensing vectors \mathbf{x} . The first class, referred to as *binary* sensing vectors, has the property that all non-zero entries of the vector are equal to one. The second class has the property that the non-zero entries are drawn independently, following a standard Gaussian distribution. Such vectors will be called *Gaussian* sensing vectors.

We describe next an interesting connection between code invariants, known as higher weights and support weight distributions, and the RIP property restricted to *binary vectors* \mathbf{x} only. Furthermore, this example illustrates that local Bernoulli-like matrix properties depend on the support weights of the LDPC code used to construct Φ .

Consider four codewords of a linear code of length $m = 6$ and their BPSK images, shown below

$$\begin{aligned} &000000, 111100, 001100, 110000, \\ &+1 +1 +1 +1 +1 +1, -1 -1 -1 -1 +1 +1, \\ &+1 +1 -1 -1 +1 +1, -1 -1 +1 +1 +1 +1. \end{aligned}$$

Together, these four codewords form a linear code that may represent a *subcode* of a larger code. The effective length of the subcode is four, while the length of the code is six – the last two coordinates are fixed to zero.

Since a subcode of a linear block code that contains 2^s codewords, with $s \geq 2$, has the property that the total number of zeros and ones for each coordinate in the effective support is 2^{s-1} , one can partition the set of codewords into two subsets with 2^{s-2} zeros and ones per effective coordinate. Consequently, summing up the BPSK images of the words in these two partitions will produce identical vectors. Arbitrary translations of those vectors cannot be distinguished by any compressive sensing reconstruction algorithm. In the example above, the sum of the first two codewords equals the sum of the last two vectors.

The submatrix of Φ induced by codewords corresponding to a subcode contains sub-blocks of identical entries (equal to +1) at positions outside of the effective support of the subcode. As a consequence, if there exist many subcodes of small effective support size and relatively large dimension, the matrix Φ will not be a Bernoulli-like matrix in a local sense. In the example above, two out of six coordinates have a fixed value equal to one - and consequently, there exists a 2×2 submatrix of all ones in the induced sensing matrix.

Consequently, the “quality” of a code for binary vector CS can be partly characterized in terms of the support weight distribution: there should be as few as possible subcodes in the code of small

dimension and small effective support weight. Note that in addition to subcodes, there may exist other “indistinguishable” collections of codewords, but these are in general extremely hard to characterize for a given LDPC code.

None of the problems described above are encountered for the case of real-valued sensing vectors, since the probability of having the same weighting coefficients for two different subsets of columns is negligible. There exists a large body of work regarding the *higher weight and support weight distribution* of codes (see [35] and references within), which provide information on the smallest support of a subcode of given dimension and the number of such subcodes. In the lemma that follows, we use d_r to denote the r -th generalized Hamming weight of C , i.e., the size of the smallest support of an r -dimensional subcode of C . Additionally, $H(\gamma)$ denotes Shannon’s binary entropy function with parameter $0 < \gamma < 1$.

Lemma 1 [40] *Let the rate of a family of codes satisfy $R < 1 - 2^{-r}$ and let $\min\{\gamma \log_2(2^r - 1); r(\gamma + (r - 1)/n)\} < r(1 - R) - H(\gamma)$, for some non-negative integer parameter r . Assume that the codelength m of the codes is sufficiently large. Then almost all $[m, mR]$ codes C have $d_r(C) \geq \gamma m$.*

The following proposition provides a necessary condition on the rate of an LDPC code to satisfy the *binary vector* RIP property with $\delta_{2K} < \sqrt{2} - 1$, which guarantees exact recovery of K -sparse signals under LP reconstruction [41].

Proposition 3 *Consider an LDPC code-based sensing matrix Φ and a sparse binary input signal. The necessary condition on the rate of the corresponding LDPC code for Φ to satisfy the binary vector RIP property with parameter $\delta_K < \sqrt{2} - 1$ is*

$$R < 1 - \left(1 - \frac{\sqrt{2}}{K}\right) \frac{\log_2(K - 1)}{\log_2(K)} - \frac{H(\sqrt{2}/K)}{K}.$$

Proof of Proposition 3: We consider a binary vector \mathbf{x} whose $K = 2^r$ non-zero entries are at positions indexing K columns of Φ that form a translation of an r -dimensional subcode of C . Since for a subcode with effective length d_r , $m - d_r$ coordinates are equal to zero, it follows that

$$\|\Phi \mathbf{x}\|_2^2 = (m - d_r)K^2 \leq (1 - \gamma) m K^2.$$

Then, for Φ to satisfy the binary RIP property with parameter δ_K , one needs

$$(1 - \gamma)K^2 < (1 + \delta_K)K,$$

or

$$\gamma > 1 - \frac{1 + \delta_K}{K}.$$

Thus, we require

$$\gamma > 1 - \frac{\sqrt{2}}{K}. \tag{5}$$

Invoking the conditions of the Lemma 1, one can enforce

$$\gamma \log_2(K - 1) < \log_2(K)(1 - R) - H(\gamma),$$

or equivalently,

$$R < 1 - \gamma \frac{\log_2(K-1)}{\log_2(K)} - \frac{H(\gamma)}{\log_2(K)}. \quad (6)$$

From (5) and (6), one can obtain necessary conditions on the LDPC code rate R that ensure that the sensing matrix satisfies the binary RIP property with parameter $\delta_K < \sqrt{2} - 1$ as stated in Proposition 3. From the previous result, it can be seen that the code rate needs to be very small in order to ensure that a matrix with sufficiently strong RIP constant exists. However, this requirement is only a necessary condition for the binary RIP property, while the RIP property is a sufficient condition for exact CS reconstruction. In fact, the code-based sensing matrix still performs very well for much higher code rates, as shown in the Simulation Results section.

4 Algorithms

One of the main steps of greedy reconstruction algorithms is to identifying one (or multiple) columns of Φ that exhibit maximum correlation with the vector \mathbf{y} . Usually, such a step is implemented via exhaustive search, which meant that at each iteration of the procedure, one needs to compute N inner products and order them. The idea behind the CS technique based on LDPC sensing matrices is that columns of maximum correlation correspond to the most likely codewords, and can hence be efficiently identified using iterative decoding methods such as BP [17]. It is important to point out that BP decoders in this context operate in a vastly different regime than standard decoders: they must be able to handle high *interference noise* and potentially identify *lists* of most likely codewords for use in subspace pursuit techniques. Hence, BP methods have to be generalized to accommodate for signal interference through biasing and reinforcement.

The main contributions of our work in the context of reconstruction algorithm design are twofold. First, we propose a *novel* list decoding BP approach for binary sensing vectors. The idea behind the list decoder is to "bias" the components of the measurement vector \mathbf{y} in order to identify the most likely columns of the sensing matrix to have contributed to the observation. This biasing is coupled with a model for codeword interference borrowed from the theory of multiuser communication systems [42]. Second, we present the first modifications of M best codewords decoding, multiple-basis BP and reinforced BP in the context of compressive sensing reconstruction. All these algorithms are of independent interest in iterative decoding theory for interference channels.

In what follows, we start with a brief introduction of the BP algorithm and the reinforced BP algorithm. We then proceed to describe the list decoding BP method for binary sensing vectors. We conclude the section by describing how to adapt three generalizations of the BP algorithm to real-valued CS reconstruction.

4.1 The BP Algorithm

Decoding of LDPC codes is standardly performed in terms of iterative algorithms that exchange reliability messages between the variable nodes and the check nodes of a bipartite Tanner graph representation of the code. Such algorithms are collectively known as a message passing (MP) algorithms, and they

include the BP algorithm, and in particular, the sum-product algorithm. For completeness, we describe the sum-product algorithm of [43] below.

Throughout this section, we use $\mathcal{G}(\mathbf{H})$ to denote a suitably chosen bipartite Tanner graph of an LDPC code \mathcal{C} . The columns of \mathbf{H} are indexed by the elements of the set of variable nodes (left hand side nodes), $\mathcal{V}_{\mathcal{L}}$, of $\mathcal{G}(\mathbf{H})$, while the rows of \mathbf{H} are indexed by the set of check nodes (right hand side nodes) $\mathcal{V}_{\mathcal{R}}$ of $\mathcal{G}(\mathbf{H})$.

Let us denote the set of variable nodes neighboring a check node indexed by a by $\mathcal{N}(a) \equiv \{b : H_{ab} = 1\}$. Similarly, denote the set of check nodes neighboring a variable node indexed by b by $\mathcal{M}(b) \equiv \{a : H_{ab} = 1\}$; the notation $\mathcal{M}(b) \setminus a$ is reserved for the set $\mathcal{M}(b)$ excluding the check node a .

During BP decoding, two types of probability messages q_{ab,x_b} and r_{ab,x_b} are exchanged between a check node a and a variable node b if and only if the parity-check matrix has a nonzero entry at the respective position, i.e., if and only if $H_{ab} = 1$. Here, the message q_{ab,x_b} represents the probability that variable b of the transmitted codeword is x_b ($x_b \in \{0,1\}$) given the information provided by all check nodes incident to variable node b , excluding a and the channel output corresponding to the variable x_b . The message r_{ab,x_b} represents the probability of check node a being satisfied, provided that the variable b has value x_b while all other variables incident to the check node have a separable distribution. The probabilities $q_{ab,x_b}^{(l)}$, where the superscript (l) indicates the iteration index, are initialized to the prior channel probabilities, according to $q_{ab,0}^{(0)} = p_{b,0} = P(x_b = 0)$, and $q_{ab,1}^{(0)} = p_{b,1} = P(x_b = 1) = 1 - p_{b,0}$.

The *horizontal step* of the l -th iteration of the algorithm is initiated by computing the probabilities $r_{ab,x_b}^{(l)}$. This is accomplished in terms of the *fast implementation* approach described in [43]: first, $\delta r_{ab} = r_{ab,0}^{(l)} - r_{ab,1}^{(l)}$ is computed according to

$$\delta r_{ab} = \left(\prod_{b' \in \mathcal{N}(a)} (q_{ab',0}^{(l-1)} - q_{ab',1}^{(l-1)}) \right) / (q_{ab,0}^{(l-1)} - q_{ab,1}^{(l-1)}). \quad (7)$$

The horizontal step is terminated by computing $r_{ab,0} = \frac{1}{2}(1 + \delta r_{ab})$ and $r_{ab,1} = \frac{1}{2}(1 - \delta r_{ab})$.

During the *vertical step* of the l -th iteration of the BP algorithm, the values of $q_{ab,0}$ and $q_{ab,1}$ are updated as follows. First, the *pseudoposterior probabilities* of x_b being zero or one are found according to

$$\begin{aligned} q_{b,0}^{(l)} &= \alpha_b p_{b,0} \prod_{b \in \mathcal{M}(b)} r_{ab,0}^{(l)} \\ q_{b,1}^{(l)} &= \alpha_b p_{b,1} \prod_{b \in \mathcal{M}(b)} r_{ab,1}^{(l)}, \end{aligned} \quad (8)$$

where α_b is chosen so as to ensure $q_{b,0}^{(l)} + q_{b,1}^{(l)} = 1$. The probabilities described above are used for tentative decoding. The algorithm stops if the hard-decision values of the pseudoposterior probabilities represent a valid codeword of the LDPC code, i.e., a word \mathbf{c} such that $\mathbf{H}\mathbf{c}^T = \mathbf{0}$.

Otherwise, from the pseudoposterior probabilities, the values of $q_{ab,0}$ and $q_{ab,1}$ are calculated according to the equations:

$$\begin{aligned} q_{ab,0}^{(l)} &= \alpha_{ab} p_{b,0} \quad q_{b,0}^{(l)} / r_{ab,0}^{(l)} \\ q_{ab,1}^{(l)} &= \alpha_{ab} p_{b,1} \quad q_{b,1}^{(l)} / r_{ab,1}^{(l)}, \end{aligned} \quad (9)$$

where α_{ab} is chosen so that $q_{ab,0}^{(l)} + q_{ab,1}^{(l)} = 1$. These probabilities are passed on to the horizontal step of the next iteration.

4.2 Reinforced BP

The BP algorithm is known to efficiently reach a near-optimal solution whenever the variables are “biased” or directed towards such a solution. The idea behind reinforced BP is to provide an additional bias towards the correct solution by combining properly weighted messages from the past and the present [22]. The Tanner graph of the code and the reinforced decoder contains an additional level of nodes, the reinforcement nodes, that serve to store messages passed on by the algorithm in the past. We restrict our attention to memory-one reinforcement strategies, where only messages from one previous iteration are stored. The reinforced BP algorithm is described in detail below.

RBP modifies the messages from variable nodes to check nodes: the idea is to introduce an extra term into (9). This is accomplished as follows. Define the marginal function of variable b at iteration l as

$$g^{(l+1)}(b) \propto \prod_{a \in \mathcal{M}(b)} r_{ab,x_b}^{(l)}.$$

In RBP, the horizontal step (7) does not change compared to standard BP, whereas the vertical step (9) is modified as described below:

$$q_{ab,x_b}^{(l)} = \alpha_{ab} (g^{(l)}(b))^{\psi(l)} p_{b,x_b} \quad q_{b,x_b}^{(l)} / r_{ab,x_b}^{(l)}. \quad (10)$$

Here, $x_b \in \{0, 1\}$, α_{ab} is a normalization factor and $\psi(l) : [0, 1] \rightarrow [0, 1]$ is a non-decreasing function, often chosen to be of the form

$$\psi(l) = 1 - \psi_0 \psi_1^l,$$

where ψ_0, ψ_1 are in $[0, 1]$. The speed of convergence of reinforced BP depends on the values of $\psi(l)$, and therefore, these parameter have to be carefully chosen.

4.3 List Decoding BP, BP-OMP, and BP-SP for Binary Vectors

We focus our attention on a new class of BP decoders for binary vectors \mathbf{x} only. The BP decoder has the purpose to identify the column of Φ that maximizes the correlation with the measurement vector \mathbf{y} . In this setting, two observations are at place.

First, when $K = 2$, both columns (codewords) of Φ used in the superposition have the same correlation with \mathbf{y} . This is a particularly difficult setup for BP decoding, since the measurement vector \mathbf{y} may fall in the middle of the decision regions for the two codewords, but not converge to any of these two codewords. This motivates analyzing strategies for *biasing* the estimates for certain coordinates in \mathbf{y} so as to move the vector away from the boundary region. Biasing may be performed using reinforced BP, but as we show shortly, there is a much simpler and more efficient way to perform this biasing directly when the sensing vector is binary.

Second, whenever one tries to identify the column with largest correlation, all the remaining columns in the superposition act as interference. For large K , this interference may be very severe. Hence, the

question of interest is to find an adequate model for the interference and investigate the performance of BP decoders for a very non-standard operational regime - namely, a regime significantly below the code's designed threshold.

We start with the description of the biasing scheme for binary vectors. For illustrative purposes, we first describe the scheme for the case $K = 2$. We observe that for $K = 2$, the entries of the measurement vector \mathbf{y} must lie in the set $\{-2, 0, 2\}$. Whenever $y_i = +2$ or -2 , both entries of the two columns of Φ in the superposition must be $+1$, or -1 , respectively. For zero entries of \mathbf{y} , one column must take the value -1 and the other must take the value $+1$ at that given coordinate. Therefore, one simple idea is to bias the ± 2 entries toward some large value, ideally $\pm\infty$, to ensure that the BP algorithm decodes the corresponding bits correctly. One can further bias one of the remaining zero entries of \mathbf{y} either towards a large positive or negative value in order for the BP algorithm to decode it to $+1$ (or -1), respectively.

For the more general case, whenever $y_i = +K$ or $-K$, one can bias the corresponding entries towards some large positive or negative value, respectively. When $y_i \neq \pm K$, at least one of the columns must have the value $+1$ and at least one other column must have the value -1 at that coordinate. Note that biasing of values $\neq \pm K$ may be problematic, since either of the two values $+1$ and -1 is equally plausible for the ML codeword. Consequently, one should run the BP algorithm for different choices of biasing coordinates, which both increases the complexity of the scheme and makes the search list larger. Consequently, we restrict our attention to biasing $\pm K$ and $\pm(K - 1)$ values only, and limit the later biasing to only a few randomly chosen entries satisfying the required constraint. This leads only to a constant increase in complexity of the scheme. The generated list of potential columns (codewords) has to be expurgated from vectors that correspond to words obtained by divergent BP runs and repeated vectors. If the output list has more than K codewords, one outputs only K codewords from the list that have largest correlations with \mathbf{y} . Otherwise, if the list has less than K entries, one outputs the whole list augmented by a set of randomly chosen columns that make the list of size K .

As stated earlier, whenever one wants to identify a column φ_k in the superposition, the remaining columns act as interference.

The algorithm outlined above is summarized in *Algorithm 3*. The list decoding BP algorithm can be combined with standard OMP reconstruction techniques, as summarized in *Algorithm 4*. Furthermore, the SP algorithm can be easily modified to include the biased list-based BP decoding strategy as its correlation maximization step so as to reduce its overall complexity.

The performance of the BP list decoder can be assessed in several different ways. One way is to declare reconstruction success if at *least one* of the columns of Φ has been identified correctly. The second measure can be the probability of identifying *all* columns of Φ within the given superposition. The larger the size of the list, the larger the probability of finding the correct codewords in the list. However, increasing the list size also means larger computational complexity, since one has to run the BP algorithm for each element in the list.

Algorithm 1 Biased List-based BP (BLBP Algorithm)

Input: $K, \mathbf{H}, \mathbf{y}$, biasing list size L , large, a large positive biasing value B .

- Construct the list $\mathbf{R}\mathbf{X} = (\mathbf{r}\mathbf{x}^{(1)}, \mathbf{r}\mathbf{x}^{(2)}, \dots, \mathbf{r}\mathbf{x}^{(L)})$, where
 - $\mathbf{r}\mathbf{x}^{(1)} = \mathbf{y}$
 - $\mathbf{r}\mathbf{x}^{(2)}$ is the vector \mathbf{y} with entries $\pm K$ reset to $\pm B$
 - Randomly generate an index set \mathcal{J} of size $(L-2)/2$, where $rx_j = \pm(K-1), \forall j \in \mathcal{J}$.
 - For each $j \in \mathcal{J}$, bias the j^{th} coordinate of the vector $\mathbf{r}\mathbf{x}^{(2)}$ to $+B$ and $-B$ to get $\mathbf{r}\mathbf{x}^{(2l+1)}$ and $\mathbf{r}\mathbf{x}^{(2l+2)}$, respectively, ($l = 1, 2, \dots, (L-1)/2$).
- Run the BP algorithm for $\mathbf{r}\mathbf{x}^{(i)}$ and output a binary column vector $\hat{\mathbf{v}}_i$ ($i = 1, \dots, L$). Delete all the words which do not satisfy $\mathbf{H}\hat{\mathbf{v}}_i = 0$ and delete all the repetitions in the list.
- Output at most K words $\hat{\mathbf{v}}_i$ whose BPSK images have largest correlations with \mathbf{y} .

Output: A potential list of columns of Φ that contributed to \mathbf{y} .

It is straightforward to see that the computational complexity of the BP-OMP algorithm equals $O(KLm)$. This follows from the fact that BP runs in time proportional to the length of the code, provided that the number of iterations is fixed. For fixed list size L , which is the setup we used, the complexity equals $O(Km)$. It is worth pointing out that BP is a suboptimal algorithm, and that its exact analytical performance characterizations is still not known.

Algorithm 2 BP-OMP Algorithm

Input: $K, \mathbf{H}, \mathbf{y}, L, B$.

Initialization: $\mathbf{r}\mathbf{x} = \mathbf{y}$

Iteration: Run the iteration K times

- Run the Biased list-based BP algorithm and output a list of potential columns
- Pick the codeword \mathbf{v} whose BPSK image has largest correlation with $\mathbf{r}\mathbf{x}$
- Update: $K = K - 1, \mathbf{r}\mathbf{x} = \mathbf{y} - \text{BPSK}(\mathbf{v})$

Output: The list of K columns of Φ in the superposition.

4.4 List Decoding BP Methods for Gaussian Sensing Vectors

We describe next how to implement list decoders for real-valued sensing vectors. The biasing methods we described in section 4 can not be used for vectors \mathbf{x} that are non-binary, due to the fact that biasing is contingent on the vector \mathbf{y} having bounded integer values. To mitigate this problem, we propose using three different approaches, previously described in the context of graphical model analysis only. All these methods may be seen as schemes that bias the BP decoder performance in a way that allows one to generate multiple candidates for the ML codeword. The methods are the M Most Probable Config-

urations (MMPCs) algorithm [44], the multiple-basis belief propagation (MBBP) algorithm introduced by one of the authors in [45], and the previously described reinforced BP algorithm.

The idea behind the MMPCs algorithm can be summarized as follows. First, the most probable configuration \mathbf{x}_1 is found by running the BP algorithm. The symbol of largest marginal probability is consequently frozen to its complement. In the second step, the algorithm performs a search for the next best set of marginal values with the frozen symbol, and then recalculates the marginal probabilities. Freezing the symbol value allows one to avoid finding the most probable configuration once again in the second round of decoding. The output of the second step of the decoding process is denoted by \mathbf{x}_2 . Similarly, \mathbf{x}_k is found in such a way that it differs from $\mathbf{x}_1, \mathbf{x}_2, \dots, \mathbf{x}_{k-1}$ in at least one coordinate. The interested reader is referred to [44] for more details regarding this algorithm and several illustrative examples. The steps of the method, referred to as the MMPCs algorithm, were adapted from [44] and are summarized in Algorithm 3.

On the other hand, the MBBP algorithm utilizes several parity-check matrices in parallel to identify columns of Φ that have largest correlation with \mathbf{y} . The different parity-check matrices are carefully chosen so as to bias the decoders in as many different directions leading to a number of near-optimal solutions [45]. This can be attributed to the fact that parity-check matrices with different degree distributions are employed, which may perform differently for the same interference model.

The steps of the MBBP algorithm adapted for CS are summarized in Algorithm 4.

Note that both the MMPCs and MBBP algorithms may be applied to binary sensing vectors as well. The computational complexity of the algorithms is $O(Mm)$ and $O(Lm)$, where in the latter case, L is used to denote the number of parallel decoders (in analogy with the biased BP algorithm for binary vectors where L denotes the number of runs of the BP algorithm). Note that MBBP is performed in parallel for all decoders, and theoretically takes only $O(m)$ operations, but its storage complexity is L times higher due to the need for storing multiple parity-check matrices.

Finally, the MMPCs and MBBP algorithms may be combined with the OMP and SP algorithm for compressive sensing reconstruction. One problem associated with the use of these algorithms is that each run of MMPC may produce less than K vectors since the BP algorithm may not converge. To solve this problem, one may randomly pick columns of Φ to fill up the list, as described for binary sensing vectors.

5 Simulation Results

Throughout our simulation section, we follow a common practice in coding theory to illustrate the performance of different decoding/CS reconstruction algorithms on one fixed code. In our simulations, the code is a length 160 progressive edge growth (PEG) row-regular LDPC code [46]. The dimension of the code is $s = 10$, resulting in a coderate of $1/16$. In order to highlight the drawbacks and the advantages of different algorithms, we will describe our findings for other code parameters as well. For example, we may change the length of the code, or change its row- or column-degree.

In all our simulation, we model the interference as a zero-mean Gaussian variable with variance $\sigma_k^2 = \max(|\mathbf{y}|)(K - 1)/K$.

Algorithm 3 The MMPCs Algorithm

Input: $K, \mathbf{H}, \Phi, \mathbf{y}$.**Initialization**

$$\begin{aligned}\text{SCORE}_1(i, j) &= \max_{\mathbf{x}: \mathbf{x}(i)=j} \Pr(X = \mathbf{x}|\mathbf{y}), \\ \mathbf{x}_1(i) &= \arg \max_j \text{SCORE}_1(i, j), \\ \text{CONSTRAINTS}_1 &= \emptyset, \\ \text{USED}_2 &= \emptyset.\end{aligned}$$

Iteration: For $k = 2$ to K :

$$\begin{aligned}\text{SEARCH}_k &= (i, j, s < k : \mathbf{x}_s(i) \neq j, \\ &\quad (i, j, s) \notin \text{USED}_k), \\ (i_k, j_k, s_k) &= \arg \max_{(i, j, s) \in \text{SEARCH}_k} \text{SCORE}_s(i, j), \\ \text{CONSTRAINTS}_k &= \text{CONSTRAINTS}_{s_k} \cup \{(\mathbf{x}(i_k) = j_k)\}, \\ \text{SCORE}_k(i, j) &= \max_{\mathbf{x}(i)=j, \text{CONSTRAINTS}_{s_k}} \Pr(X = \mathbf{x}|\mathbf{y}), \\ \mathbf{x}_k(i) &= \arg \max_j \text{SCORE}_1(i, j), \\ \text{USED}_{k+1} &= \text{USED} \cup \{(i_k, j_k, s_k)\}, \\ \text{CONSTRAINTS}_{s_k} &= \text{CONSTRAINTS}_{s_k} \cup \{(\mathbf{x}(i_k) \neq j_k)\}, \\ \text{SCORE}_{s_k}(i, j) &= \max_{\mathbf{x}(i)=j, \text{CONSTRAINTS}_{s_k}} \Pr(X = \mathbf{x}|\mathbf{y}).\end{aligned}$$

Output: K vector with highest correlation with \mathbf{y}

Algorithm 4 MBBP Algorithm

Input: $K, \mathbf{H}_1, \mathbf{H}_2, \dots, \mathbf{H}_p, \mathbf{y}$

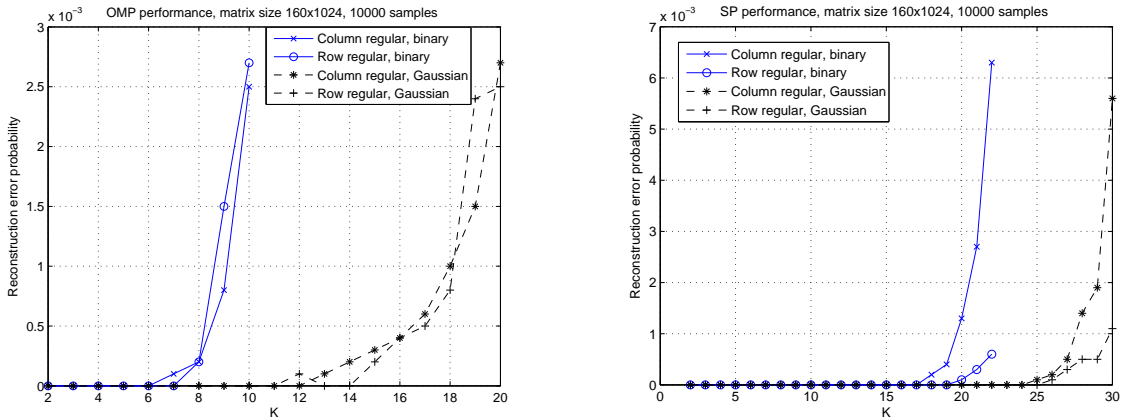
- For $i = 1$ to p : Run the standard BP algorithm on \mathbf{y} using the matrices \mathbf{H}_i , $i = 1, \dots, L$, and output a word \mathbf{v}_i for each decoder if it converges
- Delete all the column vectors which do not satisfy $\mathbf{H}\hat{\mathbf{v}}_i = 0$
- Output the codewords whose BPSK image have the highest correlation with the received vector

Output: One potential column of Φ in the superposition.

We start with an analysis of the performance loss of LDPC code based sensing matrices, as compared to random-like Bernoulli matrices. For our simulations, we generated two types of parity-check matrices. One class of matrices is generated randomly with uniform row-degree four and with columns of degree four or three (row-regular matrices) and the other class is generated randomly with uniform column-degree three and with rows of degree three and four (column-regular matrices). One can easily see that

with row-regular parity-check matrices, the all-one codeword is in the codebook. Therefore, there exist codewords $\mathbf{c}_1, \mathbf{c}_2$ in the codebook such that $\mathbf{c}_1 + \mathbf{c}_2 = \mathbf{1}$, or equivalently, codewords whose BPSK images cancel out. To avoid this problem, for row-regular parity check matrix, we only use the codewords whose first coordinate is zero in order to form the sensing matrix Φ . This coordinate is subsequently deleted from all the codewords. Hence, in this case, the code originally had dimension 11, and was subsequently shortened.

Figures 1 a) and b) illustrate the performance of the standard OMP and SP reconstruction algorithms applied to sensing matrices constructed using column-regular LDPC codes or row-regular LDPC codes. The performance plots are given for both binary and Gaussian sensing vectors. Figure 2 shows the same performance curves for a randomly generated sensing matrix of the same dimension, using realizations of i.i.d. Bernoulli random variables.



(a) Performance of the OMP algorithm with LDPC code based sensing matrices Φ . (b) Performance of the SP algorithm with LDPC code based sensing matrices Φ .

Figure 1: Reconstruction error probability of the standard OMP (a) and SP (b) algorithms.

The findings are rather interesting: they indicate that, at least with respect to the cut-off density (defined as the smallest value of K for which the reconstruction error is not confined below some small threshold probability) the LDPC code based sensing exhibit almost no performance loss compared to the random like matrices. For example, the cut-off for binary sensing vectors under OMP and SP reconstruction for random-like sensing matrices are equal to 8 and 18, respectively. For Gaussian signals, these thresholds change to 12 and 27, respectively. For LDPC code based matrices, the cut-off thresholds are only slightly smaller: 7 and 19, and 11 and 24, respectively. Note that row-regular codes seem to slightly outperform column-regular codes for this particular example, although we did not notice a general trend in performance gain/loss that can be attributed to this particular code characteristic - sometimes column-regular codes perform better than row-regular codes, and sometimes the opposite is true.

Next, we present simulation results for different BP correlation maximization strategies, coupled with the OMP and SP algorithm. The simulation results show that non-systematic LDPC code sensing matrices do not perform well under CS reconstruction when K is small. However, their systematic forms – forms given by $\mathbf{H}_s = [\mathbf{I}|\mathbf{P}]$, where \mathbf{I} denotes the identity matrix of size $(m - s)$ – of the matrices

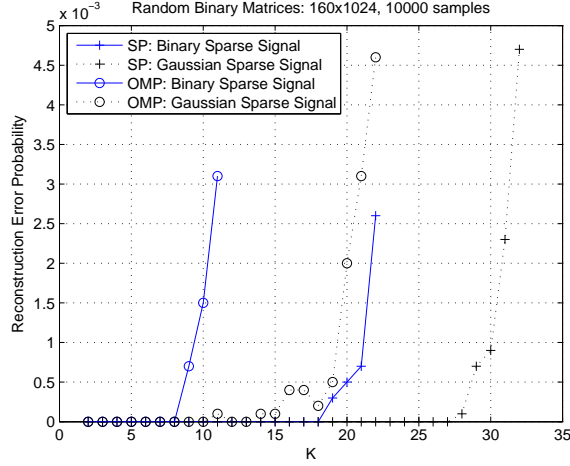
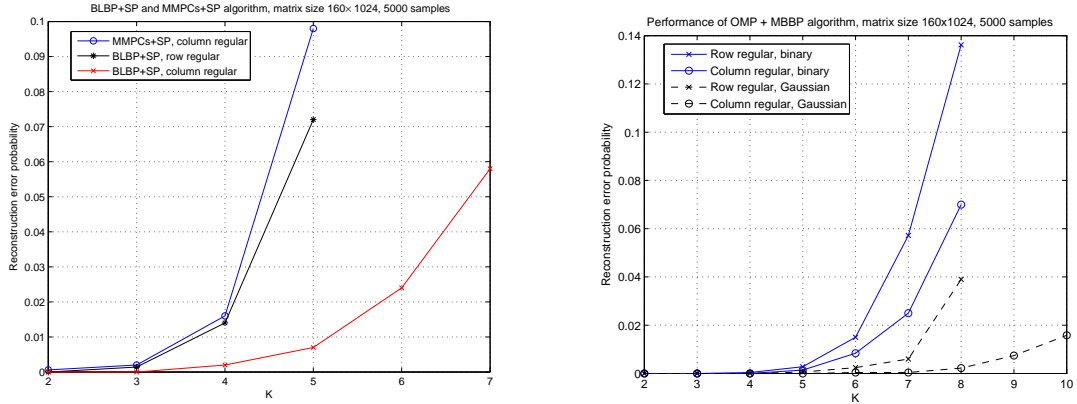


Figure 2: Performance of the OMP and SP algorithms with random sensing matrices Φ .

have very good performance. This suggests that in the high interference regime, systematic parity-check matrices work better than non-systematic ones. This may confirm the recently described results of [16], which can be very roughly stated as follows: for very low SNR regimes, “bad” LDPC codes outperform “good” ones.

Figures 3(a) and 3(b) illustrate the performance of the SP algorithm with a BP correlation maximization component and of the MMPCs-OMP algorithm. In both case, we used systematic forms of row-regular and column-regular parity-check matrices, resulting in sensing matrices of size 160×1024 . For the BP-SP algorithm, we used a list of size $L = 20$. The reconstruction error probability is defined as the probability of not finding all the correct columns in the output list. OMP algorithms combined with BP methods for identifying codewords with largest correlations exhibit slow convergence, which does not make them amenable for CS applications.



(a) Simulation results for the SP algorithm using the (b) Reconstruction error probability for the OMP algorithm using MBBP as its correlation maximization step.

Figure 3: Performance of list-decoding algorithms coupled with OMP and SP.

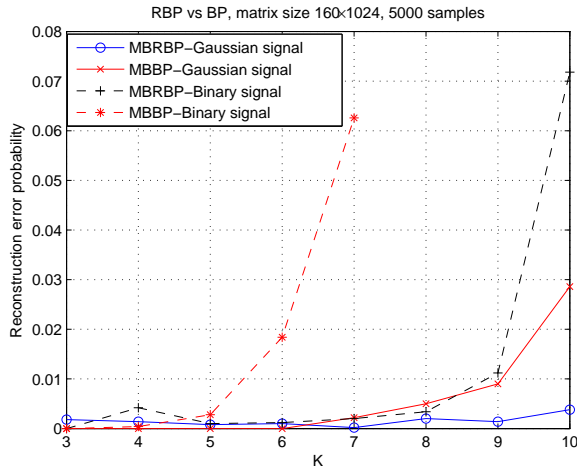


Figure 4: Reconstruction error probability of the OMP algorithm for binary and Gaussian sensing vectors, using BP or RBP as its correlation maximization step.

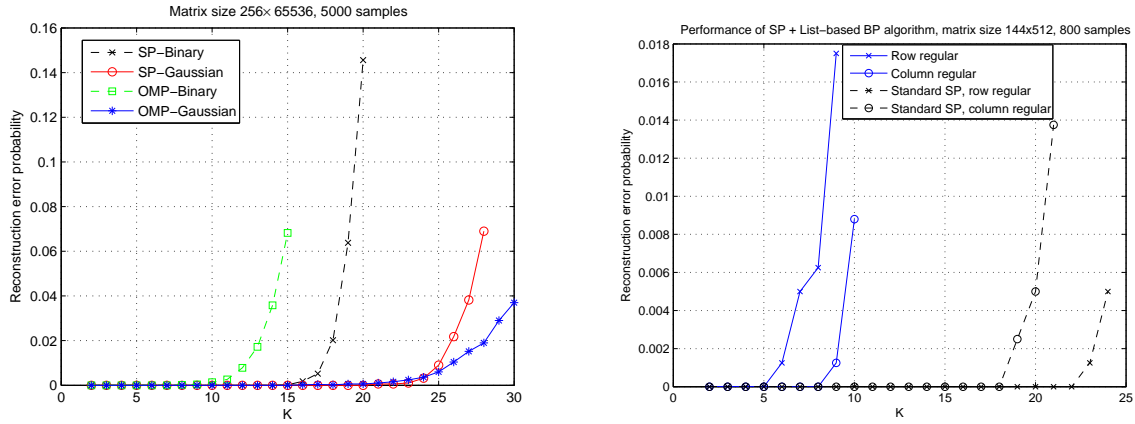
Figure 3(b) shows the simulation results for the OMP algorithm using MBBP as its correlation maximization step for both binary and Gaussian signals. We used four parity-check matrices ($p = 4$): one of them is either row-regular matrix or column-regular, while the remaining three parity-check matrices represent systematic forms of the original matrix, obtained via Gaussian elimination applied with different column orders. The reconstruction error probability is once again defined as the probability of not finding all the correct columns in the output list. As can be seen, the MBBP method performs well for Gaussian signals \mathbf{x} , although binary vectors still represent a reconstruction challenge.

Figure 4 compares the performance of the MBBP algorithm when using RBP (MBRBP) instead of the standard BP algorithm (MBBP). The parity-check matrix used for these simulations is column-regular. For the simulations, the parameters were set to $\psi_0 = 0.8$ and $\psi_1 = 0.99$. One can see that for small values of K , the standard BP algorithm performs slightly better than the RBP algorithm. However, RBP performs much better than BP for larger values of K .

Finally, we present simulation results for codelengths that differ from 160. Figure 5(a) illustrates the performance of a large dimensional sensing matrix (256×65536) constructed using LDPC codes. Figure 5(b) illustrates the influence of the choice of column- and row-regular matrices on the performance of the sensing scheme for a parity-check matrix based on a length 144 LDPC code. In Figure 5(b), the reconstruction algorithm used is the list-decoding SP method.

6 Conclusions

We described a new method for structured design of compressive sensing matrices based on LDPC codes. The special structure of the matrices makes them amenable for low-complexity reconstructions of supersparse signals via new variants of BP-based decoding. We presented both theoretical results for the bounds on the coherence parameter and the RIP of such matrices, as well as simulation results for the BP based reconstruction methods.



(a) Performance of the OMP and SP algorithm for “short” LDPC codes based sensing matrices.

(b) Performance of the OMP and SP algorithm with list decoding BP methods for “tall” LDPC codes based sensing matrices.

Figure 5: Performance of the OMP/SP algorithms on large and small structured sensing matrices.

6.1 Proof of Proposition 2

To prove Proposition 2, we need to prove two claims.

1. When K, m, N are sufficiently large with $m \geq c K^2 \log N$, $\max_{i \neq j} \frac{1}{m} |\langle \mathbf{x}_i, \mathbf{x}_j \rangle| \leq \frac{1}{2K}$ with overwhelming probability.
2. Conversely, for any $\epsilon > 0$, if K, m, N are large enough with $m = O(K^{2-\epsilon} \log N)$, $\max_{i \neq j} \frac{1}{m} |\langle \mathbf{x}_i, \mathbf{x}_j \rangle| > \frac{1}{2K}$ with probability at least $1/2$.

To prove the first part, we use large deviations technique and the union bound. Let us first fix $i \neq j$. Note that $\frac{1}{m} \langle \mathbf{x}_i, \mathbf{x}_j \rangle = \frac{1}{m} \sum_{k=1}^m X_{i,k} X_{j,k}$ where $X_{i,k}$ and $X_{j,k}$ are the k^{th} elements of \mathbf{x}_i and \mathbf{x}_j , respectively. Let $Z_k = X_{i,k} X_{j,k}$. Clearly, Z_k 's, $k = 1, 2, \dots, m$, are independent Bernoulli random variables. The generic moment generating function of such variables is given by

$$\mathbb{E} \left[e^{\theta Z} \right] = \frac{1}{2} e^{\theta} + \frac{1}{2} e^{-\theta}.$$

According to the large deviations principle [47], one has

$$\lim_{m \rightarrow \infty} \frac{1}{m} \log \Pr \left(\max_{i \neq j} \frac{1}{m} |\langle \mathbf{x}_i, \mathbf{x}_j \rangle| > x \right) = -I(x), \quad \forall x > 0, \quad (11)$$

where $I(x)$ is the rate function, given by

$$\begin{aligned} I(x) &= \max_{\theta} x\theta - \log \left(\mathbb{E} \left[e^{\theta Z} \right] \right) \\ &= \max_{\theta} x\theta - \log \left(\frac{1}{2} e^{\theta} + \frac{1}{2} e^{-\theta} \right). \end{aligned} \quad (12)$$

We compute the derivative of $x\theta - \log \left(\frac{1}{2} e^{\theta} + \frac{1}{2} e^{-\theta} \right)$ with respect to θ and set it to zero. The optimal θ needed to achieve the maximum in the definition of the rate function $I(x)$ is given by

$$\theta^* = \frac{1}{2} \log \frac{1+x}{1-x}. \quad (13)$$

Substituting the explicit form for θ^* into the definition of $I(x)$ gives

$$I(x) = \frac{1}{2}x^2 + o(x^2). \quad (14)$$

Hence, according to the large deviations principle in (11), and using $o_v(1)$ to denote a value vanishing with v ,

$$\begin{aligned} & \Pr \left(\max_{i \neq j} \frac{1}{m} |\langle \mathbf{x}_i, \mathbf{x}_j \rangle| > x \right) \\ &= \exp \left[-m \left(\frac{1}{2}x^2 + o(x^2) \right) (1 + o_m(1)) \right] \\ &\leq \exp \left[-2m \left(\frac{1}{2}x^2 + o(x^2) \right) \right] \end{aligned}$$

when m is sufficiently large. We now apply the union bound for all possible $1 \leq i \neq j \leq N$. One has

$$\begin{aligned} & \Pr \left(\max_{i \neq j} \frac{1}{m} |\langle \mathbf{x}_i, \mathbf{x}_j \rangle| > \frac{1}{2K} \right) \\ &\leq \binom{N}{2} \exp \left[-2m \left(\frac{1}{2}x^2 + o(x^2) \right) \right] \\ &\leq \exp \left[-mx^2 (1 + o_x(1)) + 2 \log N \right]. \end{aligned} \quad (15)$$

Set $x = \frac{1}{2K}$. Clearly, as K, m are sufficiently large and $m \geq c_1 K^2 \log N$ for some constant c_1 , the probability in (15) can be made as small as e^{-mc_2} for some constant c_2 . This proves the first part of the claim.

The converse is proved as follows. Note that a lower bound for $\Pr \left(\max_{i \neq j} \frac{1}{m} |\langle \mathbf{x}_i, \mathbf{x}_j \rangle| > \frac{1}{2K} \right)$ is obtained by fixing $i = 1$, i.e.,

$$\Pr \left(\max_{i \neq j} \frac{1}{m} |\langle \mathbf{x}_i, \mathbf{x}_j \rangle| > \frac{1}{2K} \right) \geq \Pr \left(\max_{j \neq 1} \frac{1}{m} |\langle \mathbf{x}_1, \mathbf{x}_j \rangle| > \frac{1}{2K} \right).$$

It suffices to prove the lower bound is nontrivial. Clearly, $\frac{1}{m} \langle \mathbf{x}_1, \mathbf{x}_j \rangle = \frac{1}{m} \sum_{k=1}^m X_{1,k} X_{j,k} = \frac{1}{m} \sum_{k=1}^m Z_k$ where Z_k 's are independent Bernoulli random variables with parameter $p = 1/2$. The large deviations analysis in (11) and (14) is still valid. More importantly, the variables $\frac{1}{m} \langle \mathbf{x}_1, \mathbf{x}_j \rangle$'s are independent for different values of j . Hence,

$$\begin{aligned} \Pr \left(\max_{j \neq 1} \frac{1}{m} |\langle \mathbf{x}_1, \mathbf{x}_j \rangle| > \frac{1}{2K} \right) &= 1 - \Pr \left(\max_{j \neq 1} \frac{1}{m} |\langle \mathbf{x}_1, \mathbf{x}_j \rangle| \leq \frac{1}{2K} \right) \\ &= 1 - \Pr^{N-1} \left(\frac{1}{m} |\langle \mathbf{x}_1, \mathbf{x}_j \rangle| \leq \frac{1}{2K} \right). \end{aligned}$$

It suffices to prove

$$\Pr^{N-1} \left(\frac{1}{m} |\langle \mathbf{x}_1, \mathbf{x}_j \rangle| \leq \frac{1}{2K} \right) \leq \frac{1}{2}. \quad (16)$$

To simplify the notation, let P_{goal} denote $\Pr^{N-1} \left(\frac{1}{m} |\langle \mathbf{x}_1, \mathbf{x}_j \rangle| \leq \frac{1}{2K} \right)$ and let \bar{Z} denote the random variable $\frac{1}{m} |\langle \mathbf{x}_1, \mathbf{x}_j \rangle|$. Note that

$$\begin{aligned} \log P_{\text{goal}} &= (N-1) \log \Pr \left(\bar{Z} \leq \frac{1}{2K} \right) \\ &= (N-1) \log \left(1 - \Pr \left(\bar{Z} > \frac{1}{2K} \right) \right). \end{aligned}$$

When m is sufficiently large, $\Pr(\bar{Z} > \frac{1}{2K})$ is sufficiently small according to the large deviations principle. Hence, for sufficient large K and m , one has

$$\begin{aligned}
\log P_{\text{goal}} &= -(N-1) \Pr\left(\bar{Z} > \frac{1}{2K}\right) (1 + o_m(1)) \\
&\leq -\frac{N}{2} \Pr\left(\bar{Z} > \frac{1}{2K}\right) \\
&= -\frac{N}{2} \exp\left(-mI\left(\frac{1}{2K}\right) (1 + o_m(1))\right) \\
&\leq -\frac{N}{2} \exp\left(-2mI\left(\frac{1}{2K}\right)\right) \\
&\stackrel{(14)}{=} -\frac{N}{2} \exp\left(-2m\frac{1}{8K^2} (1 + o_K(1))\right) \\
&\leq -\frac{1}{2} \exp\left(-\frac{m}{2K^2} + \log N\right).
\end{aligned}$$

Suppose that $m = cK^{2-\epsilon} \log N$ for some constant c .

$$\log P_{\text{goal}} \leq -\frac{1}{2} \exp\left(-\frac{c \log N}{2K^\epsilon} + \log N\right).$$

No matter how large c is, as long as K, m, N are sufficiently large, we have $c/K^\epsilon < 1$. Hence,

$$\log P_{\text{goal}} \leq -\frac{1}{2} \exp\left(\frac{1}{2} \log N\right) \leq -\frac{1}{2} \sqrt{N} \leq -\log 2$$

for large K, m, N . The desired (16) therefore holds. This completes the proof.

Acknowledgements

The authors are grateful to Rudiger Urbanke and Pascal Vontobel for useful discussions. Parts of the results were presented at ISIT 2009, Seoul, Korea.

References

- [1] E. Candès, J. Romberg, and T. Tao, “Robust uncertainty principles: exact signal reconstruction from highly incomplete frequency information,” *IEEE Trans. on Inform. Theory*, vol. 52, no. 2, pp. 489–509, 2006.
- [2] D. Donoho, “Compressed sensing,” *IEEE Trans. on Inform. Theory*, vol. 52, no. 4, pp. 1289–1306, 2006.
- [3] R. Venkataramani and Y. Bresler, “Sub-Nyquist sampling of multiband signals: perfect reconstruction and bounds on aliasing error,” in *IEEE International Conference on Acoustics, Speech and Signal Processing (ICASSP)*, vol. 3, 12-15 May Seattle, WA, 1998, pp. 1633–1636.
- [4] E. Candès and T. Tao, “Decoding by linear programming,” *IEEE Trans. on Inform. Theory*, vol. 51, no. 12, pp. 4203–4215, 2005.

- [5] E. Candès, R. Mark, T. Tao, and R. Vershynin, “Error correction via linear programming,” in *IEEE Symposium on Foundations of Computer Science (FOCS)*, 2005, pp. 295 – 308.
- [6] G. Cormode and S. Muthukrishnan, “Combinatorial algorithms for compressed sensing,” in *Proceedings of the 40th Annual Conference on Information Sciences and Systems*, 2006, pp. 198–201.
- [7] J. A. Tropp, “Signal recovery from random measurements via orthogonal matching pursuit,” *IEEE Trans. on Inform. Theory*, vol. 53, no. 12, pp. 4655–4666, 2007.
- [8] W. Dai and O. Milenkovic, “Subspace pursuit for compressive sensing,” *IEEE Trans. on Inform. Theory*, vol. 55, no. 5, pp. 2230–2249, May 2009.
- [9] J. Tropp, D. Needell, and R. Vershynin, “Iterative signal recovery from incomplete and inaccurate measurements,” in *Information Theory and Applications*, Jan. 27 - Feb. 1 San Diego, CA, 2008.
- [10] J. Needel, D ND Tropp, “Cosamp: Iterative signal recovery from incomplete and inaccurate measurements,” *Applied and Computational Harmonic Analysis*, vol. 26, no. 3, pp. 301–321, May 2009.
- [11] D. Baron, S. Sarvotham, and R. Baraniuk, “Bayesian compressive sensing via belief propagation.” *IEEE Trans. on Signal Processing*, vol. 58, no. 1, pp. 269–280, 2010.
- [12] D. Donoho, A. Maleki, and A. Montanari, “Message passing algorithms for compressed sensing,” *Proceedings of the National Academy of Science*, vol. 106, no. 45, pp. 18 914–18 919, 2009.
- [13] A. Dimakis and P. Vontobel, “LP decoding meets LP decoding: a connection between channel coding and compressed sensing,” *Proceedings of the 47th Annual Allerton Conference on Communication, Control, and Computing*, 2009.
- [14] R. Calderbank and S. Jafarpourl, “Sparse reconstruction via the Reed-Muller sieve,” *Proceedings of the International Symposium on Information Theory (ISIT)*, July 2009.
- [15] J. Haupt, W. Bajwa, G. Raz, and R. Nowak, “Toeplitz compressed sensing matrices with applications to sparse channel estimation,” *IEEE Trans. on Inform. Theory*, vol. 56, no. 11, pp. 5862–5875, Nov. 2010.
- [16] R. Calderbank and S. H. ad S. Jafarpour, “Construction of a large class of deterministic sensing matrices that satisfy a statistical isometry property,” *IEEE Journal of Selected Topics in Signal Processing, Special Issue on Compressive Sensing*, vol. 4, no. 2, pp. 358–347, April 2010.
- [17] R. G. Gallager, *Low Density Parity Check Codes*. M.I.T. Press, 1963.
- [18] H. Vin Pham, W. Dai, and O. Milenkovic, “Sublinear compressive sensing reconstruction via belief propagation decoding,” *Proceedings of the International Symposium on Information Theory (ISIT)*, 2009.
- [19] A. Barg and A. Mazumdar, “Randomness-efficient construction of compressive sampling matrices,” *IEEE Trans. on Inform. Theory (submitted)*, 2010.

- [20] B. Babadi and V. Tarokh, “Random frames from binary linear block codes,” in *Conference on Information Sciences and Systems (CISS)*, 2010, pp. 1–3.
- [21] —, “Spectral distribution of random matrices from binary linear block codes,” *IEEE Trans. on Inform. Theory*, to appear, 2011.
- [22] A. Braunstein, F. Kayhan, G. Montorsi, and R. Zecchina, “Encoding for the Blackwell channel with reinforced belief propagation,” in *IEEE Proc. Int. Symp. Info. Theory (ISIT)*, Nice, 2007.
- [23] A. Gilbert, M. Strauss, J. Tropp, and R. Vershynin, “One sketch for all: Fast algorithms for compressed sensing,” *Symp. on Theory of Computing (STOC)*, San Diego, California, June 2007.
- [24] D. Sarvotham, D. Baron, and R. Baraniuk, “Sudocodes - fast measurement and reconstruction of sparse signals,” *IEEE Int. Symposium on Information Theory (ISIT)*, Seattle, Washington, July 2006.
- [25] R. Berinde, A. Gilbert, P. Indyk, M. Karloff, and M. Strauss, “Combining geometry and combinatorics: a unified approach to sparse signal recovery,” *Proceedings of the 46th Annual Allerton Conference on Communication, Control, and Computing*, 2008.
- [26] A. Gilbert and P. Indyk, “Sparse recovery using sparse matrices,” *Proceedings of the IEEE*, vol. 98, no. 6, pp. 937–947, June 2010.
- [27] E. J. Candès and T. Tao, “Near-optimal signal recovery from random projections: Universal encoding strategies?” *IEEE Trans. Inform. Theory*, vol. 52, no. 12, pp. 5406–5425, 2006.
- [28] Y. Nesterov and A. Nemirovskii, *Interior-Point Polynomial Algorithms in convex programming*. SIAM, 2006.
- [29] R. Baraniuk, M. Davenport, R. DeVore, and M. Wakin, “A simple proof of the restricted isometry property for random matrices,” *Constructive Approximation*, vol. 28, no. 3, pp. 253–263, Dec. 2008.
- [30] R. A. DeVore, “Deterministic constructions of compressed sensing matrices,” *Preprint*, 2007.
- [31] S. Jafarpour, W. Xu, B. Hassibi, and R. Calderbank, “Efficient and robust compressed sensing using optimized expander graphs,” *IEEE Trans. on Inform. Theory*, vol. 55, no. 6, pp. 4299–4308, Sept. 2009.
- [32] J. Bourgain, S. J. Dilworth, K. Ford, S. Konyagin, and D. Kutzarova, “Explicit constructions of rip matrices and related problems,” *CoRR abs/1008.4535*, 2010.
- [33] D. Needell and R. Vershynin, “Uniform uncertainty principle and signal recovery via regularized orthogonal matching pursuit,” *IEEE Journal of Selected Topics in Signal Processing*, vol. 4, pp. 310–316, 2009.
- [34] D. L. Donoho, Y. Tsaig, I. Drori, and J.-L. Starck, “Sparse solution of underdetermined linear equations by stagewise orthogonal matching pursuit,” *Tech. Report, Stanford, Department of Statistics*, 2006.

- [35] O. Milenkovic, S. Coffey, and K. Compton, “The third support weight enumerators of the [32,16,8] doubly-even, self-dual codes,” *IEEE Trans. on Inform. Theory*, vol. 49, no. 3, pp. 740–746, Mar. 2003.
- [36] J. Nelson and V. Temlyakov, “On the size of incoherent systems,” *Journal of Approximation Theory*.
- [37] J. A. Tropp, “Greed is good: algorithmic results for sparse approximation,” *IEEE Trans. Inform. Theory*, vol. 50, no. 10, pp. 2231–2242, 2004.
- [38] S. Litsyn and V. Shevelev, “On ensembles of low-density parity-check codes: asymptotic distance distributions,” *IEEE Trans. Information Theory*, vol. 48, no. 4, 2002.
- [39] R. S. Varga, *Geršgorin and His Circles*. Berlin: Springer-Verlag, 2004.
- [40] V. K. Wei, “Generalized hamming weights for linear codes,” *IEEE Trans. on Inform. Theory*, vol. 37, pp. 1412–1418, Sep. 1991.
- [41] E. Candès, “The restricted isometry property and its implications for compressed sensing,” *Compte Rendus de l’Academie des Sciences, Paris, Serie I*, vol. 346, no. 9-10, pp. 589–592, May 2008.
- [42] R. Muller and J. Huber, “Iterated soft-decision interference cancellation for CDMA,” *Broadband Wireless Communications, Springer Verlag*, vol. 20, pp. 110–115, 1998.
- [43] D. J. C. MacKay and R. M. Neal, “Near Shannon limit performance of low-density parity-check codes,” *Electronic Letters*, vol. 32, pp. 1645–1646, 1996.
- [44] C. Yanover and Y. Weiss, “Finding the M most probable configurations using loopy belief propagation,” *Proceedings of the NIPS*, vol. 16, 2003.
- [45] T. Hehn, J. B. Huber, O. Milenkovic, and S. Laendner, “Multiple-bases belief-propagation decoding of high-density cyclic codes,” *IEEE Trans. on Communications*, vol. 58, no. 1, pp. 1–8, Jan. 2010.
- [46] X. Hu, E. Eleftheriou, and D. Arnold, “Regular and irregular progressive edge-growth tanner graphs,” *IEEE Trans. on Inform. Theory*, vol. 51, no. 1, pp. 386–398, Jan. 2003.
- [47] A. Dembo and O. Zeitouni, *Large Deviations Techniques and Applications (Stochastic Modelling and Applied Probability)*. Springer Verlag, 1998.