

On the Hardness of Boron (III) Oxide

V. A. Mukhanov, O. O. Kurakevich, and V. L. Solozhenko

LPMTM-CNRS, Université Paris Nord, Villetaneuse, France

At present two crystalline modifications, α - B_2O_3 (a low-pressure phase) and β - B_2O_3 (a high-pressure phase), and g- B_2O_3 amorphous (glass-like) phase of boron (III) oxide are known [1]. The local structure of g- B_2O_3 is most close to the structure of the α -modification [2], which crystallizes in the $P31$ space group with the $a = 4.3358 \text{ \AA}$ and $c = 8.3397 \text{ \AA}$ lattice parameters [3] (Fig. 1a). The denser β -modification (the $Cmc2$ space group, $a = 4.613 \text{ \AA}$, $b = 7.803 \text{ \AA}$, $c = 4.129 \text{ \AA}$ [4]) (Fig. 1b) forms by crystallization from a melt at pressures above 7 GPa. There is no data in the literature on the boron oxide hardness, however, a high ($K = 180 \text{ GPa}$ [5]) bulk modulus of β - B_2O_3 allows us to anticipate that this phase is of high hardness. In the present letter we report the measurements of hardness of g- and β - B_2O_3 phases.

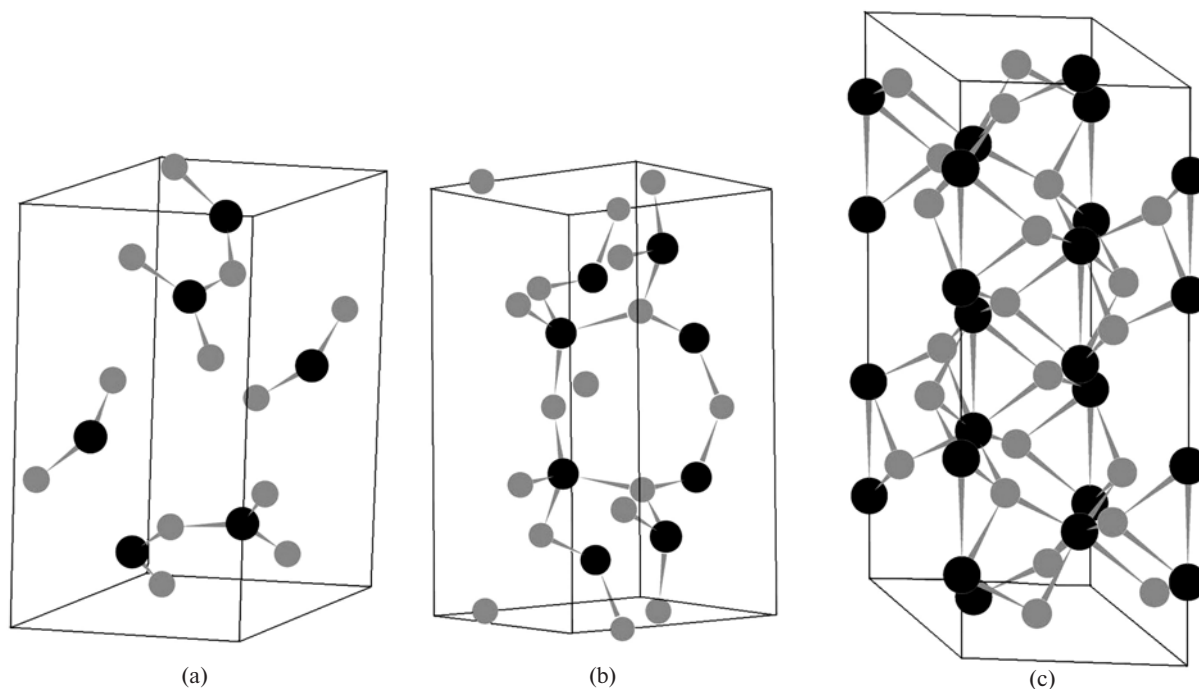


Fig. 1. Crystalline structures of α - B_2O_3 (a), β - B_2O_3 (b) and γ - B_2O_3 hypothetical dense phase with a corundum structure (c); black and grey balls indicate boron and oxygen atoms, respectively.

Glass-like B_2O_3 was produced by decomposing metaboric acid HBO_2 at 940 K and subsequent remelting in order to remove air bubbles. The diffraction pattern of the as-synthesized sample exhibits two characteristic wide halos with $d_{hkl} \approx 3.5$ and 2.0 \AA (Fig. 2a). The B_2O_3 high-pressure phase was synthesized from remelted g- B_2O_3 in a toroid-type apparatus at 7.2 GPa and 1020–1400 K. The X-ray diffraction studies of the samples (Fig. 2b) show that the samples are highly crystalline β - B_2O_3 [4] without impurities of foreign phases.

Vickers hardness was measured using a Duramin-20 (Struers) microhardness tester at indentation loads from 0.5 to 20 N and a holding time of 20 s. At each load at least four indents were placed at about 200 μm intervals.

Our findings show (Fig. 3) that the hardness of glass-like B_2O_3 is of about 1.5 GPa, while the hardness of the high-pressure phase is higher by a factor of 10 (16 ± 5 GPa) and comparable with the hardness (16 GPa) of the WC–10% Co hard alloy [6]. Since for the B_2O_3 composition, the structure of the β -phase is not of maximal density, it may be assumed that the found hardness value is not a limit value for boron (III) oxide. According to the approach proposed in [7], the highest hardness (30 GPa) is expected for the γ - B_2O_3 hypothetical isotropic dense phase with the structure of corundum (see Fig. 1c).

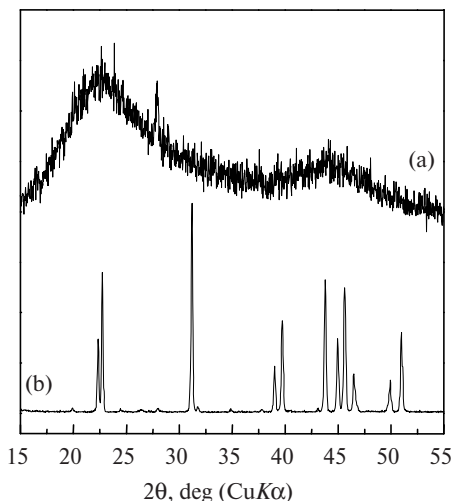


Fig. 2. Diffraction patterns of glass-like B_2O_3 (a) and β - B_2O_3 (b).

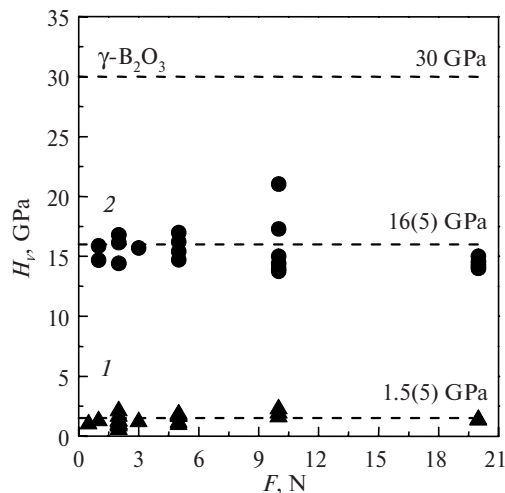


Fig. 3. Hardness of glass-like B_2O_3 (1) and β - B_2O_3 (2) vs. loading.

We would like to thank Agence Nationale de la Recherche (France) for the financial support (grant NT05-3_42601).

REFERENCES

1. Mackenzie, J.D. and Claussen, W.F., Crystallization and Phase Relations of Boron Trioxide at High Pressures, *J. Amer. Ceram. Soc.*, 1961, vol. 44, no. 2, pp. 79–81.
2. Takada, A., Modeling of B_2O_3 Glass Structure by Coupled MD/MC Simulation, *Phys. Chem. Glass*, 2006, vol. 47, no. 4, pp. 493–496.
3. Gurr, G.E., Montgomery, P.W., Knutson, C.D., et al., The Crystal Structure of Trigonal Diboron Trioxide, *Acta Cryst. B*, 1970, vol. 26, no. 7, pp. 906–915.
4. Prewitt, C.T. and Shannon, R.D., Crystal Structure of a High-Pressure Form of B_2O_3 , *Acta Cryst. B*, 1968, vol. 24, no. 6, pp. 869–874.
5. Nieto-Sanz, D., Loubeyre, P., Crichton, W., et al., X-ray Study of the Synthesis of Boron Oxides at High Pressure: Phase Diagram and Equation of State, *Phys. Rev. B*, 2004, vol. 70, no. 21, pp. 214108 1–6.
6. Schubert, W. D., Neumeister, H., Kinger, G., et al., Hardness to Toughness Relationship of Fine-Grained WC—Co Hardmetals, *Int. J. Refract. Met. Hard Mater.*, 1998, vol. 16, no. 2, pp. 133–142.
7. Mukhanov, V. A. Hardness of materials, *Proc. IV Int. Conf. "Crystals: Growth, Properties, Real Structure, Application"*, Alexandrov, Russia, 18–22 Oct, 1999, Alexandrov: VNIISIMS, 1999, pp. 295–308.