

Thermodynamic Model of Hardness: Particular Case of Boron-Rich Solids

V. A. Mukhanov^a, O. O. Kurakevych^b, and V. L. Solozhenko^a

^a*LPMTM-CNRS, Université Paris Nord, Villetaneuse, France*

^b*IMPMC, Université P & M Curie, Paris, France*

Abstract—A number of successful theoretical models of hardness have been developed recently. A thermodynamic model of hardness, which supposes the intrinsic character of correlation between hardness and thermodynamic properties of solids, allows one to predict hardness of known or even hypothetical solids from the data on Gibbs energy of atomization of the elements, which implicitly determine the energy density per chemical bonding. The only structural data needed is the coordination number of the atoms in a lattice. Using this approach, the hardness of known and hypothetical polymorphs of pure boron and a number of boron-rich solids has been calculated. The thermodynamic interpretation of the bonding energy allows one to predict the hardness as a function of thermodynamic parameters. In particular, the excellent agreement between experimental and calculated values has been observed not only for the room-temperature values of the Vickers hardness of stoichiometric compounds, but also for its temperature and concentration dependencies.

1. THERMODYNAMIC MODEL OF HARDNESS

The theory of hardness and design of novel superhard materials are great challenge to materials scientists till now. Diamond-like and boron-rich compounds of light elements (Fig. 1a) take a particular place in this research, since the hardest known phases have mainly these two structural types [1].

Many attempts have been made to predict hardness using the structural data and such characteristics as bulk (B) and shear (G) moduli, specific bond energy, band gap (E_g), density of valence electrons (i.e. the number of valence electrons per unit volume), etc. [2–7]. Up to date the best correspondence between the calculated and experimental values of hardness has been achieved in the recent works [3, 4, 8–10]. In all cases, the final accuracy is about 10% for hard and superhard phases, i.e. at the level of experimental errors.

According to our model [8–10], the hardness of a phase with isodesmic structure¹ is proportional to the atomization energy, which may be considered as a characteristic of the bond rigidity (for clarity, we will use the standard values of Gibbs energy of atomization ΔG_{at}^o), and is in inverse proportion to the molar volume of a phase and to the maximal coordination number of the atoms. The value defined in such a way has the dimensions of pressure. The plasticity of materials can be taken into account by empirical coefficient α . In general case the polarity of bonds leads to the hardness decrease, which may be clearly seen in the sequence of isoelectronic analogues of diamond, i.e. diamond (100 or 115 GPa) [11, 12]—cubic boron nitride cBN (62 GPa) [13]—BeO (13 GPa) [3, 14]—LiF (1.5 GPa) [3, 14]. This factor has been evaluated by empirical coefficient β , which is the measure of the bond covalence.

The equation that allows calculating the Vickers hardness (H_V) of crystals at 298 K is

$$H_V = \frac{2\Delta G_{at}^o}{VN} \alpha \beta \epsilon, \quad (1)$$

where V is the molar (atomic) volume ($\text{cm}^3 \text{mole}^{-1}$); N is the maximal coordination number²; α is the coefficient of relative (as compared to diamond) plasticity; β is the coefficient corresponding to the bond polarity (see below); ϵ is the ratio between the mean number of valence electrons per atom and the number of bonds

¹ Isodesmic structure is characterized by the similar bond strength in all direction.

² For some compounds of very complex structure, such as boron-rich solids, we will use a mean/effective value.

with neighboring atoms (N)³; ΔG_{at}° is the standard Gibbs energy of atomization (kJ mole⁻¹) of compound $X_m Y_n$:

$$\Delta G_{at X_m Y_n}^{\circ} = m\Delta G_{at X}^{\circ} + n\Delta G_{at Y}^{\circ} - \Delta G_{f X_m Y_n}^{\circ}, \quad (2)$$

where $\Delta G_{f X_m Y_n}^{\circ}$ is the standard Gibbs energy of formation of $X_m Y_n$; $\Delta G_{at X}^{\circ}$ and $\Delta G_{at Y}^{\circ}$ is the standard Gibbs energies of atomization of elements X and Y .

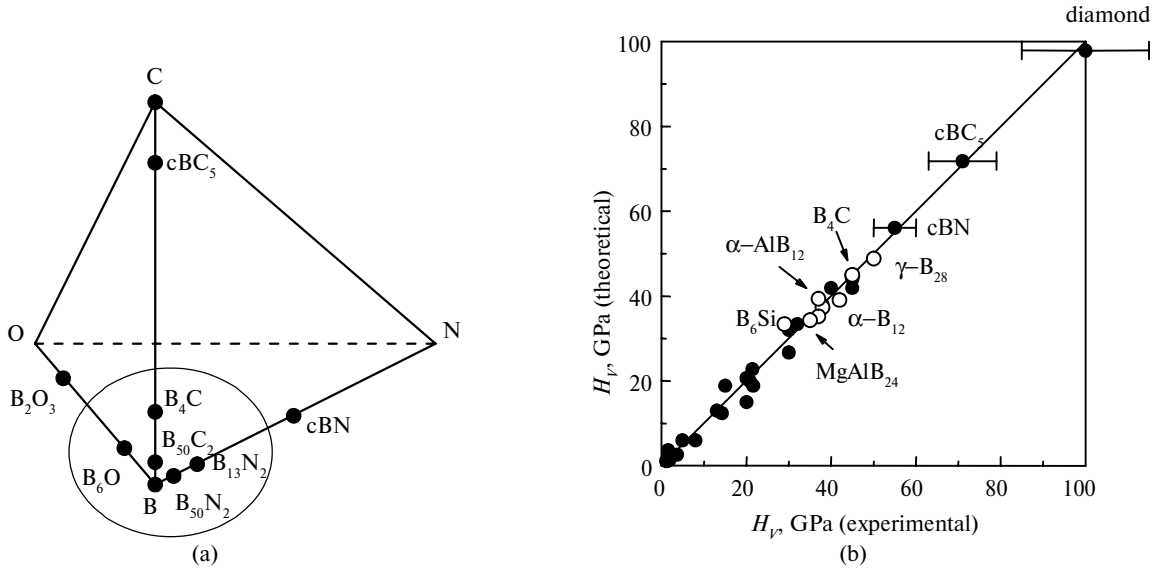


Fig. 1. Principal hard and superhard phases on the B–C–N–O concentration tetrahedron. The boron-rich phases are surrounded by an oval line (a). A comparison of experimental values of Vickers hardness of various phases with corresponding values calculated as a function of Gibbs energy of atomization in the framework of the thermodynamic model of hardness (Eq. (1)). The open circles correspond to the boron-rich solids, while all other compounds/phases are presented by solid circles (b).

Coefficient α has been estimated from the experimental values of H_V for diamond, dSi, dGe and dSn. For the elementary substances and compounds of second period elements α equals 1, while for other periods (≥ 3) α makes 0.7. This coefficient reflects the decrease of the bond strength [4] for the elements of periods ≥ 3 . The precise estimation of this coefficient, reflecting the presence of large inner electron core and multiple non-occupied d - and f -orbitals, is outside of the purposes of this study.

Coefficient β (square of the covalence f) has been calculated by the equation

$$\beta = \left(\frac{2\chi_Y}{\chi_Y + \chi_X} \right)^2; \quad (3)$$

where χ_X , χ_Y are the electronegativities of the elements by Pauling, $\chi_X > \chi_Y$ [15]. For elementary substances $\beta = 1$. In fact, even the presence of small amounts of foreign atoms in the structure should cause the remarkable decrease of hardness, as it can be seen by the example of boron-doped diamonds [16] (from 90–110 GPa for pure single-crystal diamond down to 70–80 GPa for single crystals of boron-doped diamond; i.e. down to ~75–85% of the initial value, which well match the square of bond ionicity $\beta = 0.79$ for B–C bonds).

For the refractory crystalline compounds the values of hardness calculated by Eq. (1) are in a very good agreement (in the most cases less than 4 GPa of discrepancy, i.e. < 7%) with the experimental values [1, 3, 4, 11–14, 17–21] (Fig. 1b⁴).

³ The use of this coefficient allows one to establish the hardness of the $A^I B^{VII}$ ($\epsilon = 1/N$) and $A^{II} B^{VI}$ ($\epsilon = 2/N$) compounds, i.e. LiF, NaCl, BeO, ZnS, MgO, etc.

⁴ The considered compounds/phases are diamond, Si, Ge, dSn, SiC, cBN, wBN, c-BC₂N, α -rh B, β -rh B, B₄C, B₆O, TiC, Si₃N₄, BeO, TiN, Al₂O₃, quartz, coesite, stishovite, WC, ReB₂, LiF, Al₂SiO₄F₂, KAlSi₃O₈, Ca₅(PO₄)₃F, CaF₂, CaCO₃, BaS, BP, AlN, AlP, AlAs, AlSb, GaN, GaP, GaAs, GaSb, InN, InP, InAs, InSb, ZnS, ZnSe, ZnTe, ZnO.

Using Eq. (1) it is possible to calculate the hardness of dense phases with three-dimensional structures that have not been synthesized to present time, e. g., C_3N_4 with the Si_3N_4 structure [5], CO_2 with the α - SiO_2 structure, hp - B_2O_3 with the Al_2O_3 structure [17], and a number of diamond-like phases of the B–C system [22]. The advantage of the proposed method is that only the maximum coordination number is used as a structural data [8]. In this case the molar volumes may be calculated from the covalent radii of the elements, while ΔG_f^0 values (usually the negligible term as compared with ΔG_{at}^0 of the elements) of the phases may be fixed to the standard Gibbs energies of the formation of known compounds in the corresponding binary systems, i.e. C_2N_2 , CO_2 , β - B_2O_3 , B_4C , respectively [9]. The applicability of this method for estimating the hardness of hypothetical compounds has been recently illustrated by the example of diamond-like BC_5 (cBC_5), a novel superhard phase synthesized under high pressures and temperatures [18, 23]. Vickers hardness of this phase has been calculated to be 70.6 GPa (table), which is in excellent agreement with the experimental value $H_V = 71$ GPa.

The theoretical (Eq. (1)) and experimental values of Vickers hardness H_V . The starting data (free energy of atomization, density, coordination number and electronegativity) as well as some intermediate values of calculation are also given

| Phase* | ΔG_f^{**} , kJ/mole-at | ΔG_{at} El [15] | ΔG_{at} , kJ/mole-at | ρ , g/cm ³ | V , cm ³ /mole-at | N | $2\Delta G_{at}/NV$ GPa | Electronegativity [15] | | | α | β | H_V | |
|--|-----------------------------------|----------------------------|---------------------------------|-------------------------------|-----------------------------------|-----|----------------------------|---------------------------|-------|--------|----------|---------|--------|------|
| | | | | | | | | El | anion | cation | | | theor. | exp. |
| Boron modifications | | | | | | | | | | | | | | |
| α - B_{12} | 0 | 0 | 518.8 | 2.447 | 4.418 | 5 | 47.0 | | 2.04 | 2.04 | 1 | 1 | 47.0 | 42 |
| " | – | – | – | – | – | 6 | 39.1 | | – | – | – | – | 39.1 | [39] |
| β - B_{106} | 0 | 0 | 518.8 | 2.334 | 4.632 | 5 | 44.8 | | 2.04 | 2.04 | 1 | 1 | 44.8 | 45 |
| T- B_{192} | 0 | 0 | 518.8 | 2.340 | 4.620 | 5 | 44.9 | | 2.04 | 2.04 | 1 | 1 | 44.9 | [40] |
| γ - B_{28} [42] | 0 | 0 | 518.8 | 2.544 | 4.249 | 5 | 48.8 | | 2.04 | 2.04 | 1 | 1 | 48.8 | 50 |
| dB | 0 | 0 | 518.8 | 2.548 | 4.243 [8] | 4 | 61.1 | | 2.04 | 2.04 | 1 | 1 | 61.1 | [58] |
| " | – | – | – | 2.178 | 4.963 [18] | – | 52.3 | | – | – | – | – | 52.3 | |
| α -Ga type | 0 | 0 | 518.8 | 2.810 | 3.847 [42] | 7 | 38.5 | | 2.04 | 2.04 | 1 | 1 | 38.5 | |
| " | – | – | – | – | – | 6 | 45.0 | | 2.04 | 2.04 | 1 | 1 | 45.0 | |
| Compounds of the diamond structural type | | | | | | | | | | | | | | |
| cBN | –120.15 | 455.563 | 607.3 | 3.489 | 3.555 | 4 | 85.4 | 3.04 | 3.04 | 2.04 | 1 | 0.645 | 55.1 | 62 |
| cBC_5 [18] | 0 | 671.26 | 645.8 | 3.267 | 3.612 | 4 | 89.4 | 2.55 | 2.55 | 2.04 | 1 | 0.79 | 70.6 | 71 |
| BP | –47.4 | 278.3 | 446.0 | 2.970 | 7.034 | 4 | 31.7 | 2.19 | 2.19 | 2.04 | 1 | 0.93 | 29.5 | 33 |
| | | | | | | | | | | | | | | [59] |
| Compounds of the α - B_{12} structural type | | | | | | | | | | | | | | |
| B_6O | –93 | 231.7 | 572.6 | 2.575 | 4.474 [60] | 5 | 51.2 | 3.44 | 2.74 | 2.04 | 1 | 0.729 | 37.3 | 38 |
| " | 0 | – | 479.6 | – | – | – | 42.9 | – | – | – | – | – | 31.2 | [21] |
| B_4C | –12 | 671.3 | 561.3 | 2.507 | 4.407 | 5 | 50.9 | 2.55 | 2.30 | 2.04 | 1 | 0.884 | 45.0 | 45 |
| " | 0 | – | 549.3 | – | – | – | 49.9 | – | – | – | – | – | 44.1 | [46] |
| B_9C | 0 | 671.3 | 534.0 | 2.282 | 4.789 | 5 | 44.6 | 2.55 | 2.30 | 2.04 | 1 | 0.88 | 39.4 | |
| $B_{13}N_2$ [48] | –20 | 455.6 | 530.4 | 2.666 | 4.214 [47] | 5 | 50.3 | 3.04 | 2.54 | 2.04 | 1 | 0.794 | 39.9 | |
| B_4Si | 0 | 411.3 | 497.3 | 2.425 | 5.882 | 5 | 33.8 | 1.90 | 2.04 | 1.97 | 1 | 0.97 | 32.6 | 27 |
| | | | | | | | | | | | | | | [61] |
| B_6P | 0 | 278.3 | 484.4 | 2.583 | 5.300 | 5 | 36.6 | 2.19 | 2.12 | 2.04 | 1 | 0.962 | 35.2 | 37 |
| B_6As | 0 | 261 | 482.0 | 3.570 | 5.593 | 5 | 34.5 | 2.18 | 2.12 | 2.04 | 1 | 0.962 | 33.2 | |

(Contd.)

| Compounds of the β -B ₁₀₆ structural type | | | | | | | | | | | | | | |
|--|---|-------|-------|--------|------------|---|------|------|------|------|---|-------|------|------|
| B ₂₅ Mg ₂ [62] | 0 | 127 | 488.7 | 2.488 | 4.747 | 5 | 41.2 | 1.31 | 2.04 | 1.68 | 1 | 0.81 | 33.5 | |
| B _{19.7} Mg [63] | 0 | 127 | 499.9 | 2.416 | 4.744 | 5 | 42.1 | 1.31 | 2.04 | 1.68 | 1 | 0.81 | 34.2 | |
| AlB ₃₁ [64] | 0 | 285.7 | 511.5 | 2.411 | 4.693 | 5 | 43.6 | 1.61 | 2.04 | 1.83 | 1 | 0.89 | 39.0 | |
| B ₃₆ Si [65] | 0 | 411.3 | 515.9 | 2.343 | 4.813 | 5 | 42.9 | 1.90 | 2.04 | 1.97 | 1 | 0.97 | 41.4 | |
| Compounds of the T-B ₅₂ structural type | | | | | | | | | | | | | | |
| B ₅₀ C ₂ | 0 | 671.3 | 524.7 | 2.395 | 4.533 | 5 | 46.3 | 2.55 | 2.30 | 2.04 | 1 | 0.884 | 40.9 | |
| B ₅₀ N ₂ | 0 | 455.6 | 516.4 | 2.454 | 4.455 | 5 | 46.4 | 3.04 | 2.50 | 2.04 | 1 | 0.808 | 37.4 | |
| B ₅₀ B ₂ | 0 | 0 | 518.8 | 2.383 | 4.536 [48] | 5 | 45.7 | | 2.04 | 2.04 | 1 | 1 | 45.7 | |
| Compounds of the T-B ₁₉₂ structural type | | | | | | | | | | | | | | |
| <i>α-AlB₁₂</i> | 0 | 285.7 | 500.9 | 2.650 | 4.549 | 5 | 44.0 | 1.61 | 2.04 | 1.83 | 1 | 0.894 | 39.4 | 37 |
| Other boron-rich compounds | | | | | | | | | | | | | | |
| <i>γ-AlB₁₂</i> | 0 | 285.7 | 500.9 | 2.560 | 4.709 | 5 | 42.5 | 1.61 | 2.04 | 1.83 | 1 | 0.894 | 38.1 | |
| <i>oB₆Si</i> [66] | 0 | 411.3 | 502.5 | 2.399 | 5.598 | 5 | 35.9 | 1.90 | 2.04 | 1.97 | 1 | 0.97 | 34.7 | 29 |
| <i>MgAlB₁₄</i> | 0 | 199.4 | 478.9 | 2.660 | 4.761 | 5 | 40.2 | 1.46 | 2.04 | 1.75 | 1 | 0.85 | 34.3 | 35 |
| <i>WB₄</i> | 0 | 807.1 | 576.5 | 10.193 | 4.456 | 5 | 51.7 | 2.36 | 2.20 | 2.04 | 1 | 0.93 | 47.9 | 46 |
| | | | | | | | | | | | | | | [69] |

Notes: * Hypothetical phases are given in italics.

** For the most of compounds the estimation of ΔG_f is given using the thermodynamic data of known phases. For the boron-rich compounds with high boron content (> 85 at % of B) it has been fixed to 0.

Equation (1) also allows one to calculate the values of hardness at various temperatures by introducing the linear approximation of the temperature dependence of $\Delta G_{at}(T)$, i.e.

$$\Delta G_{at}(T) = \Delta G_{at}(300) \cdot [1 - (T - 300)/(T_{at} - 300)], \quad (4)$$

where T_{at} is the temperature of atomization⁵; as well as by introducing the temperature dependences of molar volumes $V(T)$. The theoretical simulation [8–10] shows a good agreement with the experimental data on the temperature dependences of Vickers and/or Knoop hardness for diamond, cBN, B₄C, ReB₂ and Al₂O₃ (Figs. 2a, 2b) in comparison with experimental data. The theoretical values of hardness have been calculated by equation

$$H(T) = H(300) \frac{\Delta G_{at}(T)V(300)}{\Delta G_{at}(300)V(T)}. \quad (5)$$

At relatively high temperatures (~ 0.3 – $0.5 T_{at}$) this equation gives 10–15 % higher values than the observed ones (bold lines in Figs. 2a, 2b), that should be attributed to the increase of materials' plasticity due to the intensification of the surface and bulk diffusion [24]. The influence of the temperature on plasticity (coefficient α) can be taken into account by the following empirical equation:

$$\alpha(T) = \alpha(300) \left(1 - \frac{k(T)}{k(\infty)}\right) = \alpha(300) \left(1 - e^{-\frac{2/3 T_{mel}}{T}}\right), \quad (6)$$

that supposes the Arrhenius-type temperature dependence of the dislocation propagation constant $k(T)$ (following Ref. [25], the activation energy was set to $2/3RT_{mel}$). This term allows a decrease in the discrepancy

⁵ For diamond and cBN the corresponding temperatures of sublimation are 4300 K and 3300 K, respectively.

between experimental and calculated data down to the level of experimental error (dashed lines in Figs. 2a, 2b). Our model describes the lowest possible decrease of hardness in the case of a material of a fixed microstructure. This explains the excellent agreement between the experimental and theoretical $H_V(T)$ curves for single crystals (Fig. 2a); while in the case of polycrystalline ceramic materials some deviations (often non-monotone) may occur due to the temperature-induced microstructure changes.

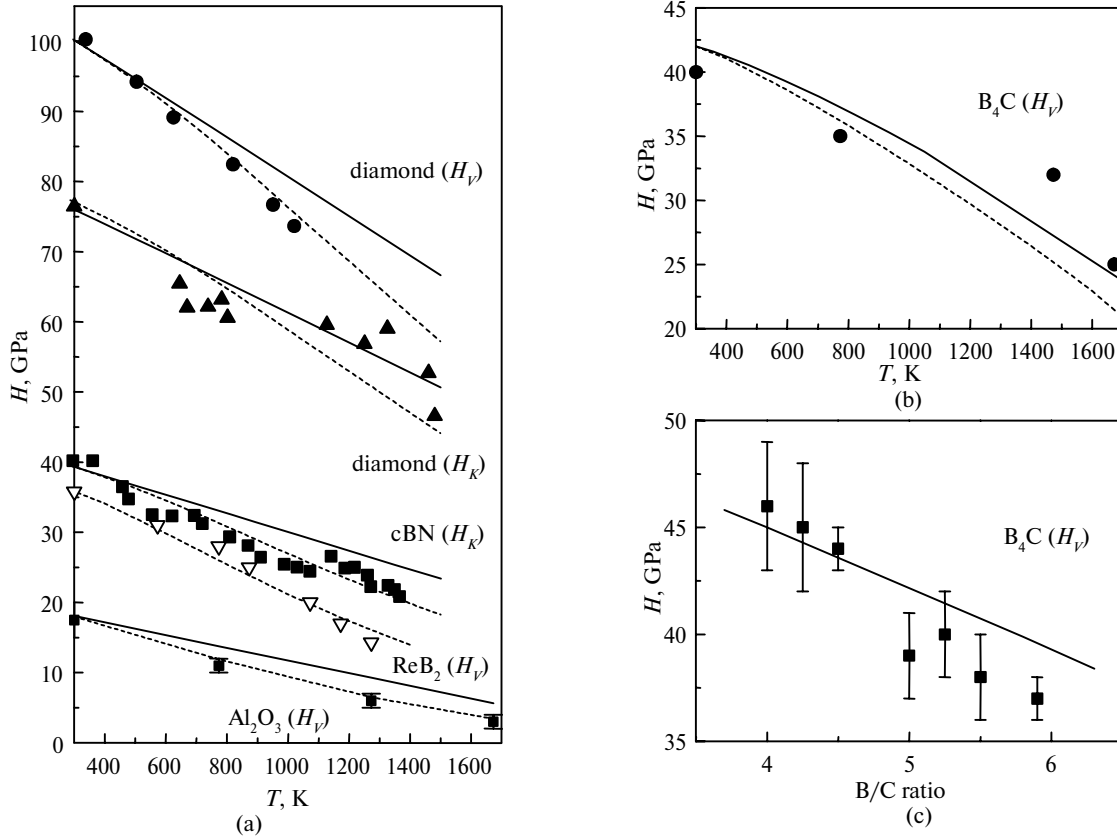


Fig. 2. Temperature dependence of hardness of single-crystal diamond, polycrystalline cBN (mean particle size of 5 μm), single-crystal ReB_2 , and B_4C -, SiC- and Al_2O_3 -based ceramics (a, b). The symbols represent the experimental data obtained by static indentation [52–57]. The lines show the results of calculation using Eq. (5) under assumption that $\alpha = \text{const}$ (solid line) and using Eq. (6) for α (dashed line). The concentration dependence of boron carbide hardness (c). The symbols represent experimental data [51], while solid line shows the results of calculation using Eq. (1). The crystallographic density of corresponding carbides has been evaluated using the lattice parameter data reported in [51].

Our model has justified the previous suggestions about the increase of hardness with pressure [26]. Because of the lack of reliable data on ΔG_{at} at very high pressures, the prediction cannot be easily made using equations (1) (the *ab initio* calculations of corresponding thermodynamic parameters could be useful in this case). However, according to [10] where the non-monotone correlation between H_V and bulk modulus B has been explained in the framework of the same thermodynamic model under the assumption of the similar nature of energy stocked by chemical bonds during indentation and compression, the pressure dependence of hardness is the same (up to a constant depending on material only) as the pressure dependence of B , i.e.

$$H_V(p) = \text{const}B(p). \quad (7)$$

Equation (7) allows one to suggest that the hard phases even with relatively low bulk moduli may show a remarkable hardness increase with pressure. Each material is expected to increase its hardness when the pressure is applied, however, the phase transformations accompanied by an increase of coordination number could prevent an infinite increase and cause a drop of hardness at a transformation pressure.

Some compounds with relatively high hardness at ambient pressure and relatively high pressure derivative of bulk modulus (as compared to diamond) under pressure become harder more rapidly than diamond (as soon as the structural phase transformations increasing the coordination number occurs); that allows some of them (e. g., B_6O) to reach the diamond hardness at very high pressures [26]. It is interesting to note that graphite, a very soft material at ambient conditions, may reach the diamond hardness at the lower pressure than

many other materials. This fact is in excellent agreement with the experimental and theoretical results reported in [27, 28] on the formation of “superhard graphite” that can scratch a single-crystal diamond, and allows us to suggest that other ordered [29–31] and disordered [32–35] graphite-like phases should show similar behavior under high pressure, even if the “compressed state” is not always recoverable at ambient pressure.

2. HARDNESS OF BORON-RICH SOLIDS

One more advantage of the proposed method is the possibility to easily estimate the hardness of various forms of boron and its compounds (B_4C , B_6O , $B_{13}N_2$, etc., see Fig. 3a, table), which is rather complicated by using other methods because of extreme complexity of boron-related structures and a large number of atoms in a unit cell. Usually the “non-ionic” contribution to hardness ($2\Delta G_{at}^0/NV$) is close to that of pure boron. However, the role of ionicity is not so clear because of the strong delocalization of chemical bonds. Thus, in our calculations for boron-rich compounds we have taken the mean value of electronegativities of all atoms connected to B_{12} icosahedron as an χ value for anion (or cation). For almost all boron-rich compounds the mean coordination number has been fixed to $\langle N \rangle = 5^6$; and only for α - B_{12} to 6 because the half of its icosahedral B-atoms have coordination number 7 due to the formation of three-center electron-deficient bondings.

Here we should also remark that the microstructure developed during various synthesis procedures [36] and even the influence of the single-crystal purity may significantly affect the hardness [37]. Thus, the poor/lacking data on the hardness of some boron-rich compounds may cause the significant under- or over-estimation of experimental H_V -values.

2.1. Boron Polymorphs

Boron is known to be the hardest element next to carbon [1, 38]. The experimental values of hardness for α - B_{12} ($H_V = 42$ GPa [39]) and β - B_{106} ($H_V = 45$ GPa as the maximal hardness for samples remelted at ambient pressure [40, 41] and 44(4) GPa for samples remelted at ~ 5 GPa, according to our unpublished results) phases are in good agreement with the values (39.2 and 43.8 GPa, respectively) calculated in the framework of the thermodynamic model of hardness. The hardness of recently synthesized superhard high-pressure boron phase, orthorhombic γ - B_{28} [42, 43], was found to be 50 GPa [19], which also agrees well with the calculated value of 48.8 GPa. Our model suggests that γ - B_{28} has the highest hardness among the known crystalline modifications of boron (as well as the lowest compressibility [44]) because of its highest density. The hardest polymorph is expected to be hypothetical diamond-like boron, a strongly metastable covalent phase, which, probably, could be stabilized (e.g., by quenching down to low temperatures) if the activation barrier of its transformation into conventional boron phases is high enough. Using different estimations of atomic volume (table), the expected hardness of dB should vary between 52 and 61 GPa. The hardness of tetragonal polymorph T- B_{192} [45] has not been ever reported. However, our calculations have shown that it should be the same as that of rhombohedral β - B_{106} .

2.2. Boron-rich Solids of the α - B_{12} Structural Type

Although the α - B_{12} phase is metastable at ambient pressure [42], the small amount of non-metal contaminations (C, O, N, Si, etc.) stabilizes the boron-rich compounds of the α - B_{12} structural type. The calculated values of Vickers hardness for B_4C and B_6O are 44 and 38 GPa, respectively; that is in a very good agreement with the experimental data for single crystal B_4C ($H_V = 45$ GPa [46]) and polycrystalline B_6O ($H_V = 38$ GPa [21]). The lower value of hardness for B_6O as compared to B_4C may be explained by the higher ionicity of B–O bonds than of B–C bonds. The estimation of hardness for the recently synthesized rhombohedral boron subnitride $B_{13}N_2$ [47–49] has given $H_V = 40.3$ GPa⁷ that allows ascribing $B_{13}N_2$ to superhard phases. Its relatively high bulk modulus comparable to those of B_4C and B_6O additionally confirms this suggestion [50].

Boron carbide B_4C , a very hard substance, which may be produced at ambient pressure, is, in fact, a kind of a solid solution of carbon in boron, i.e. $B_{4+x}C_{1-x}$, having a wide concentration range of stability. Using our

⁶ Since it is difficult to decide whether the B-atoms or B_{12} icosahedra should be considered as structural units, the approximate mean values of coordination number has been taken, which give the best agreement between calculated and experimental data.

⁷ The $2\Delta G_{at}^0/NV$ value has been set to a mean (~ 51 GPa) of corresponding values for B_6O and B_4C ; $\beta = 0.79$.

model of hardness, we have also succeeded to calculate the concentration dependence for the Vickers hardness of $B_{4+x}C_{1-x}$ (Fig. 2c), which is in a satisfactory agreement with experimental data reported in [51].

The calculated hardness of the α - B_{12} -type compounds with the elements of the 3rd and higher periods somewhat decreases due to the high concentration of the polar (partly ionic) bonds. At the same time, most

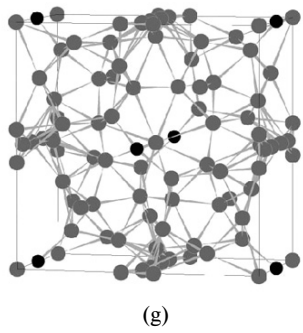
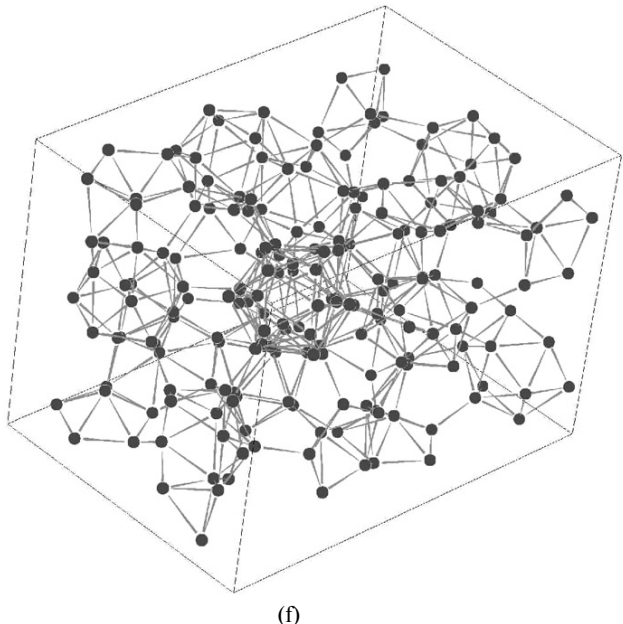
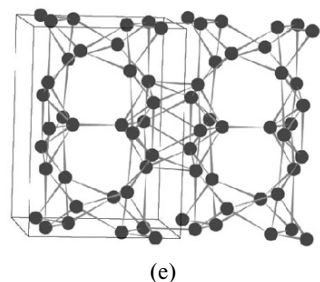
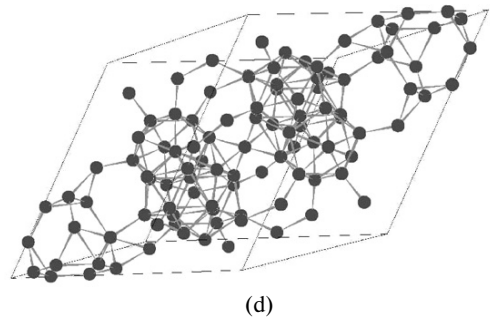
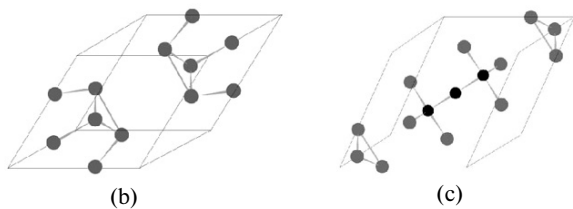
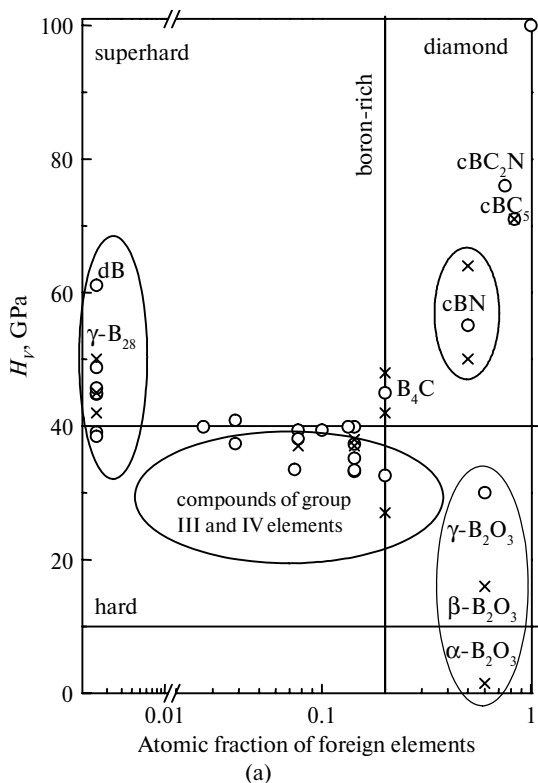


Fig. 3. Theoretical (○) and experimental (×) values of Vickers hardness of boron-containing compounds as a function of the atomic fraction of foreign element(s) (a). The approximate boundaries of hard ($H_V > 10$ GPa), superhard ($H_V > 40$ GPa), and boron-rich (boron content 80 at %) phases are given by horizontal and vertical lines. Principal structural types of boron-rich compounds related to known and hypothetical modifications of boron (b–g); i.e. rhombohedral α - B_{12} (b, c) and β - B_{106} (d); orthorhombic γ - B_{28} (e); tetragonal T- B_{192} (f), and T- B_{52} (g).

of the phases not only belong to the hardness range assigned to the “hard phases”, but also are close to its upper limit (Fig. 3a).

2.3. Boron-rich Solids of the β - B_{106} Structural Type

The β - B_{106} phase is the only thermodynamically stable phase of boron at pressures up to few GPa's. Very small amounts of foreign elements, especially metals, give a rise to a number of boron-rich compounds of the β - B_{106} structural type (table). Their hardness is expected to be lower just because of the partial ionicity of the chemical bonds.

2.4. Boron-rich Solids of the T- B_{52} Structural Type

The hypothetical T- B_{52} phase may be stabilized only by a small amount of nitrogen or carbon atoms as compounds $B_{50}N_2$ and $B_{50}C_2$. The hardness of these phases have not been experimentally studied to the present day, while our calculations show that they should have hardness between B_6O and B_4C , two common superhard phases of the α - B_{12} type. The recent studies of the B–BN system under high pressure [48] have revealed the stabilization of the phase that, most probably, is a solid solution $B_{50}N_{2-x}B_x$, with $x \approx 2$. Its hardness is supposed to be very close to that predicted for T- B_{52} , i.e. 46 GPa.

3. CONCLUSIONS

Thus, it has been found that the hardness of solids is directly related to their thermodynamic and structural properties. The formulated equations may be used for a large number of compounds with various types of chemical bonding and structures. The proposed method allows estimating the hardness and compressibility of various hypothetical compounds using the data on the Gibbs energy of atomization of elements and covalent/ionic radii. The applicability of the approach to the prediction of hardness has been illustrated by examples of the recently synthesized superhard diamond-like BC_5 and orthorhombic modification of boron, γ - B_{28} . In the framework of the proposed method we have calculated the hardness of a large number of boron-rich solids and found that it strongly depends on the electronegativity of atoms incorporated into boron lattice.

The authors are grateful to the Agence Nationale de la Recherche for the financial support (grant ANR-05-BLAN-0141).

REFERENCES

1. Kurakevych, O.O., Superhard Phases of Simple Substances and Binary Compounds of the B–C–N–O System: from Diamond to the Latest Results (a Review), *J. Superhard Mater.*, 2009, vol. 31, no. 3, pp. 139–157.
2. Brazhkin, V.V., Lyapin, A.G., Hemley, R.J., Harder than Diamond: Dreams and Reality, *Philosoph. Mag. A*, 2002, vol. 82, no. 2, pp. 231–253.
3. Gao, F.M., He, J.L., Wu, E.D., et al., Hardness of Covalent Crystals, *Phys. Rev. Lett.*, 2003, vol. 91, no. 1, pp. 015502 1–4.
4. Simunek, A. and Vackar, J., Hardness of Covalent and Ionic Crystals: First-Principle Calculations, *Phys. Rev. Lett.*, 2006, vol. 96, no. 8, pp. 085501 1–4.
5. Teter, D.M. and Hemley, R.J., Low-Compressibility Carbon Nitrides, *Science*, 1996, vol. 271, no. 5245, pp. 53–55.
6. Jhi, S.-H., Louie, S.G., Cohen, M.L., et al., Vacancy Hardening and Softening in Transition Metal Carbides and Nitrides, *Phys. Rev. Lett.*, 2001, vol. 86, no. 15, pp. 3348.
7. Gilman, J.J., Why Silicon Is Hard, *Science*, 1993, vol. 261, no. 5127, pp. 1436–1439.
8. Mukhanov, V.A., Kurakevych, O.O., and Solozhenko, V.L., Thermodynamic Aspects of Materials' Hardness: Prediction of Novel Superhard High-Pressure Phases, *High Press. Res.*, 2008, vol. 28, no. 4, pp. 531–537.
9. Mukhanov, V.A., Kurakevych, O.O., and Solozhenko, V.L., The Interrelation between Hardness and Compressibility of Substances and Their Structure and Thermodynamic Properties, *J. Superhard Mater.*, 2008, vol. 30, no. 6, pp. 368–378.
10. Mukhanov, V.A., Kurakevych, O.O., and Solozhenko, V.L., Hardness of Materials at High Temperature and High Pressure, *Philosoph. Mag.*, 2009, vol. 89, no. 25, pp. 2117–2127.
11. Novikov N., V. and Dub, S.N., Fracture Toughness of Diamond Single Crystals, *J. Hard Mater.*, 1991, vol. 2, pp. 3–11.
12. Sumiya, H., Toda, N., and Satoh, S., Mechanical Properties of Synthetic Type IIa Diamond Crystal, *Diamond Relat. Mater.*, 1997, vol. 6, no. 12, pp. 1841–1846.

13. Solozhenko, V.L., Dub, S.N., and Novikov, N.V., Mechanical Properties of Cubic BC₂N, a New Superhard Phase, *ibid.*, 2001, vol. 10, no. 12, pp. 2228–2231.
14. Sintez sverkhтвердых материалов (Synthesis of Superhard Materials), 3 vol., vol. 1. Synthetic Superhard Materials, Novikov, N.V., Bondarev, E.K., Vishnevskii A.S., et al., Eds., Kiev: Naukova Dumka, 1986.
15. Emsley, J., *The Elements*, Oxford: Clarendon press, 1991.
16. Liang, Q., Yan, C.-S., Meng, Y., et al., Enhancing the Mechanical Properties of Single-Crystal CVD Diamond, *J. Phys.: Cond. Matter.*, 2009, vol. 21, no. 36, pp. 364215.
17. Mukhanov, V.A., Kurakevich, O.O., and Solozhenko, V.L., On the Hardness of Boron (III) Oxide, *J. Superhard Mater.*, 2008, vol. 30, no. 1, pp. 71–72.
18. Solozhenko, V.L., Kurakevych, O.O., Andrault, D., et al., Ultimate Metastable Solubility of Boron in Diamond: Synthesis of Superhard Diamond-Like BC₅, *Phys. Rev. Lett.*, 2009, vol. 102, no. 6, pp. 015506.
19. Solozhenko, V.L., Kurakevych, O.O., and Oganov, A.R., On Hardness of Gamma Boron, *J. Superhard Mater.*, 2008, vol. 30, no. 6, pp. 428–429.
20. Haines, J. and Leger, J. M., The Search for Superhard Materials: a New Approach, *ibid.*, 1998, vol. 20, no. 2, pp. 3–10.
21. Rizzo, H.F., Simmons, W.C., and Bielstein, H.O., The Existence and Formation of the Solid B₆O, *J. Electrochem. Soc.*, 1962, vol. 109, no. 11, pp. 1079–1082.
22. Lowther, J.E., Potential Superhard Phases and the Stability of Diamond-Like Boron–Carbon Structures, *J. Phys.: Cond. Matter.*, 2005, vol. 17, no. 21, pp. 3221–3229.
23. Solozhenko, V.L., Kurakevych, O.O., Andrault, D., et al., Erratum: Ultimate Metastable Solubility of Boron in Diamond: Synthesis of Superhard Diamond-Like BC₅, *Phys. Rev. Lett.*, 2009, vol. 102, no. 17, pp. 179901.
24. Trim, D.L., Design of Industrial Catalysts, Chemical Engineering Monographs, Amsterdam: Elsevier, 1980.
25. Gusarov, V.V., *Statika i dinamika polikristallicheskih sistem na osnove tugoplavkikh oksidov* (Statics and Dynamics of Polycrystalline Systems Based on Refractory Oxides), St. Petersburg: St. Petersburg State University, 1996, p. 44.
26. Nellis, W.J., Systematics of Compression of Hard Materials, *J. Phys.: Conf. Ser.*, 2008, vol. 121, no. 6, pp. 062005 (5 p.)
27. Mao, W.L., Mao, H.K., Eng, P.J., et al., Bonding Changes in Compressed Superhard Graphite, *Science*, 2003, vol. 302, no. 5644, pp. 425–427.
28. Li, Q., Ma, Y., Oganov, A.R., et al., Superhard Monoclinic Polymorph of Carbon, *Phys. Rev. Lett.*, 2009, vol. 102, no. 17, pp. 175506.
29. Meng, Y., Mao, H.-K., Eng, P.J., et al., The Formation of sp³ Bonding in Compressed BN, *Nature Mater.*, 2004, vol. 3, no. 2, pp. 111–114.
30. Ueno, M., Hasegawa, K., Oshima, R., et al., Room-Temperature Transition of Rhombohedral Type Boron–Nitride under High Static Pressure, *Phys. Rev. B*, 1992, vol. 45, no. 18, pp. 10226–10230.
31. Yagi, T., Utsumi, W., Yamakata, M., et al., High-Pressure in situ X-ray-Diffraction Study of the Phase Transformation from Graphite to Hexagonal Diamond at Room Temperature, *ibid.*, 1992, vol. 46, no. 10, pp. 6031–6039.
32. Solozhenko, V.L. and Kurakevych, O.O., Reversible Pressure–Induced Structure Changes in Turbostratic BN–C Solid Solutions, *Acta Cryst. B*, 2005, vol. 61, no. 5, pp. 498–503.
33. Solozhenko, V.L., Kurakevych, O.O., and Kuznetsov, A.Y., Raman Scattering from Turbostratic Graphite-Like BC₄ under Pressure, *J. Appl. Phys.*, 2007, vol. 102, no. 6, pp. 063509 1–6.
34. Solozhenko, V.L., Kurakevych, O.O., Solozhenko, E.G., et al., Equation of State of Graphite-Like BC, *Solid State Comm.*, 2006, vol. 137, no. 5, pp. 268–271.
35. Talyzin, A.V., Solozhenko, V.L., Kurakevych, O.O., et al., Colossal Pressure–Induced Lattice Expansion of Graphite Oxide in the Presence of Water, *Angewandte Chemie International Edition*, 2008, vol. 47, no. 43, pp. 8268–8271.
36. Kurakevych, O.O., Restricted Growth of Solid Phase from Solution, *Mater. Chem. Phys.*, 2007, vol. 105, nos. 2–3, pp. 401–407.
37. Liang, Q., Yan, C.-S., Meng, Y., et al., Recent Advances in High-Growth Rate Single-Crystal CVD Diamond, *Diamond Relat. Mater.*, 2009, vol. 18, nos. 5–8, pp. 698–703.
38. Oganov, A.R. and Solozhenko, V.L., Boron: a Hunt for Superhard Polymorphs, *J. Superhard Mater.*, 2009, vol. 31, no. 5, pp. 285–291.
39. Amberger, E. and Stumpf, W., Gmelin Handbook of Inorganic Chemistry, Berlin: Springer-Verlag, 1981, pp. 112–238.
40. Gabunia, D., Tsagareishvili, O., Darsavelidze, G., et al., Preparation, Structure and Some Properties of Boron Crystals with Different Content of ¹⁰B and ¹¹B Isotopes, *J. Solid State Chem.*, 2004, vol. 177, no. 2, pp. 600–604.
41. Gabunia, D., Tsagareishvili, O., Lezhava, D., et al., Peculiarities of Changes of Some Physico-Mechanical Characteristics of Monoisotopes ¹⁰B, ¹¹B and Natural β-Boron, *ibid.*, 2006, vol. 179, no. 9, pp. 2944–2948.
42. Oganov, A.R., Chen, J., Gatti, C., et al., Ionic High-Pressure Form of Elemental Boron, *Nature*, 2009, vol. 457, no. 7231, pp. 863–867.

43. Oganov, A.R., Chen, J., Gatti, C., et al., Addendum: Ionic High-Pressure Form of Elemental boron, *ibid.*, 2009, vol. 460, no. 7252, pp. 292–292.
44. Le Godec, Y., Kurakevych, O.O., Munsch, P., et al., Equation of State of Orthorhombic Boron, γ -B₂₈, *Solid State Comm.*, 2009, vol. 149, no. 33–34, pp. 1356–1358.
45. Vlasse, M., Naslain, R., Kasper, J.S., et al., Crystal Structure of Tetragonal Boron Related to α -AlB₁₂, *J. Solid State Chem.*, 1979, vol. 28, no. 3, pp. 289–301.
46. Domnich, V., Gogotsi, Y., and Trenary, M., Identification of Pressure-Induced Phase Transformations Using Nanoindentation, *Mater. Res. Soc. Symp. Proc.*, 2001, vol. 649, pp. Q8.9.1–Q8.9.6.
47. Kurakevych, O.O. and Solozhenko, V.L., Rhombohedral Boron Subnitride, B₁₃N₂, by X-ray Powder Diffraction, *Acta Cryst. C*, 2007, vol. 63, pp. i80–i82.
48. Solozhenko, V.L. and Kurakevych, O.O., Chemical Interaction in the B–BN System at High Pressures and Temperatures. Synthesis of Novel Boron Subnitrides, *J. Solid State Chem.*, 2009, vol. 182, no. 6, pp. 1359–1364.
49. Solozhenko, V.L., Kurakevych, O.O., Turkevich, V.Z., et al. On the Problem of the Phase Relations in the B–BN System at High Pressures and Temperatures, *J. Superhard Mater.*, 2009, vol. 31, no. 1, pp. 1–6.
50. Kurakevych, O.O. and Solozhenko, V.L., 300-K Equation of State of Rhombohedral Boron Subnitride, *Solid State Comm.*, 2009, vol. 149, nos. 47–48, pp. 2169–2171.
51. Koichi, N., Atsushi, N., and Toshio, H., The Effect of Stoichiometry on Mechanical Properties of Boron Carbide, *J. Amer. Ceram. Soc.*, 1984, vol. 67, no. 1, pp. C-13–C-14.
52. Kurdyumov, A.V., Malogolovets, V.G., Novikov, N.V., et al., *Polimorfnye modifikatsii ugljeroda i nitride bora* (Polymorph Modifications of Carbon and Boron Nitride), Moscow: Metallurgiya, 1994.
53. Novikov, N.V., Sirota, Y.V., Mal'nev, V.I., et al., Mechanical Properties of Diamond and Cubic BN at Different Temperatures and Deformation Rates, *Diamond Relat. Mater.*, 1993, vol. 2, no. 9, pp. 1253–1256.
54. Krell, A. and Bakun, O.V. High-Temperature Hardness of Al₂O₃-Base Ceramics, *Acta Metall.*, 1986, vol. 34, no. 7, pp. 1315–1319.
55. O'Connor, J.R., Smiltens, J., et al., *A High Temperature Semiconductor*, Oxford, London, New York, Paris: Pergamon Press, 1960.
56. Marinescu, I.D., Tonshoff, H.K., Inasaki, I., et al. Handbook of Ceramic Grinding and Polishing, Noyes Publications: Berkshire, 2000.
57. Otani, S., Korsukova, M.M., and Aizawa, T., High-Temperature Hardness of ReB₂ Single Crystals, *J. Alloy. Comp.*, 2008, vol. 477, nos. 1–2, pp. L28–L29.
58. Solozhenko, V.L., Kurakevych, O.O., and Oganov, A.R., On the Hardness of a New Boron Phase, Orthorhombic γ -B₂₈, *J. Superhard Mater.*, 2008, vol. 30, no. 6, pp. 428–429.
59. Kumashiro, Y., Okada, Y., and Gonda, S., Crystal Growth of Thick Wafers of Boron Phosphide, *J. Cryst. Growth*, 1984, vol. 70, nos. 1–2, pp. 507–514.
60. McMillan, P.F., Hubert, H., Chizmeshya, A., et al., Nucleation and Growth of Icosahedral Boron Suboxide Clusters at High Pressure, *J. Solid State Chem.*, 1999, vol. 147, no. 1, pp. 281–290.
61. Bairamashvili, I.A., Kalandadze, G.I., Eristavi, A.M., et al., An Investigation of the physico-mechanical properties of B₆O and SiB₄, *J. Less Comm. Met.*, 1979, vol. 67, no. 2, pp. 455–459.
62. Giunchi, G., Malpezzi, L., and Masciocchi, N., A New Crystalline Phase of the Boron-Rich Metal–Boride Family: the Mg₂B₂₅ Species, *Solid State Sci.*, 2006, vol. 8, pp. 1202–1208.
63. Brutti, S., Colapietro, M., Balducci, G., et al., Synchrotron Powder Diffraction Rietveld Refinement of MgB₂₀ Crystal Structure, *Intermetallics*, 2002, vol. 10, pp. 811–817.
64. Higashi, I., Iwasaki, H., Ito, T., et al., Single-Crystal X-ray Diffraction Study of AlB₃₁ of the Beta-Rhombohedral Boron Structure, *J. Solid State Chem.*, 1989, vol. 82, pp. 230–238.
65. Vlasse, M. and Viala, J.C., The Boron–Silicon Solid Solution: A Structural Study of the SiB~36 Composition, *ibid.*, 1981, vol. 37, no. 2, pp. 181–188.
66. Vlasse, M., Slack, G.A., Garbaskas, M., et al., The Crystal Structure of SiB₆, *ibid.*, 1986, vol. 63, no. 1, pp. 31–45.
67. Rizzo, H.F. and Bidwell, L.R., Formation and Structure of SiB₄, *J. Amer. Ceram. Soc.*, 1960, vol. 43, no. 10, pp. 550–552.
68. Cook B.A., Harringa, J.L., Lewis, T.L., et al., A New Class of Ultrahard Materials Based on AlMgB₁₄, *Scripta Materialia*, 2000, vol. 42, no. 6, pp. 597–602.
69. Gu, Q., Krauss, G., and Steurer, W., Transition Metal Borides: Superhard versus Ultra-Incompressible, *Advanced Mater.*, 2008, vol. 20, no. 19, pp. 3620–3626.