

Effective temperatures of a heated Brownian particle

Laurent Joly,* Samy Merabia,† and Jean-Louis Barrat‡

LPMCN, Université de Lyon; UMR 5586 Université Lyon 1 et CNRS, F-69622 Villeurbanne, France

(Dated: October 18, 2018)

We investigate various possible definitions of an effective temperature for a particularly simple nonequilibrium stationary system, namely a heated Brownian particle suspended in a fluid. The effective temperature based on the fluctuation dissipation ratio depends on the time scale under consideration, so that a simple Langevin description of the heated particle is impossible. The short and long time limits of this effective temperature are shown to be consistent with the temperatures estimated from the kinetic energy and Einstein relation, respectively. The fluctuation theorem provides still another definition of the temperature, which is shown to coincide with the short time value of the fluctuation dissipation ratio.

PACS numbers: 05.70.Ln, 05.40.-a, 82.70.Dd, 47.11.Mn

In the recent years, so called “active colloids”, *i.e.* colloidal particles that exchange with their surroundings in a non Brownian manner, have attracted considerable attention from the statistical physics community [1]. These systems are of interest as possible models for simple living organisms, and the description of the corresponding nonequilibrium states using the tools of standard statistical physics raises a number of fundamental questions [2, 3]. The most widely studied active colloids are those that exchange momentum with the supporting solvent in a non stochastic way, resulting into self propulsion. A less studied possibility is that the colloid acts as a local heat source and is constantly surrounded by a temperature gradient. Experimentally [4], such a situation is achieved when colloids are selectively heated by an external source of radiation which is not absorbed by the solvent. If the heat is removed far away from the particle, or, more practically, if the particle concentration is small enough that the suspending fluid can be considered as a thermostat, a simple nonequilibrium steady state is achieved. Each colloidal particle is surrounded by a spherically symmetric halo of hot fluid, and diffuses in an *a priori* Brownian manner. The diffusion constant of such heated Brownian particles was experimentally shown to be increased compared to the one observed at equilibrium [4], and a semi quantitative analysis of this enhancement was presented in reference [5], based on an analysis of the temperature dependence of the viscosity.

In this report, we use simulation to investigate in detail the statistical physics of the simple non equilibrium steady state (NESS) formed by a heated particle suspended in a fluid. The most natural way of describing such a system, in which the particles diffuse isotropically in the surrounding fluid, is to make use of a Langevin type equation for the center of mass velocity \mathbf{U} , involving in general a memory kernel $\zeta(t)$ and a random force $\mathbf{R}(t)$:

$$M \frac{d\mathbf{U}}{dt} = - \int_{-\infty}^t \zeta(t-s) \mathbf{U}(s) ds + \mathbf{F}_{\text{ext}} + \mathbf{R}(t). \quad (1)$$

In a system at thermal equilibrium at temperature T , the correlations in the random force and the friction kernel are related by the standard fluctuation dissipation theorem, $\langle R_\alpha(t) R_\beta(t') \rangle = \delta_{\alpha\beta} \zeta(|t-t'|) k_B T$ [6]. Obviously such a description is not expected to hold for a heated particle, as the system is now out of equilibrium. A generalization of Eq. 1, involving a corrected fluctuation dissipation relation with an effective temperature T_{eff} replacing the equilibrium one, would however appear as a natural hypothesis. In fact, such an approach was shown to hold for sheared systems kept at a constant temperature by a uniform thermostat [7], or in the frame of the particle for a particle driven at constant average speed [8]. The interpretation of recent experiments [3] also makes implicitly use of such a description in describing the sedimentation equilibrium of active particles, or in analyzing the diffusion constant for hot Brownian motion [5].

The use of a Langevin equation with an effective temperature has several direct consequences. The kinetic energy associated with the center of mass, $\langle \frac{1}{2} M \mathbf{U}^2 \rangle$, is necessarily equal to the effective temperature $\frac{3}{2} k_B T_{\text{eff}}$. The diffusion coefficient D and the mobility under the influence of an external force $\mu = U_x/F_x$ are related by an Einstein relation, $D/\mu = k_B T_{\text{eff}}$ [9]. More generally, this relation can be seen as the steady state version of the proportionality between the time dependent response function to an external force, $\chi(t) = \delta U_x(t)/\delta F_x$, and the velocity autocorrelation in the nonequilibrium steady state:

$$\chi(t) = \frac{1}{k_B T_{\text{eff}}} \langle U_x(0) U_x(t) \rangle. \quad (2)$$

This relation was explored numerically for self propelled particles in reference [2], and shown to be consistent with the observed Einstein like relation. Independently of the use of a specific Langevin model, this relation defines an effective temperature through a so called “fluctuation dissipation ratio”. The applicability of an effective temperature description is determined by the dependence of this fluctuation dissipation ratio on time. We show in the following that the time scale at which the fluctuation

arXiv:1101.2758v1 [cond-mat.stat-mech] 14 Jan 2011

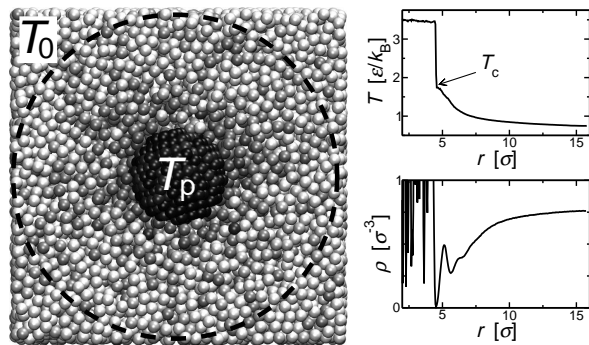


FIG. 1. *Left*– Snapshot of the simulated system for $T_p = 3.5\epsilon/k_B$ ($T_0 = 0.75\epsilon/k_B$); Gray levels indicate the kinetic energy of atoms. *Right*– Steady radial temperature and density profiles for this system.

dissipation ratio of a heated particle is determined indeed matters, so that a single temperature description, even in such a seemingly simple system, is problematic.

Finally, the use of a Langevin description with an effective temperature entails the validity of several “fluctuation relations” [10], which have been the object of numerous recent experimental and numerical tests, both in equilibrium and nonequilibrium systems. The study of the fluctuation relation for the heated particle constitutes the last part of this report.

Our work is based on a direct molecular simulation (MD) approach of a crystalline nanoparticle diffusing in a liquid. The simulation was carried out using the LAMMPS package [11]. Details of the model can be found in previous works [12, 13], where we used this system to investigate heat transfer from nanoparticles. The particle was made of 555 atoms with a fcc structure, tied together using FENE bonds. The liquid was made of ~ 23000 atoms (Fig. 1). All liquid and solid atoms interacted *via* the same Lennard-Jones (LJ) potential $v = 4\epsilon[(\sigma/r)^{12} - (\sigma/r)^6]$, at the exclusion of solid atoms directly bonded to each others. In the following, all results will be given in LJ units, namely σ , ϵ/k_B and $\tau = \sqrt{m\sigma^2/\epsilon}$ for length, temperature and time, respectively. The atoms in the solid particle were held at constant temperature T_p using a Nosé-Hoover thermostat, after subtracting the velocity of the center of mass. In order to mimic the bulk liquid – far from the particle – acting as a thermal bath, a rescaling thermostat was applied only to liquid atoms lying beyond 15σ from the center of the particle (this condition being evaluated each time the thermostat was applied), to keep them at constant temperature $T_0 = 0.75\epsilon/k_B$. This amounts to an assumption that the temperature profile around the particle follows the latter instantaneously. This is a reasonable assumption, as heat diffusion is much faster than mass diffusion in our system: $D_{\text{heat}} \sim 1\sigma^2/\tau$ [13], while $D_{\text{mass}} \in [0.002; 0.02]\sigma^2/\tau$ (Fig. 2). Finally the whole system was kept at fixed pressure $p = 0.0015\epsilon/\sigma^3$ us-

ing a Nosé-Hoover barostat. Simulations were run over typically 10^7 timesteps in order to accumulate enough statistics.

In previous work, we have shown that nanoparticles are able to sustain extremely high heat fluxes, *via* two mechanisms: Firstly, interfacial thermal resistance at the nanoscale generates significant temperature jumps at the interface, *i.e.* the contact temperature T_c of the liquid at the nanoparticle surface is much lower than the particle temperature T_p (Fig. 1). Secondly, the large curvature-induced Laplace pressure prevents the formation of a vapor layer at the interface; At the highest temperatures, only a stable depleted region is observed (Fig. 1).

Two approaches were used to measure the effective temperature of the particle. We started by measuring the kinetic temperature T_K , related to the center of mass velocity of the particle. Due to the finite ratio between solid and liquid masses, care has to be taken to measure the relative velocity between the solid nanoparticle and the liquid $U_i = U_{si} - U_{li}$ ($i = x, y, z$), with U_{si} and U_{li} the velocities of the solid and liquid centers of mass along the i direction. T_K was then given by $\frac{1}{2}k_B T_K = \frac{1}{2}m_{\text{eff}}\langle U_i^2 \rangle$, where $m_{\text{eff}} = m_s m_l / (m_s + m_l)$ [m_s and m_l being the total mass of the solid and liquid components]. We checked that this procedure behaved correctly for all mass ratios, even when the mass of solid atoms is increased artificially up to the point where $m_s = m_l$. All the velocity measurements presented in the following were done consistently using this procedure. T_K was evaluated along the 3 degrees of freedom of the particle in order to estimate the uncertainties, which were below 1%.

We also measured the “Einstein” temperature T_E , defined as the ratio between the diffusion coefficient D and the mobility μ of the particle [9]. The diffusion coefficient was computed as the plateau value of the integral of the velocity autocorrelation function (VACF) $C_{UU}(t) = \langle U_i(t)U_i(0) \rangle$ of the nanoparticle: $D = \lim_{t \rightarrow \infty} \mathcal{D}(t)$, with $\mathcal{D}(t) = \int_0^t C_{UU}(s)ds$ (Fig. 2a). The plateau is reached after a correlation time typically around $t_c \sim 30\tau$. The mobility μ was computed by applying an external force $F = 10\epsilon/\sigma$ to the particle, and measuring its steady velocity U in the direction of the force: $\mu = U/F$ (linear response in the applied force was carefully checked).

In Fig. 2.b, we have plotted both measures of the particle’s effective temperature as a function of T_p . One can note that all temperature estimates collapse to T_0 at equilibrium. A striking feature of Fig. 2.b is that the two approaches to measure the effective temperature of the particle provide different results. While this is expected for active colloids with a ballistic motion at short times [3], it is quite surprising in the case of a simple Brownian particle, and cannot be understood in the framework of a Langevin description. As discussed before [5], one can finally note that neither T_K nor T_E identify with the contact temperature T_c , as could be naively expected [14] (Fig. 2.b).

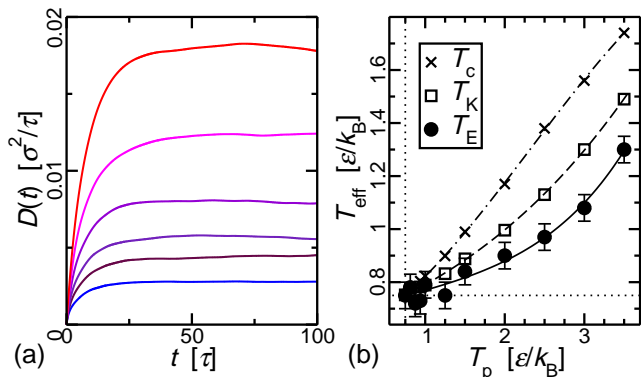


FIG. 2. (a) Integrated velocity autocorrelation functions of the particle (from bottom to top: $k_B T_p/\varepsilon = 0.75, 1.5, 2, 2.5, 3, 3.5$). (b) Einstein temperature T_E and kinetic temperature T_K as a function of the particle temperature T_p ; the contact temperature T_C is also plotted for comparison. Lines are guides for the eye. When not indicated, uncertainties are below the symbol size.

178 To understand the existence of two temperatures in
 179 the system, we have probed the fluctuation dissipation
 180 theorem (FDT) for the Brownian system under study.
 181 Generally speaking, considering a physical observable A ,
 182 the response of a system driven out of equilibrium at time
 183 $t = 0$ by the action of a small external field $\mathcal{F}(t)$ is char-
 184 acterized by the susceptibility $\chi_{AC}(t) = \frac{\langle \delta A(t) \rangle}{\delta \mathcal{F}(0)}$ where in
 185 the subscript of the susceptibility, C refers to the vari-
 186 able conjugated to the field \mathcal{F} : $C = \frac{\delta \mathcal{H}}{\delta \mathcal{F}}$, \mathcal{H} being the
 187 Hamiltonian of the perturbed system. The FDT states
 188 that the susceptibility $\chi_{AC}(t)$ is related to the equilib-
 189 rium correlation function $C_{AC}(t) = \langle A(t)C(0) \rangle$ through:
 190 $\int_0^t \chi_{AC}(s) ds = \frac{1}{k_B T} C_{AC}(t)$ where T is the thermal bath
 191 temperature, and the correlation function is estimated
 192 at equilibrium. A sensitive way of probing the deviation
 193 from this relation in nonequilibrium systems, which
 194 has been extensively used for example in glassy systems
 195 [15, 16] consists in determining separately the integrated
 196 susceptibility function and the correlation function, and
 197 in plotting them in a parametric plot with the time as param-
 198 eter. The slope of the curve is then interpreted as the
 199 inverse of an effective temperature, which may depend on
 200 the time scale [15].

201 For the system under study, we obtain the integrated
 202 response to an external force F by applying the force in a
 203 stationary configuration at $t = 0$, and following the evolu-
 204 tion of the particle center of mass velocity $U(t)$. The
 205 parametric plot involves then the average velocity divided
 206 by the applied force, $\mu(t) = \langle U(t) \rangle / F = \int_0^t \chi_{UX}(s) ds$,
 207 versus the integrated velocity auto correlation function
 208 $C_{UX}(t) = \int_0^t C_{UU}(s) ds = \mathcal{D}(t)$. To obtain the response
 209 function from the ensemble averaged particle velocity
 210 $\langle U(t) \rangle$, we have run simulations starting from 1000 in-
 211 dependent configurations of the system and tracked the

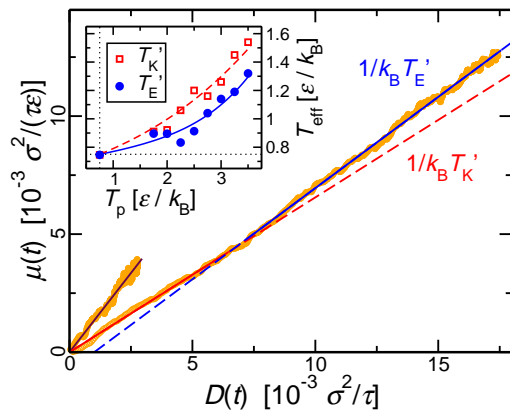


FIG. 3. Integrated response function as a function of the in-
 tegrated VACF of the nanoparticle, for $k_B T_p/\varepsilon = 0.75$ (equi-
 librium) and 3.5. *Inset*— Temperatures extracted from the fit
 of the main graph’s curves at small and large times, as a func-
 tion of the particle temperature. note that the lines are not
 merely guides to the eye, but correspond to the data deter-
 mined independently and already reported in Fig. 2 for the
 kinetic and Einstein temperature.

212 position of the Brownian particle before a steady state is
 213 attained (corresponding to times smaller than t_c). This
 214 enabled us to obtain good statistics for the ensemble aver-
 215 aged velocity of the particle, in particular during the
 216 early stage of the transient $t \ll t_c$.

217 Figure 3 shows the resulting response/correlation para-
 218 metric plot, for the different temperatures considered.
 219 When $T_p = T_0$, the nanoparticle is at equilibrium before
 220 the external force is applied, and the fluctuation dissi-
 221 pation theorem is obeyed. For higher values of the par-
 222 ticle temperature T_p , the velocity $\langle U(t) \rangle$ depends non
 223 linearly on the integrated VACF and the fluctuation dissi-
 224 pation ratio is time dependent. This is particularly visi-
 225 ble for the highest temperature considered in Fig. 3
 226 $T_p = 3.5\varepsilon/k_B$, where the two slopes $\frac{d\mu}{d\mathcal{D}}$ at small and
 227 large \mathcal{D} differ markedly. From these two slopes, it is pos-
 228 sible to define two temperatures T'_K and T'_E characteriz-
 229 ing the response of the system respectively at short times
 230 and long times. The inset of Fig. 3 compares these two
 231 temperatures to the kinetic and Einstein temperatures
 232 defined before. Strikingly the short time effective tem-
 233 perature T'_K is very close to the kinetic temperature of
 234 the nanoparticle T_K , while the long time effective temper-
 235 ature T'_E is close to the Einstein temperature T_E . There-
 236 fore our system, in spite of its simplicity, exhibits a “two
 237 temperatures” behavior on the two different time scales
 238 that are separated by the typical scale set by the loss of
 239 memory in the initial velocity. The short time, fast tem-
 240 perature sets the kinetic energy of the particles, while
 241 the Einstein temperature which probes the steady state
 242 response is determined by the long time behavior of the
 243 integrated response.

244 For a system in contact with a thermal bath and driven

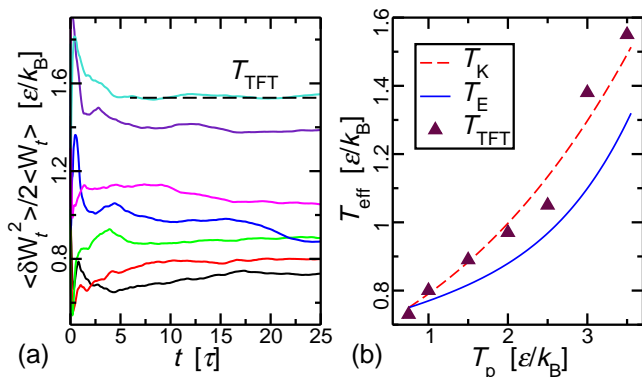


FIG. 4. (a) Transient fluctuation temperature $T_t = \langle \delta W_t^2 \rangle / 2 \langle W_t \rangle$ as a function of the time t , for different temperatures T_p of the nanoparticle. From bottom to top: $k_B T_p / \epsilon = 0.75, 1, 1.5, 2, 2.5, 3, 3.5$. (b) Transient fluctuation temperature T_{TFT} obtained with the long time limit of T_t as a function of the particle temperature T_p . The lines correspond to the data for the kinetic and Einstein temperature in Fig. 2.

out of equilibrium, the bath temperature plays also a key role in quantifying the fluctuations of the work from an external forcing [10]. Two situations have to be distinguished depending on the time window analyzed. If we follow the evolution of a system in the transient regime before a steady state is reached, starting from a system at equilibrium, the transient fluctuation theorem (TFT) predicts:

$$P(W_t)/P(-W_t) = \exp(W_t/k_B T), \quad (3)$$

where $P(W_t)$ is the density probability of the work W_t . In this equation W_t is the work from the external force F , *i.e.* $W_t = \int_0^t U(s)F ds$ and T is the temperature of the thermal bath. On the other hand, in a stationary situation, the steady state fluctuation theorem (SSFT) predicts $P(W_t)/P(-W_t) \rightarrow \exp(W_t/k_B T)$ when $t \gg t_c$ where t_c denotes a typical equilibrium correlation time. In the SSFT, the work W_t is estimated along a trajectory of length t : $W_t = \int_{t_i}^{t_i+t} U(s)F ds$, where an average on different values of the initial t_i may be performed. We have tested these fluctuation relations for the heated Brownian particles, again applying an external force $F = 10\epsilon/\sigma$ at $t = 0$ and recording the statistics of the work using 1000 independent configurations. It turned out however that the distribution of the work W_t was too noisy to determine accurately the ratio $P(W_t)/P(-W_t)$ and critically assess the validity of the fluctuation theorems discussed above. To extract an effective temperature measuring the fluctuations of W_t , we have used the observation that the statistics of the work W_t is to a good approximation Gaussian. Under these conditions, it is trivial to show that the distribution of W_t obeys a law similar to Eq. 3 with an effective temperature $T_t = \langle \delta W_t^2 \rangle / 2 \langle W_t \rangle$. Note that strictly speaking

the TFT implies that $T_t = T$ is independent of t . In Fig. 4.a we have shown the evolution of T_t as a function of the time t for different temperatures T_p of the nanoparticle. For all the temperatures considered, the initially small values of $\langle W_t \rangle$ leads to a large uncertainty in the value of T_t . For longer times $t > 5\tau$, the temperature T_t is approximately independent of the time t . We will denote $T_{\text{TFT}}(T_p)$ the value of the effective temperature T_t in this regime. Figure 4.b displays the evolution of T_{TFT} as a function of the temperature of the nanoparticle T_p . It is clear that the resulting T_{TFT} is very close to the kinetic temperature T_K characterizing the particle dynamics on short time scales. While we are not aware of a theoretical analysis of this situation, we believe the reason for this proximity lies in the fact that the main contribution to fluctuations in the work function corresponds to the time regime in which the velocity is still correlated to its value at $t = 0$, *i.e.* the same time regime in which the fluctuation dissipation ratio corresponds to the “fast” temperature.

Our work shows that, even in a conceptually rather simple system, in a nonequilibrium steady state, a description in terms of a Langevin model involving a single temperature is far from trivial. Further generalization and interpretation of the behavior of interacting particles in terms of Langevin models and a single noise temperature is expected to suffer similar difficulties, as can already be inferred from the results of [2]. It would be interesting to explore, if the recent extensions of fluctuation dissipation theorems proposed in refs [17, 18] can be applied to the present case, *i.e.* to identify observables for which a response-correlation proportionality relation holds. Even so, the resulting observables are likely to be different from those that are naturally measured in experiments or simulations. We also note that, with the present observables, experiments using optical tweezers with a strongly absorbing particle could be used to probe the different temperatures investigated here, with the exception of the kinetic one. We expect that such experiments will be able to detect a deviation from equilibrium of the order of magnitude reported here.

We acknowledge useful exchanges with L. Bocquet, F. Cichos, K. Kroy and D. Rings, and the support of ANR project Ophthermal.

* laurent.joly@univ-lyon1.fr

† samy.merabia@univ-lyon1.fr

‡ jean-louis.barrat@univ-lyon1.fr

[1] F. Schweizer, *Brownian Agents and Active Particles* (Springer, Berlin, 2003).

[2] D. Loi, S. Mossa, and L. F. Cugliandolo, *Physical Review E* **77**, 051111 (2008).

[3] J. Palacci, C. Cottin-Bizonne, C. Ybert, and L. Bocquet, *Phys. Rev. Lett.* **105**, 088304 (2010).

- 330 [4] R. Radunz, D. Rings, K. Kroy, and F. Cichos, *J. Phys.* 344
331 *Chem. A* **113**, 1674 (2009). 345
- 332 [5] D. Rings, R. Schachoff, M. Selmke, F. Cichos, and 346
333 K. Kroy, *Phys. Rev. Lett.* **105**, 090604 (2010). 347
- 334 [6] R. Kubo, *Statistical Physics II, nonequilibrium statistical* 348
335 *mechanics* (Springer, Berlin, 1988). 349
- 336 [7] M. G. McPhie, P. J. Daivis, I. K. Snook, J. Ennis, and 350
337 D. J. Evans, *Physica A* **299**, 412 (2001). 351
- 338 [8] T. Speck and U. Seifert, *Europhys. Lett.* **74**, 391 (2006). 352
- 339 [9] A. Einstein, *Annalen Der Physik* **17**, 549 (1905). 353
- 340 [10] R. van Zon and E. G. D. Cohen, *Physical Review E* **67**, 354
341 046102 (2003). 355
- 342 [11] S. Plimpton, *J. Comp. Phys.* **117**, 1 (1995), 356
343 <http://lammps.sandia.gov/>.
- 344 [12] S. Merabia, P. Keblinski, L. Joly, L. J. Lewis, and J.-L.
345 Barrat, *Physical Review E* **79**, 021404 (2009).
- 346 [13] S. Merabia, S. Shenogin, L. Joly, P. Keblinski, and J. L.
347 Barrat, *PNAS* **106**, 15113 (2009).
- 348 [14] R. M. Mazo, *J. Chem. Phys.* **60**, 2634 (1974).
- 349 [15] L. F. Cugliandolo, J. Kurchan, and L. Peliti, *Physical*
350 *Review E* **55**, 3898 (1997).
- 351 [16] L. Berthier and J. L. Barrat, *J. Chem. Phys.* **116**, 6228
352 (2002).
- 353 [17] U. Seifert and T. Speck, *Europhys. Lett.* **89**, 10007
354 (2010).
- 355 [18] J. Prost, J. F. Joanny, and J. M. R. Parrondo, *Phys.*
356 *Rev. Lett.* **103**, 090601 (2009).