

2D TURBULENCE IN PHYSICAL SCALES OF THE NAVIER-STOKES EQUATIONS

R. DASCALIUC AND Z. GRUJIĆ

ABSTRACT. Local analysis of the two dimensional Navier-Stokes equations is used to obtain estimates on the energy and enstrophy fluxes involving Taylor and Kraichnan length scales and the size of the domain. In the framework of zero driving force and non-increasing global energy, these bounds produce sufficient conditions for existence of the direct enstrophy and inverse energy cascades. Several manifestations of locality of the fluxes under these conditions are obtained. All the scales involved are *actual physical scales* in \mathbb{R}^2 and no homogeneity assumptions are made.

1. INTRODUCTION

Following the groundbreaking ideas of Kolmogorov [15, 16, 14], Batchelor, Kraichnan and Leith [2, 3, 17, 18, 20] established the foundations of empirical theory of 2D turbulence (BKL theory). One of the main features of the BKL theory is the existence of *enstrophy cascade* over a wide range of length scales, called the *inertial range*, where the dissipation effects are dominated by the transport of enstrophy from higher to lower scales. In contrast to the 3D turbulence, the energy in 2D case is cascading toward the *larger scales*, a phenomenon referred to as the *inverse energy cascade*. Direct enstrophy and inverse energy cascades have been observed in physical experiments (albeit certain difficulties exist in generating a purely 2D turbulent flow), but theoretical justification of these phenomena using equations of fluid motion, and in particular, the Navier-Stokes equations (NSE), remains far from being settled. Technical complexity of the NSE makes it difficult to establish the conditions under which such cascades can occur. In the 2D case, the NSE possess a number of useful regularity properties (unlike the 3D case for which the global regularity is an open problem). However, the dynamical complexity of the NSE makes a detailed study of their long time behavior a difficult enterprise. Under certain conditions, existence of the global attractors of high fractal and Hausdorff dimensions has been established for the 2D NSE; moreover, it is believed that these attractors become chaotic (although the proof is elusive). For an overview of various mathematical models of turbulence and the theory of the NSE, see, e.g., [12, 13, 10] and [21, 6, 25], respectively.

Most rigorous studies of 2D NSE turbulence have been made in Fourier settings. In particular, in [11] the framework of space-periodic solutions and infinite-time averages was used to study main aspects of the BKL theory, including establishing a sufficient condition for the enstrophy cascade. This condition, involving Kraichnan length scale, is akin to our condition (4.11) obtained in section 4. In contrast to

[11], our goal was to work in *physical space* and with finite-time averages, dealing with actual length scales in \mathbb{R}^2 rather than the Fourier wave numbers.

In this paper we extend to the 2D case the ideas introduced in [8] to establish the existence of the energy cascade and space locality of the flux for the 3D NSE. There, one of the difficulties was the possible lack of regularity, which led us to using the framework of suitable weak solutions ([24, 4]). In 2D, the difficulties lie in the need to work with higher-order derivatives in the case of the enstrophy cascade, as well as in dealing with a rather complex phenomenology of the 2D turbulence.

Despite these differences, the basic setting for studying energy and enstrophy transfer in physical scales remains the same in both 3D and 2D case. We utilize the refined cut-off functions to localize the relevant physical quantities in physical space and then employ ensemble averages satisfying certain optimality conditions together with *dynamics* of NSE to link local quantities to global ones (see [8] for a detailed discussion of our physical scales framework).

We restrict our study to a bounded region, a ball, in \mathbb{R}^2 , and consider the case of short-time or *decaying turbulence* by setting the driving force to zero. Thus, in contrast to infinite-time averages used in [11], we use averages over finite times. The time intervals considered here depend on the size of the domain as well as the viscosity (see (4.2)). The spatial ensemble average is taken by considering optimal coverings of the spatial domain with balls at various scales. Also, to exclude the situations of the uniform growth of kinetic energy without any movement between the scales we restrict our study to *physical situations* where the kinetic energy on the (global) spatial domain Ω is non-increasing, e.g., a bounded domain with no-slip boundary conditions, or the whole space with either decay at infinity or periodic boundary conditions.

The paper is structured as follows. In section 2 we provide a brief overview of the 2D NSE theory, noting the relevant existence and regularity results. We also point out important differences between 2D and 3D NSE, and how these difficulties are reflected in the differences between 2D and 3D turbulence.

Section 3 introduces the physical quantities of energy, enstrophy, and palinstrophy, as well as energy and enstrophy fluxes adopted to our particular settings. We also define the ensemble averages to be used throughout the paper.

The main result of section 4 is a surprisingly simple sufficient condition for the enstrophy cascade (4.11), according to which the averaged enstrophy flux toward the lower scales is nearly constant over a range of scales. This condition, involving the Kraichnan scale and the size of the domain, is reminiscent of the Poincaré inequality on a domain of the corresponding size (see Remark 4.2). Moreover, the condition in hand would be easy to check in physical experiments as the averages involved are very straightforward.

Section 5 commences a study of inverse energy cascade in physical space. The existence of such cascades in the 2D NSE solutions remains an open question. Several partial results exist; in particular, in the space-periodic setting the energy flux is oriented towards lower (Fourier) scales in the region below the scales of the body force ([11]), but existence of the cascade could not be established. In contrast, [1] provides a condition for the inverse energy cascades inside spectral gaps of the body force. We prove that if the global Taylor scale is dominated by the linear size of the domain, then the averaged energy flux is constant over a range of large scales and is oriented outwards (see Theorem 5.1).

The second part of the paper concerns *locality* of the energy and enstrophy fluxes. Similarly to the 3D turbulence ([23]), it is believed that the energy and enstrophy fluxes inside the inertial ranges of the 2D turbulent flows depends strongly on the flow in nearby scales, the dependence on lower and much higher scales being weak. The theoretical proof of this conjecture remained elusive. The first quantitative results on fluxes were obtained by early 70's (see [19]). Much later, the authors in [22] used the NSE in the Fourier setting to explore locality of scale interactions for statistical averages, while the investigation in [9] revealed the locality of filtered energy flux under the assumption that the solutions to the vanishing viscosity Euler's equations saturate a defining inequality of a suitable Besov space (a weak scaling assumption). A more recent work [5] provided a proof of the quasi-locality of the energy flux in the Littelwood-Paley setting.

In section 6 we obtain several manifestations of the locality of both energy and enstrophy fluxes in the physical space throughout the inertial ranges. In particular, considering dyadic shells at the scales $2^k R$ (k an integer) in the physical space, we show that both ultraviolet and infrared locality propagate *exponentially* in the shell number k .

To the best of our knowledge, the condition (4.11) is presently the only condition (in any solution setting) implying both the existence of the inertial range and the locality of the enstrophy flux. The same is true for the relation (5.19) which implies both inverse energy cascade and energy flux locality in the physical scales of the 2D NSE. Finally, we point out that our approach is valid for a variety of boundary conditions (in particular, the no-slip, periodic, or the whole space with decay at infinity); moreover, it does not involve any additional homogeneity assumptions on the solutions to the NSE.

2. PRELIMINARIES

We consider two dimensional incompressible Navier-Stokes equations (NSE)

$$(2.1) \quad \begin{aligned} \frac{\partial}{\partial t} \mathbf{u}(t, \mathbf{x}) - \nu \Delta \mathbf{u}(t, \mathbf{x}) + (\mathbf{u}(t, \mathbf{x}) \cdot \nabla) \mathbf{u}(t, \mathbf{x}) + \nabla p(t, \mathbf{x}) &= 0 \\ \nabla \cdot \mathbf{u}(t, \mathbf{x}) &= 0, \end{aligned}$$

where the space variable $\mathbf{x} = (x_1, x_2)$ is in \mathbb{R}^2 and the time variable t is in $(0, \infty)$. The vector-valued function $\mathbf{u} = (u_1, u_2)$ and the scalar-valued function p represent the fluid velocity and the pressure, respectively, while the constant ν is the viscosity of the fluid.

Under appropriate boundary conditions this system admits a unique solution (see [25], [6]), which is analytic in both space and time. For convenience, we generally assume no-slip boundary conditions on a bounded domain

$$(2.2) \quad \mathbf{u}|_{\partial\Omega} = 0, \quad \Omega \text{ bounded in } \mathbb{R}^2$$

(although the results hold for the other physical boundary conditions which imply smoothness and non-increasing global energy $\int_{\Omega} |\mathbf{u}|^2$).

Thus, if $\phi \in \mathcal{D}((0, \infty) \times \Omega)$, $\phi \geq 0$, where Ω be an open connected set in \mathbb{R}^2 , then multiplying NSE by $\phi \mathbf{u}$ and integrating by parts we obtain the local energy equation

$$(2.3) \quad 2\nu \iint |\nabla \otimes \mathbf{u}|^2 \phi \, d\mathbf{x} \, dt = \iint |\mathbf{u}|^2 (\partial_t \phi + \nu \Delta \phi) \, d\mathbf{x} \, dt + \iint (|\mathbf{u}|^2 + 2p) \mathbf{u} \cdot \nabla \phi \, d\mathbf{x} \, dt$$

where $\mathcal{D}((0, \infty) \times \Omega)$ denotes the space of infinitely differentiable functions with compact support in $(0, \infty) \times \Omega$.

We also consider the vorticity form of the 2D NSE by taking the curl of (2.1) viewed as a 3D equation with the third component zero,

$$(2.4) \quad \frac{\partial}{\partial t} \omega - \nu \Delta \omega + (\mathbf{u} \cdot \nabla) \omega = 0,$$

where $\omega = \nabla \times \mathbf{u}$ (with the convention $\mathbf{u} = (u_1, u_2, 0)$ and $\omega = (0, 0, \omega)$).

Note that for the full 3D NSE (2.4) would contain the vortex-stretching term $(\omega \cdot \nabla) \mathbf{u}$.

Multiplying (2.4) with $\phi \omega$ yields the local enstrophy equation,

$$(2.5) \quad 2\nu \iint |\nabla \otimes \omega|^2 \phi \, d\mathbf{x} \, dt = \iint |\omega|^2 (\partial_t \phi + \nu \Delta \phi) \, d\mathbf{x} \, dt + \iint |\omega|^2 \mathbf{u} \cdot \nabla \phi \, d\mathbf{x} \, dt.$$

We will make the following assumptions on the domain Ω and test functions ϕ .

First, we assume there exists R_0 satisfying

$$(2.6) \quad R_0 > 0 \quad \text{such that} \quad B(\mathbf{0}, 3R_0) \subset \Omega$$

where $B(\mathbf{0}, 3R_0)$ represents the ball in \mathbb{R}^2 centered at the origin and with the radius $3R_0$.

Next, let $1/2 \leq \delta < 1$. Choose $\psi_0 \in \mathcal{D}(B(\mathbf{0}, 2R_0))$ satisfying

$$(2.7) \quad 0 \leq \psi_0 \leq 1, \quad \psi_0 = 1 \text{ on } B(\mathbf{0}, R_0), \quad \frac{|\nabla \psi_0|}{\psi_0^\delta} \leq \frac{C_0}{R_0}, \quad \frac{|\Delta \psi_0|}{\psi_0^{2\delta-1}} \leq \frac{C_0}{R_0^2}.$$

For a $T > 0$ (to be chosen later), $\mathbf{x}_0 \in B(\mathbf{0}, R_0)$ and $0 < R \leq R_0$, define $\phi = \phi_{\mathbf{x}_0, T, R}(t, \mathbf{x}) = \eta(t) \psi(\mathbf{x})$ to be used in (2.3) and (2.5) where $\eta = \eta_T(t)$ and $\psi = \psi_{\mathbf{x}_0, R}(\mathbf{x})$ are refined cut-off functions satisfying the following conditions,

$$(2.8) \quad \eta \in \mathcal{D}(0, 2T), \quad 0 \leq \eta \leq 1, \quad \eta = 1 \text{ on } (T/4, 5T/4), \quad \frac{|\eta'|}{\eta^\delta} \leq \frac{C_0}{T};$$

if $B(\mathbf{x}_0, R) \subset B(\mathbf{0}, R_0)$, then $\psi \in \mathcal{D}(B(\mathbf{x}_0, 2R))$ with

$$(2.9) \quad 0 \leq \psi \leq \psi_0, \quad \psi = 1 \text{ on } B(\mathbf{x}_0, R) \cap B(\mathbf{0}, R_0), \quad \frac{|\nabla \psi|}{\psi^\delta} \leq \frac{C_0}{R}, \quad \frac{|\Delta \psi|}{\psi^{2\delta-1}} \leq \frac{C_0}{R^2},$$

and if $B(\mathbf{x}_0, R) \not\subset B(\mathbf{0}, R_0)$, then $\psi \in \mathcal{D}(B(\mathbf{0}, 2R_0))$ with $\psi = 1$ on $B(\mathbf{x}_0, R) \cap B(\mathbf{0}, R_0)$ satisfying, in addition to (2.9), the following:

$$(2.10) \quad \begin{aligned} &\psi = \psi_0 \text{ on the part of the cone in } \mathbb{R}^2 \text{ centered at zero and passing through} \\ &S(\mathbf{0}, R_0) \cap B(\mathbf{x}_0, R) \text{ between } S(\mathbf{0}, R_0) \text{ and } s(\mathbf{0}, 2R_0) \end{aligned}$$

and

$$(2.11) \quad \begin{aligned} &\psi = 0 \text{ on } B(\mathbf{0}, R_0) \setminus B(\mathbf{x}_0, 2R) \text{ and outside the part of the cone in } \mathbb{R}^2 \\ &\text{centered at zero and passing through } S(\mathbf{0}, R_0) \cap B(\mathbf{x}_0, 2R) \\ &\text{between } S(\mathbf{0}, R_0) \text{ and } S(\mathbf{0}, 2R_0). \end{aligned}$$

Figure 1 illustrates the definition of ψ in the case $B(\mathbf{x}_0, R)$ is not entirely contained in $B(\mathbf{0}, R_0)$.

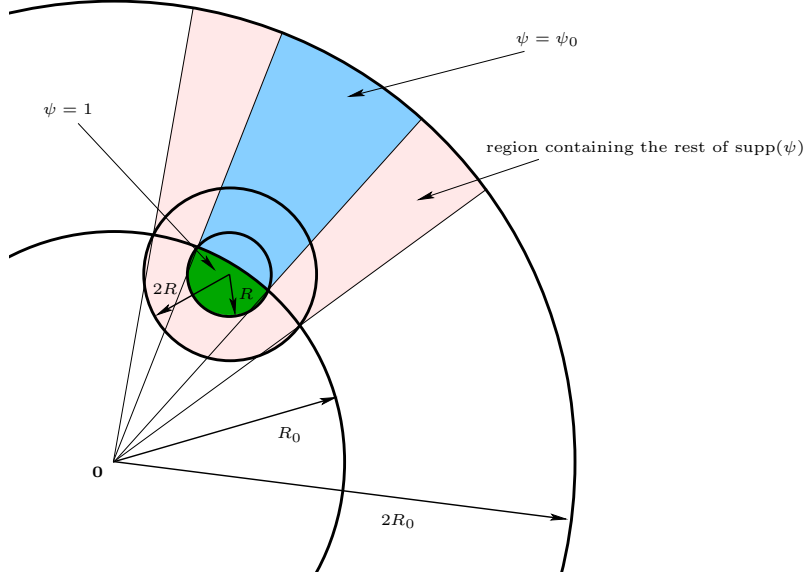


FIGURE 1. Regions of $\text{supp}(\psi)$ in the case $B(\mathbf{x}_0, R) \not\subset B(\mathbf{0}, R_0)$.

Remark 2.1. The additional conditions on the boundary elements (2.10) and (2.11) are necessary to obtain the lower bound on the fluxes in terms of the same version of the localized enstrophy E in Theorems 4.1 and 6.2 (see Remarks 4.3 and 6.3).

3. AVERAGED ENSTROPY AND ENERGY FLUX

Let $\mathbf{x}_0 \in B(\mathbf{0}, R_0)$ and $0 < R \leq R_0$. We define the localized versions of energy, e , enstrophy, E , and palinstrophy, P at time t associated to $B(\mathbf{x}_0, R)$ by

$$(3.1) \quad e_{\mathbf{x}_0, R}(t) = \int \frac{1}{2} |\mathbf{u}|^2 \phi^{2\delta-1} d\mathbf{x} ,$$

$$(3.2) \quad E_{\mathbf{x}_0, R}(t) = \int \frac{1}{2} |\omega|^2 \phi^{2\delta-1} d\mathbf{x} \quad \left(\text{or } E'_{\mathbf{x}_0, R}(t) = \int \frac{1}{2} |\omega|^2 \phi d\mathbf{x} \right) ,$$

and

$$(3.3) \quad P_{\mathbf{x}_0, R}(t) = \int |\nabla \otimes \omega|^2 \phi d\mathbf{x} .$$

In the classical case, the total – kinetic energy plus pressure – flux through the sphere $S(\mathbf{x}_0, R)$ is given by

$$\int_{S(\mathbf{x}_0, R)} \left(\frac{1}{2} |\mathbf{u}|^2 + p \right) \mathbf{u} \cdot \mathbf{n} ds = \int_{B(\mathbf{x}_0, R)} \left((\mathbf{u} \cdot \nabla) \mathbf{u} + \nabla p \right) \cdot \mathbf{u} dx$$

where \mathbf{n} is an outward normal to the sphere $S(\mathbf{x}_0, R)$. Similarly, the enstrophy flux is given by

$$\int_{S(\mathbf{x}_0, R)} \frac{1}{2} |\omega|^2 \mathbf{u} \cdot \mathbf{n} ds = \int_{B(\mathbf{x}_0, R)} (\mathbf{u} \cdot \nabla) \omega \cdot \omega dx .$$

Considering the NSE localized to $B(\mathbf{x}_0, R)$ leads to the localized versions of the aforementioned fluxes,

$$(3.4) \quad \Phi_{\mathbf{x}_0, R}(t) = \int \left(\frac{1}{2} |\mathbf{u}|^2 + p \right) \mathbf{u} \cdot \nabla \phi \, d\mathbf{x}$$

and

$$(3.5) \quad \Psi_{\mathbf{x}_0, R}(t) = \int \frac{1}{2} |\omega|^2 \mathbf{u} \cdot \nabla \phi \, d\mathbf{x},$$

where $\phi = \eta\psi$ with η and ψ as in (2.8-2.9). Since ψ can be constructed such that $\nabla\phi = \eta\nabla\psi$ is oriented along the radial directions of $B(\mathbf{x}_0, R)$ towards the center of the ball \mathbf{x}_0 , $\Phi_{\mathbf{x}_0, R}$ and $\Psi_{\mathbf{x}_0, R}$ can be viewed as the fluxes *into* $B(\mathbf{x}_0, R)$ through the layer between the spheres $S(\mathbf{x}_0, 2R)$ and $S(\mathbf{x}_0, R)$ (in the case of the boundary elements satisfying the additional hypotheses (2.10) and (2.11), ψ is almost radial and the gradient still points inward). In addition, (2.3) and (2.5) imply that positivity of these fluxes contributes to the increase of $e_{\mathbf{x}_0, R}$ and $E_{\mathbf{x}_0, R}$, respectively.

Note that the total energy flux $\Phi_{\mathbf{x}_0, R}$ consists of both the kinetic and the pressure parts. Without imposing any specific boundary conditions on Ω it is possible that the increase of the kinetic energy around \mathbf{x}_0 is due solely to the pressure part, without any transfer of the kinetic energy from larger scales into $B(\mathbf{x}_0, R)$ (see [8]). As we mentioned in the introduction, under physical boundary conditions, like (2.2), the increase of the kinetic energy in $B(\mathbf{x}_0, R)$ (and consequently, the positivity of $\Phi_{\mathbf{x}_0, R}$) implies local transfer of the kinetic energy from larger scales simply because the local kinetic energy is increasing while the global kinetic energy is non-increasing resulting in decrease of the kinetic energy in the complement. This is also consistent with the fact that in the aforementioned scenarios one can project the NSE to the subspace of divergence-free functions effectively eliminating the pressure and revealing that the local flux $\Phi_{\mathbf{x}_0, R}$ is indeed driven by transport/inertial effects rather than the change in the pressure.

Henceforth, following the discussion in the preceding paragraph, in the setting of decaying turbulence (zero driving force, non-increasing global energy), the positivity and the negativity of $\Phi_{\mathbf{x}_0, R}$ and $\Psi_{\mathbf{x}_0, R}$ will be interpreted as transfer of (kinetic) energy and enstrophy around the point \mathbf{x}_0 at scale R toward smaller scales and transfer of (kinetic) energy around the point \mathbf{x}_0 at scale R toward larger scales, respectively.

For a quantity $\Theta = \Theta_{\mathbf{x}, R}(t)$, $t \in [0, 2T]$ and a covering $\{B(\mathbf{x}_i, R)\}_{i=1, n}$ of $B(\mathbf{0}, R_0)$ define a time-space ensemble average

$$(3.6) \quad \langle \Theta \rangle_R = \frac{1}{T} \int \frac{1}{n} \sum_{i=1}^n \frac{1}{R^2} \Theta_{\mathbf{x}_i, R}(t) \, dt.$$

Denote by

$$(3.7) \quad e_R = \langle e_{\mathbf{x}, R}(t) \rangle_R,$$

$$(3.8) \quad E_R = \langle E_{\mathbf{x}, R}(t) \rangle_R \quad (\text{or } E'_R = \langle E'_{\mathbf{x}, R}(t) \rangle_R),$$

$$(3.9) \quad P_R = \langle P_{\mathbf{x}, R}(t) \rangle_R,$$

$$(3.10) \quad \Phi_R = \langle \Phi_{\mathbf{x}, R}(t) \rangle_R,$$

and

$$(3.11) \quad \Psi_R = \langle \Psi_{\mathbf{x},R}(t) \rangle_R ,$$

the averaged localized energy, enstrophy, palinstrophy, and inward-directed energy and enstrophy fluxes over balls of radius R covering $B(\mathbf{0}, R_0)$.

Also, introduce the time-space average of the localized energy, enstrophy and palinstrophy on $B(\mathbf{0}, R_0)$,

$$(3.12) \quad e_0 = \frac{1}{T} \int \frac{1}{R_0^2} e_{\mathbf{0},R_0}(t) dt = \frac{1}{T} \frac{1}{R_0^2} \iint \frac{1}{2} |\mathbf{u}|^2 \phi_0^{2\delta-1} d\mathbf{x} dt ,$$

$$(3.13) \quad \begin{aligned} E_0 &= \frac{1}{T} \int \frac{1}{R_0^2} E_{\mathbf{0},R_0}(t) dt = \frac{1}{T} \frac{1}{R_0^2} \iint \frac{1}{2} |\omega|^2 \phi_0^{2\delta-1} d\mathbf{x} dt \\ &\left(\text{or } E'_0 = \frac{1}{T} \int \frac{1}{R_0^2} E'_{\mathbf{0},R_0}(t) dt = \frac{1}{T} \frac{1}{R_0^2} \iint \frac{1}{2} |\omega|^2 \phi_0 d\mathbf{x} dt \right) , \end{aligned}$$

and

$$(3.14) \quad P_0 = \frac{1}{T} \int \frac{1}{R_0^2} P_{\mathbf{0},R_0}(t) dt = \frac{1}{T} \frac{1}{R_0^3} \iint |\nabla \otimes \omega|^2 \phi_0 d\mathbf{x} dt$$

where

$$(3.15) \quad \phi_0(t, \mathbf{x}) = \eta(t) \psi_0(\mathbf{x})$$

with ψ_0 defined in (2.7).

Finally, define Taylor and Kraichnan length scales associated with $B(\mathbf{0}, R_0)$ by

$$(3.16) \quad \tau_0 = \left(\frac{e_0}{E'_0} \right)^{1/2}$$

and

$$(3.17) \quad \sigma_0 = \left(\frac{E_0}{P_0} \right)^{1/2} .$$

To obtain optimal estimates on the aforementioned fluxes we will work with averages corresponding to *optimal* coverings of $B(\mathbf{0}, R_0)$.

Let $K_1, K_2 > 1$ be absolute constants (independent of R, R_0 , and any of the parameters of the NSE).

Definition 3.1. *We say that a covering of $B(\mathbf{0}, R_0)$ by n balls of radius R is optimal if*

$$(3.18) \quad \left(\frac{R_0}{R} \right)^2 \leq n \leq K_1 \left(\frac{R_0}{R} \right)^2 ;$$

$$(3.19) \quad \text{any } \mathbf{x} \in B(\mathbf{0}, R_0) \text{ is covered by at most } K_2 \text{ balls } B(\mathbf{x}_i, 2R) .$$

Note that optimal coverings exist for any $0 < R \leq R_0$ provided K_1 and K_2 are large enough. In fact, the choice of K_1 and K_2 depends only on the dimension of \mathbb{R}^2 , e.g, we can choose $K_1 = K_2 = 8$.

Henceforth, we assume that the averages $\langle \cdot \rangle_R$ are taken with respect to optimal coverings.

The key observation about these optimal coverings is contained in the following lemma.

Lemma 3.1. *If the covering $\{B(\mathbf{x}_i, R)\}_{i=1,n}$ of $B(\mathbf{0}, R_0)$ is optimal then the averages e_R , E_R , and P_R satisfy*

$$(3.20) \quad \begin{aligned} \frac{1}{K_1} e_0 &\leq e_R \leq K_2 e_0, \\ \frac{1}{K_1} E_0 &\leq E_R \leq K_2 E_0 \quad \left(\frac{1}{K_1} E'_0 \leq E'_R \leq K_2 E'_0 \right), \\ \frac{1}{K_1} P_0 &\leq P_R \leq K_2 P_0. \end{aligned}$$

Proof. Note that since the integrand is non-negative, using (3.19) and the lower bound in (3.18) we obtain

$$\begin{aligned} e_R &= \frac{1}{T} \frac{1}{R^2} \frac{1}{n} \sum_{i=1}^n \iint \frac{|\mathbf{u}|^2}{2} \phi_i^{2\delta-1} d\mathbf{x}dt \leq \frac{1}{T} \frac{1}{R^2} \frac{1}{n} K_2 \iint \frac{|\mathbf{u}|^2}{2} \phi_0^{2\delta-1} d\mathbf{x}dt \\ &\leq K_2 \frac{1}{T} \frac{1}{R^2} \left(\frac{R}{R_0} \right)^2 \iint \frac{|\mathbf{u}|^2}{2} \phi_0^{2\delta-1} d\mathbf{x}dt = K_2 e_0. \end{aligned}$$

Next, we use the upper bound in (3.18) and the non-negativity of the integrand to bound e_R from below,

$$\begin{aligned} e_R &= \frac{1}{T} \frac{1}{R^3} \frac{1}{n} \sum_{i=1}^n \iint \frac{|\mathbf{u}|^2}{2} \phi_i^{2\delta-1} d\mathbf{x}dt \geq \frac{1}{T} \frac{1}{R^3} \frac{1}{n} \iint \frac{|\mathbf{u}|^2}{2} \phi_0^{2\delta-1} d\mathbf{x}dt \\ &\geq \frac{1}{T} \frac{1}{R^3} \frac{1}{K_1} \left(\frac{R}{R_0} \right)^2 \iint \frac{|\mathbf{u}|^2}{2} \phi_i^{2\delta-1} d\mathbf{x}dt = \frac{1}{K_2} e_0, \end{aligned}$$

arriving at the first relation of (3.20). The other two relations are proved in a similar manner. \square

Note that the lemma above shows that for the non-negative quantities, like energy, enstrophy, and palinstrophy, the ensemble averages over the balls of size R , e_R , E_R , and P_R are comparable to the total space-time average. This is not so for the quantities that change signs, like the energy and enstrophy fluxes. In fact Φ_R and Ψ_R provide a meaningful information as to energy and enstrophy transfers into balls of size R . Positivity of Ψ_R , for example, implies that there are at least some regions of size R for which the enstrophy flows inwards.

Moreover, note that the space-time ensemble averages of energy, enstrophy, and palinstrophy that correspond to these optimal coverings (over finite number of balls) are equivalent to the uniform space-time average. We define the uniform space-time average of $\Theta = \Theta_{\mathbf{x},R}(t)$ as

$$(3.21) \quad \Theta_R^u = \frac{1}{T} \frac{1}{R_0^2} \int_{B(\mathbf{0}, R_0)} \int_0^{2T} \frac{1}{R^2} \Theta_{\mathbf{x},R}(t) d\mathbf{x}dt;$$

thus we have the following uniform averages of energy, enstrophy, palinstrophy and fluxes in regions of size R : e_R^u , E_R^u ($E_R'^u$), P_R^u , Φ_R^u and Ψ_R^u .

Lemma 3.2. *The following estimates hold*

$$(3.22) \quad \begin{aligned} \frac{1}{2^2} e_0 &\leq e_R^u \leq 4^2 e_0, \\ \frac{1}{2^2} E_0 &\leq E_R^u \leq 4^2 E_0 \quad \left(\frac{1}{2^2} E'_0 \leq E'_R \leq 4^2 E'_0 \right), \\ \frac{1}{2^2} P_0 &\leq P_R^u \leq 4^2 P_0. \end{aligned}$$

Proof. We will prove the first relation in (3.22), the others follow in a similar way.

Note that the definition of uniform average applied to the energy $e_{\mathbf{x},R}(t)$ yields

$$e_R^u = \frac{1}{R_0^2} \int_{B_{\mathbf{x}_0}} \left(\frac{1}{T} \frac{1}{R^2} \iint \frac{|\mathbf{u}|^2}{2} \phi_{\mathbf{y},R} dxdt \right) d\mathbf{y}.$$

Denote

$$F(\mathbf{y}) = \frac{1}{T} \frac{1}{R^2} \iint \frac{|\mathbf{u}|^2}{2} \phi_{\mathbf{y},R} dydt.$$

Observe that since the solution \mathbf{u} is continuous, $F : B(\mathbf{0}, R_0) \rightarrow \mathbb{R}$ is continuous as well.

Cover $B(\mathbf{0}, R_0)$ in n cubic cells, $\{C_i\}$ of linear size $R/2$. Note that

$$4 \leq n \leq 8$$

and the area of a cell C_i is

$$A(C_i) = \frac{R^2}{4}.$$

If a cell intersects the sphere $S(\mathbf{0}, R_0)$, we extend F to the whole cell by setting $F(\mathbf{y}) = 0$ on $C_i \setminus B(\mathbf{0}, R_0)$. Naturally, this extension makes F measurable (but not necessarily continuous) on $\cup C_i$.

Let $\epsilon > 0$. Since F is bounded, there exist $\bar{\mathbf{y}}_i, \underline{\mathbf{y}}_i \in C_i$ such that

$$F(\bar{\mathbf{y}}_i) \geq \sup_{C_i} F - \frac{\epsilon}{2^i} \quad \text{and} \quad F(\underline{\mathbf{y}}_i) \leq \inf_{C_i} F + \frac{\epsilon}{2^i}.$$

Consequently,

$$\begin{aligned} \frac{1}{R_0^2} \int_{B(\mathbf{0}, R_0)} F(\mathbf{y}) d\mathbf{y} &= \frac{1}{R_0^2} \int_{\cup C_i} F(\mathbf{y}) d\mathbf{y} \leq \frac{1}{R_0^2} \sum_{i=1}^n \left(F(\bar{\mathbf{y}}_i) + \frac{\epsilon}{2^i} \right) A(C_i) \\ &\leq \frac{1}{4} \left(\frac{R}{R_0} \right)^2 \sum_{i=1}^n F(\bar{\mathbf{y}}_i) + \frac{1}{4} \left(\frac{R}{R_0} \right)^2 \epsilon. \end{aligned}$$

Note that since $F \geq 0$ and $F = 0$ outside $B(\mathbf{0}, R_0)$, without loss of generality we may assume $\bar{\mathbf{y}}_i \in B(\mathbf{0}, R_0)$. Moreover, the balls $\{B(\bar{\mathbf{y}}_i, R)\}$ form an optimal covering of $B(\mathbf{0}, R_0)$ in the sense of Definition 3.1 with $K_2 = 8^2$. Thus,

$$\sum_{i=1}^n R^2 F(\bar{\mathbf{y}}_i) = \sum_{i=1}^n \frac{1}{T} \iint \frac{|\mathbf{u}|^2}{2} \phi_{\bar{\mathbf{y}}_i, R} dxdt \leq K_2 \frac{1}{T} \iint \frac{|\mathbf{u}|^2}{2} \phi_0 dxdt = K_2 R_0^2 e_0,$$

and so

$$e_R^u = \frac{1}{R_0^2} \int_{B(\mathbf{0}, R_0)} F(\mathbf{y}) d\mathbf{y} \leq \frac{K_2}{4} e_0 + \frac{1}{4} \left(\frac{R}{R_0} \right)^2 \epsilon,$$

for any $\epsilon > 0$, which implies the upper bound in the first relation in (3.22).

To obtain the lower bound, proceed similarly,

$$\begin{aligned} \frac{1}{R_0^2} \int_{B(\mathbf{0}, R_0)} F(\mathbf{y}) d\mathbf{y} &= \frac{1}{R_0^2} \int_{\cup C_i} F(\mathbf{y}) d\mathbf{y} \geq \frac{1}{R_0^2} \sum_{i=1}^n \left(F(\mathbf{y}_i) - \frac{\epsilon}{2^i} \right) A(C_i) \\ &\geq \frac{1}{4} \left(\frac{R}{R_0} \right)^2 \sum_{i=1}^n F(\mathbf{y}_i) - \frac{1}{4} \left(\frac{R}{R_0} \right)^2 \epsilon. \end{aligned}$$

Note that even if $\mathbf{y}_i \notin B(\mathbf{0}, R_0)$, we still can choose $\psi_{\mathbf{y}_i, R}$ satisfying (2.9)-(2.11) and so the supports of $\psi_{\mathbf{y}_i, R}$ will still cover $B(\mathbf{0}, R_0)$ and

$$\sum_{i=1}^n R^2 F(\mathbf{y}_i) = \sum_{i=1}^n \frac{1}{T} \iint \frac{|\mathbf{u}|^2}{2} \phi_{\mathbf{y}_i, R} d\mathbf{x} dt \geq \frac{1}{T} \iint \frac{|\mathbf{u}|^2}{2} \phi_0 d\mathbf{x} dt = R_0^2 e_0.$$

Consequently,

$$e_R^u = \frac{1}{R_0^2} \int_{B(\mathbf{0}, R_0)} F(\mathbf{y}) d\mathbf{y} \geq \frac{1}{4} e_0 - \frac{1}{4} \left(\frac{R}{R_0} \right)^2 \epsilon,$$

and, since $\epsilon > 0$ is arbitrary, we obtain the lower bound in the first relation of (3.22). \square

The lemma above allows us to note that the estimates for the optimal ensemble averages, $\langle \cdot \rangle_R = \frac{1}{n} \sum_{i=1}^n \cdot$ that will follow will also be valid for the uniform averages, $\langle \cdot \rangle_U = \frac{1}{R_0^2} \int_{B(\mathbf{0}, R_0)} \cdot d\mathbf{x}$.

4. ENSTROPY CASCADE

Let $\{B(\mathbf{x}_i, R)\}_{i=1, n}$ be an optimal covering of $B(\mathbf{0}, R_0)$.

Note that the local enstrophy equation (2.5) and the definitions of P_R and Ψ_R (see (3.9) and (3.11)) imply

$$(4.1) \quad \Psi_R = \nu P_R - \frac{1}{n} \sum_{i=1}^n \frac{1}{T} \frac{1}{R^3} \iint \frac{1}{2} |\omega|^2 (\partial_t \phi_i + \nu \Delta \phi_i) d\mathbf{x} dt$$

where $\phi_i = \eta \psi_i$ and $\psi_i = \psi_{\mathbf{x}_i, R}$ is the spatial cut-off on $B(\mathbf{x}_i, 2R)$ satisfying (2.8-2.11).

If

$$(4.2) \quad T \geq \frac{R_0^2}{\nu},$$

then for any $0 < R \leq R_0$,

$$(4.3) \quad \begin{aligned} |(\phi_i)_t| &= |\eta_t \psi_i| \leq C_0 \frac{1}{T} \eta^\delta \psi_i \leq \nu \frac{C_0}{R^2} \phi_i^{2\delta-1}, \\ \nu |\Delta \phi_i| &= \nu |\eta \Delta \psi_i| \leq C_0 \frac{\nu}{R^2} \eta \psi_i^{2\delta-1} \leq \nu \frac{C_0}{R^2} \phi_i^{2\delta-1}; \end{aligned}$$

hence,

$$\Psi_R \geq \nu P_R - \nu \frac{C_0}{R^2} E_R.$$

Using (3.20) we obtain

$$(4.4) \quad \Psi_R \geq \nu \frac{1}{K_1} P_0 - \nu \frac{C_0 K_2}{R^2} E_0$$

leading to the following proposition.

Proposition 4.1.

$$(4.5) \quad \Psi_R \geq c_1 \nu P_0 \left(1 - c_2 \frac{\sigma_0^2}{R^2} \right)$$

with $c_1 = 1/K_1$ and $c_2 = C_0 K_1 K_2$ (provided conditions (3.18-3.19) are satisfied).

Suppose that

$$(4.6) \quad \sigma_0 < \frac{\gamma}{c_2^{1/2}} R_0$$

for some $0 < \gamma < 1$. Then, for any R , $(c_2^{1/2}/\gamma) \tau_0 \leq R \leq R_0$,

$$(4.7) \quad \Psi_R \geq c_1 (1 - \gamma^2) \nu E_0 = c_{0,\gamma} \nu E_0$$

where

$$(4.8) \quad c_{0,\gamma} = c_1 (1 - \gamma^2) = \frac{1 - \gamma^2}{K_1} .$$

To obtain an upper bound on the averaged modified flux, note that from (3.20), $P_R \leq K_2 P_0$, and hence, (4.1) implies

$$\Psi_R \leq \nu P_R + \frac{C_0}{R^2} E_R \leq \nu K_2 P_0 + \nu C_0 K_2 \frac{1}{R^2} E_0 .$$

If the condition (4.6) holds for some $0 < \gamma < 1$, then it follows that for any R , $(c_2^{1/2}/\gamma) \tau_0 \leq R \leq R_0$,

$$(4.9) \quad \Psi_R \leq \nu K_2 P_0 + \nu \frac{C_0 K_2 \gamma^2}{c_2} P_0 \leq c_{1,\gamma} \nu P_0$$

where

$$(4.10) \quad c_{1,\gamma} = K_2 \left[1 + \frac{C_0 \gamma^2}{c_2} \right] = K_2 \left[1 + \frac{\gamma^2}{K_1 K_2} \right] .$$

Thus we have proved the following.

Theorem 4.1. *Assume that for some $0 < \gamma < 1$*

$$(4.11) \quad \sigma_0 < c \gamma R_0 ,$$

where

$$(4.12) \quad c = \frac{1}{\sqrt{C_0 K_1 K_2}} .$$

Then, for all R ,

$$(4.13) \quad \frac{1}{c \gamma} \sigma_0 \leq R \leq R_0 ,$$

the averaged enstrophy flux Ψ_R satisfies

$$(4.14) \quad c_{0,\gamma} \nu P_0 \leq \Psi_R \leq c_{1,\gamma} \nu P_0$$

where

$$(4.15) \quad c_{0,\gamma} = \frac{1-\gamma^2}{K_1}, \quad c_{1,\gamma} = K_2 \left[1 + \frac{\gamma^2}{K_1 K_2} \right],$$

and the average $\langle \cdot \rangle_R$ is computed over a time interval $[0, T]$ with $T \geq R_0^2/\nu$ and determined by an optimal covering of $B(\mathbf{0}, R_0)$ (i.e., a covering satisfying (3.18) and (3.19)).

Remark 4.1. The theorem provides a sufficient condition for the enstrophy cascade. If (4.11) is satisfied, then the averaged enstrophy flux at scales R , throughout the inertial range defined by (4.13), is oriented inwards (i.e. towards the lower scales) and is comparable to the average enstrophy dissipation rate in $B(\mathbf{0}, R_0)$. Note that the averages are taken over the finite-time intervals $[0, T]$ with $T \geq R_0^2/\nu$ (see (4.2)). This lower bound on the length of the time interval T is consistent with the picture of decaying turbulence; namely, small ν corresponds to the well-developed turbulence which then persists for a longer time and it makes sense to average over longer time-intervals.

Remark 4.2. In the language of turbulence, the condition (4.11) simply reads that the Kraichnan *micro scale* computed over the domain in view is smaller than the *integral scale* (diameter of the domain).

On the other hand, (4.11) is equivalent to

$$\frac{1}{T} \iint |\omega|^2 \phi_0^{2\delta-1} d\mathbf{x} dt < \frac{\gamma^2}{C_0 K_1 K_2} R_0^2 \frac{1}{T} \iint |\nabla \otimes \omega|^2 \phi_0 d\mathbf{x} dt$$

which can be read as a requirement that the time average of a Poincaré-like inequality on $B(\mathbf{0}, 2R_0)$ is not saturating; this will hold for a variety of flows in the regions of intense fluid activity (large gradients).

Remark 4.3. If we do not impose the additional assumptions (2.10) and (2.11) for the test functions on the balls $B(\mathbf{x}_i, R) \not\subset B(\mathbf{0}, R_0)$, then the lower bounds for Ψ_R in (4.5) and (4.14) will hold with P replaced by the time-space average of the *non-localized* in space palinstrophy on $B(\mathbf{0}, R_0)$,

$$P' = \frac{1}{T} \int_0^{2T} \frac{1}{R_0^2} \int_{B(\mathbf{x}_0, R_0)} |\nabla \otimes \omega|^2 \eta d\mathbf{x} dt.$$

This is the case because the estimate $P_R \geq P/K_1$ gets replaced with

$$P_R \geq \frac{1}{K_1} P'.$$

Remark 4.4. If we integrate the relation (2.5) over $B(\mathbf{0}, R_0)$ (instead of summing over the optimal covering) and use Lemma 3.2, the Ψ_R in (4.14) can be replaced with the uniform averaged enstrophy flux at scales R ,

$$\Psi_R^u = \frac{1}{R_0^2} \int_{B(\mathbf{0}, R_0)} \Psi_{\mathbf{x}, R} d\mathbf{x},$$

with $K_1 = 2^2$ and $K_2 = 4^2$.

Remark 4.5. Proceeding similarly as above, but using the energy balance equation (2.3) we can derive a sufficient condition for the *forward* energy cascade; if for some $0 < \gamma < 1$ we have

$$(4.16) \quad \tau_0 < c\gamma R_0 ,$$

then for all R ,

$$(4.17) \quad \frac{1}{c\gamma} \tau_0 \leq R \leq R_0 ,$$

the averaged energy flux Φ_R satisfies

$$(4.18) \quad c_{0,\gamma}\nu E'_0 \leq \Phi_R \leq c_{1,\gamma}\nu E'_0 ,$$

where the constants are the same as in Theorem 4.1.

Note that for a \mathbf{v} in $H_0^2(B(\mathbf{0}, R_0))^2$

$$|\nabla \otimes \mathbf{v}|^2 = \int |\nabla \otimes \mathbf{v}|^2 d\mathbf{x} = - \int \mathbf{v} \cdot \Delta \mathbf{v} d\mathbf{x} \leq |\mathbf{v}| |\Delta \mathbf{v}| ,$$

and thus

$$\frac{|\mathbf{v}|}{|\nabla \otimes \mathbf{v}|} \geq \frac{|\nabla \otimes \mathbf{v}|}{|\Delta \mathbf{v}|} .$$

If we extend the analogy with Poincaré inequalities used in Remark 4.2 to this case, then the last relation suggests that the Taylor's length scale τ_0 should dominate the Kraichnan's scale σ_0 for a variety of flows characterized by large gradients, and so the sufficient condition for forward energy cascade, (4.16), is potentially more restrictive than (4.11), which is consistent with the arguments that in 2D flows the inertial range for (forward) energy cascade, if exists, should be much narrower than the enstrophy inertial range. This fact was in fact established in the Fourier settings in [7].

5. EXISTENCE OF INVERSE ENERGY CASCADES

Assume \mathbf{u} is a solution of the NSE (2.1) which satisfies no-slip boundary conditions in some bounded region $\Omega \subset \mathbb{R}^2$:

$$(5.1) \quad \mathbf{u}(t, \mathbf{x})|_{\partial\Omega} = 0 \quad \text{for all } t \geq 0 .$$

For simplicity, we consider $\Omega = B(\mathbf{0}, D)$ (although more general domains would be acceptable).

Define

$$(5.2) \quad e = \frac{1}{T} \iint_{[0,2T] \times \Omega} \frac{|\mathbf{u}|^2}{2} \eta d\mathbf{x}dt$$

and

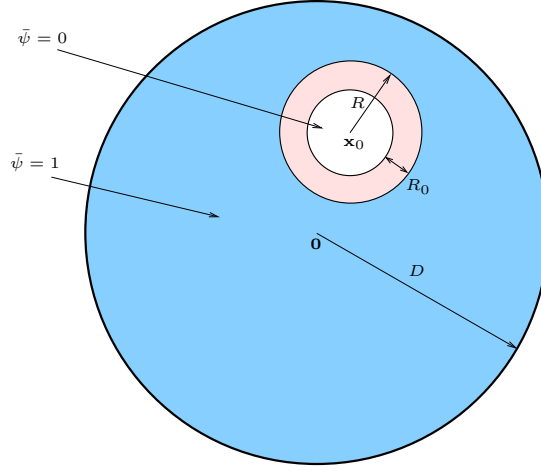
$$(5.3) \quad E = \frac{1}{T} \iint_{[0,2T] \times \Omega} |\nabla \mathbf{u}|^2 \eta d\mathbf{x}dt ,$$

the time-averaged energy and enstrophy in Ω (localized in time), and

$$(5.4) \quad \tau = \frac{e}{E}$$

the Taylor's length-scale for Ω (here η is a function of time satisfying (2.8)).

We assume that there exists $\gamma > 0$ and a length-scale $0 < R_0 < D/2$ such that

FIGURE 2. Regions of support $(\bar{\psi}_{\mathbf{x}_0, R})$.

$$(5.5) \quad e \leq \gamma^2 R_0^2 E \quad \text{or equivalently,} \quad \tau \leq \gamma R_0 .$$

In order to define localized fluxes toward larger scales we introduce the following cut-off functions.

Let $1/2 \leq \delta < 1$. Define

$$(5.6) \quad D(\mathbf{x}, R) = \Omega \setminus B(\mathbf{x}, R) .$$

For an \mathbf{x}_0 in Ω and $R_0 < R \leq D/2$ define the refined cut-off functions $\bar{\phi} = \bar{\phi}_{\mathbf{x}_0, T, R}(t, \mathbf{x}) = \eta(t)\bar{\psi}(\mathbf{x})$, where $\eta = \eta_T(t)$ is defined in (2.8) and $\bar{\psi} = \bar{\psi}_{\mathbf{x}_0, R}(\mathbf{x})$ is a C^∞ function on Ω which satisfies

$$(5.7) \quad \begin{aligned} 0 \leq \bar{\psi} \leq 1, \quad \bar{\psi} = 1 \text{ on } D(\mathbf{x}_0, R), \quad \bar{\psi} = 0 \text{ on } B(\mathbf{x}_0, R - R_0), \\ \text{with } \frac{|\nabla \bar{\psi}|}{\bar{\psi}^\delta} \leq \frac{C_0}{R_0} \quad \text{and} \quad \frac{|\Delta \bar{\psi}|}{\bar{\psi}^{2\delta-1}} \leq \frac{C_0}{R_0^2}. \end{aligned}$$

Figure 2 illustrates the definition of $\bar{\psi}$ in the case $B(\mathbf{x}_0, R)$ is entirely contained in Ω .

Define the localized energy and enstrophy associated to the outer region $D(\mathbf{x}_0, R)$

$$(5.8) \quad \bar{e}_{\mathbf{x}_0, R} = \frac{1}{T} \iint \frac{|\mathbf{u}|^2}{2} \bar{\phi}_{\mathbf{x}_0, R}^{2\delta-1} d\mathbf{x} dt$$

and

$$(5.9) \quad \bar{E}_{\mathbf{x}_0, R} = \frac{1}{T} \iint |\nabla \mathbf{u}|^2 \bar{\phi}_{\mathbf{x}_0, R} d\mathbf{x} dt ,$$

as well as the total energy flux

$$(5.10) \quad \bar{\Phi}_{\mathbf{x}_0, R} = \frac{1}{T} \iint \left(\frac{|\mathbf{u}|^2}{2} + p \right) \mathbf{u} \cdot \nabla \bar{\phi}_{\mathbf{x}_0, R} d\mathbf{x} dt .$$

Note that since $\bar{\psi}$ can be constructed such that $\nabla \bar{\phi} = \eta \nabla \bar{\psi}$ is oriented along the radial directions outside the ball $B(\mathbf{x}_0, R)$, $\bar{\Phi}_{\mathbf{x}_0, R}$ can be viewed as the flux *out of* $B(\mathbf{x}_0, R)$ (i.e. *into* $D(\mathbf{x}_0, R)$) through the layer between the spheres $S(\mathbf{x}_0, R)$ and

$S(\mathbf{x}_0, R - R_0)$. Additionally, (2.3) confirms that $\bar{e}_{\mathbf{x}_0, R}$ tends to increase on average in the case $\bar{\Phi}_{\mathbf{x}_0, R} > 0$.

To show existence of inverse energy cascade we proceed similarly to section 4.

Note that (5.1) implies that the relation (2.3) holds for $\phi = \bar{\phi}$, and so, rewriting it in terms of the quantities defined above yields

$$(5.11) \quad \bar{\Phi}_{\mathbf{x}_0, R} = \nu \bar{E}_{\mathbf{x}_0, R} - \frac{1}{T} \iint \frac{|\mathbf{u}|^2}{2} (\partial_t \bar{\phi}_{\mathbf{x}_0, R} + \nu \Delta \bar{\phi}_{\mathbf{x}_0, R}) \, d\mathbf{x} dt .$$

Using estimates analogous to (4.3) we arrive at

$$(5.12) \quad \left| \frac{1}{T} \iint \frac{|\mathbf{u}|^2}{2} (\partial_t \bar{\phi}_{\mathbf{x}_0, R} + \nu \Delta \bar{\phi}_{\mathbf{x}_0, R}) \, d\mathbf{x} dt \right| \leq \frac{C_0}{R_0^2} \bar{e}_{\mathbf{x}_0, R} ,$$

provided

$$(5.13) \quad T \geq \frac{R_0^2}{\nu} .$$

If $0 < R_0 < R < D/2$, we only need two regions $D(\mathbf{x}_1, R)$ and $D(\mathbf{x}_2, R)$ to cover Ω (by choosing $\mathbf{x}_1, \mathbf{x}_2 \in \Omega$ with $|\mathbf{x}_1 - \mathbf{x}_2| > 2R$). These regions provide optimal covering of Ω in the spirit of Definition 3.1 which will be used in this section.

For these optimal coverings we have

$$(5.14) \quad \frac{1}{2} e \leq \bar{e}_R = \frac{1}{2} (\bar{e}_{\mathbf{x}_1, R} + \bar{e}_{\mathbf{x}_2, R}) \leq e$$

and

$$(5.15) \quad \frac{1}{2} E \leq \bar{E}_R = \frac{1}{2} (\bar{E}_{\mathbf{x}_1, R} + \bar{E}_{\mathbf{x}_2, R}) \leq E .$$

Thus, if we sum up (5.11) over \mathbf{x}_1 and \mathbf{x}_2 and use (5.12), we obtain the following bounds on the ensemble average of time-averaged local fluxes at scales R

$$(5.16) \quad \bar{\Phi}_R = \frac{1}{2} (\bar{\Phi}_{\mathbf{x}_1, R} + \bar{\Phi}_{\mathbf{x}_2, R}) \leq \bar{E}_R + \frac{C_0}{R_0^2} \bar{e}_R \leq \nu E + \frac{C_0}{R_0^2} e$$

and

$$(5.17) \quad \bar{\Phi}_R \geq \bar{E}_R - \frac{C_0}{R_0^2} \bar{e}_R \geq \frac{1}{2} \nu E - \frac{C_0}{R_0^2} e .$$

Consequently,

$$(5.18) \quad \frac{\nu}{2} E \left(1 - 2C_0 \frac{\tau^2}{R_0} \right) \leq \bar{\Phi}_R \leq \nu E \left(1 + C_0 \frac{\tau^2}{R_0} \right) .$$

Going back to the (5.5) we obtain the following.

Theorem 5.1. *Assume*

$$(5.19) \quad \tau \leq \gamma R_0$$

for some $0 < R_0 < D/2$ and $0 < \gamma < 1/\sqrt{2C_0}$. Then, for all R satisfying

$$(5.20) \quad R_0 < R < \frac{D}{2}$$

we have

$$(5.21) \quad \bar{c}_{0, \gamma} \nu E \leq \langle \bar{\Phi} \rangle_R \leq \bar{c}_{0, \gamma} \nu E$$

where

$$(5.22) \quad \bar{c}_{0,\gamma} = \frac{1}{2}(1 - 2C_0\gamma^2) \quad \text{and} \quad \bar{c}_{0,\gamma} = 1 + C_0\gamma^2 ,$$

while the averages are taken with respect to optimal coverings and over time intervals $T \geq R_0^2/\nu$.

Remark 5.1. The meaning of the theorem above is that if the condition (5.19) is satisfied, then for a range of scales R , the average backward energy flux is comparable to the total energy dissipation rate νE . Thus we have a backward energy cascade over the inertial range defined by (5.20). The sufficient condition (5.19) does not call for τ to be much smaller than the internal integral scale R_0 . However, the inertial range for backwards energy cascade is wide provided $R_0 \ll D/2$, which means that backwards energy cascade will exist for a wide range of scales provided $\tau \ll D$ (according to (5.20) it will start at scales comparable with τ and end at scales comparable with D). In particular, the scales D and R_0 do not have to coincide.

Remark 5.2. By combining Theorem 5.1 with Remark 4.5 we note that if on some ball $B(\mathbf{x}_0, R_1) \subset \Omega$ the local Taylor scale satisfies $\tau_0 \ll R_1$, while the global Taylor scale $\tau \ll D$, we have both inverse energy cascade on Ω over the range of scale satisfying (5.20) as well as the direct energy cascade inside $B(\mathbf{x}_0, R_1)$ over the range of scale defined by (4.17) (with R_0 replaced by R_1).

Remark 5.3. Since \mathbf{u} is zero on $\partial\Omega$, we may replace in Theorem 5.1 the ensemble average $\bar{\Phi}_R$ with the uniform space average

$$\bar{\Phi}_R^u = \frac{1}{D^2} \int_{\Omega} \bar{\Phi}_{\mathbf{x},R} d\mathbf{x} .$$

Remark 5.4. We work with the no-slip boundary condition on Ω , but the results of this section (with slightly modified e and E) will hold for space periodic or vanishing at infinity flows as well.

6. LOCALITY OF THE AVERAGED FLUXES

Let $\mathbf{x}_0 \in B(\mathbf{0}, R_0)$, $0 < R_2 < R_1 \leq R_0$. In order to study the enstrophy flux through the shell $A(\mathbf{x}_0, R_1, R_2)$ between the spheres $S(\mathbf{x}_0, R_2)$ and $S(\mathbf{x}_0, R_1)$ we will consider the modified cut-off functions $\phi = \phi_{\mathbf{x}_0, T, R_1, R_2}(t, \mathbf{x}) = \eta(t)\psi(\mathbf{x})$ to be used in the local enstrophy balance (2.5) where $\eta = \eta_T(t)$ as in (2.8) and $\psi = \psi_{\mathbf{x}_0, R_1, R_2} \in \mathcal{D}(A(\mathbf{x}_0, 2R_1, R_2/2))$ satisfying

$$(6.1) \quad \begin{aligned} 0 \leq \psi \leq \psi_0, \quad \psi = 1 \text{ on } A(\mathbf{x}_0, R_1, R_2) \cap B(\mathbf{0}, R_0), \\ \frac{|\nabla\psi|}{\psi^\delta} \leq \frac{C_0}{\tilde{R}}, \quad \frac{|\Delta\psi|}{\psi^{2\delta-1}} \leq \frac{C_0}{\tilde{R}^2}, \end{aligned}$$

where ψ_0 is defined in (2.7) and

$$(6.2) \quad \tilde{R} = \tilde{R}(R_1, R_2) = \min\{R_2, R_1 - R_2\} .$$

Use ϕ to define the time-averaged energy, enstrophy, and palinstrophy in the shell between the spheres $S(\mathbf{x}_0, R_2)$ and $S(\mathbf{x}_0, R_1)$ by

$$(6.3) \quad \begin{aligned} e_{\mathbf{x}_0, R_1, R_2} &= \frac{1}{T} \iint \frac{1}{2} |\mathbf{u}|^2 \phi^{2\delta-1} d\mathbf{x} dt, \\ E_{\mathbf{x}_0, R_1, R_2} &= \frac{1}{T} \iint \frac{1}{2} |\omega|^2 \phi^{2\delta-1} d\mathbf{x} dt \quad \left(E'_{\mathbf{x}_0, R_1, R_2} = \frac{1}{T} \iint \frac{1}{2} |\omega|^2 \phi d\mathbf{x} dt \right), \\ P_{\mathbf{x}_0, R_1, R_2} &= \frac{1}{T} \iint |\nabla \otimes \omega|^2 \phi d\mathbf{x} dt. \end{aligned}$$

Then,

$$(6.4) \quad \begin{aligned} \tau_{\mathbf{x}_0, R_1, R_2} &= \left(\frac{e_{\mathbf{x}_0, R_1, R_2}}{E'_{\mathbf{x}_0, R_1, R_2}} \right)^{1/2}, \\ \sigma_{\mathbf{x}_0, R_1, R_2} &= \left(\frac{E_{\mathbf{x}_0, R_1, R_2}}{P_{\mathbf{x}_0, R_1, R_2}} \right)^{1/2} \end{aligned}$$

are the *local* Taylor and Kraichnan length scales associated with the shell $A(\mathbf{x}_0, R_1, R_2)$.

Also define the localized time-averaged flux through the shell between the spheres $S(\mathbf{x}_0, R_2)$ and $S(\mathbf{x}_0, R_1)$ as

$$(6.5) \quad \Psi_{\mathbf{x}_0, R_1, R_2} = \frac{1}{T} \iint \frac{1}{2} |\omega|^2 \mathbf{u} \cdot \nabla \phi d\mathbf{x} dt.$$

Note that ϕ can be chosen radially (almost radially in case $A(\mathbf{x}_0, R_1, R_2) \not\subset B(\mathbf{0}, R_0)$) so that $\Psi_{\mathbf{x}_0, R_1, R_2} = \Psi_{\mathbf{x}_0, R_1} - \Psi_{\mathbf{x}_0, R_2}/2$. Moreover, (2.5) implies that this flux contributes to increase $E_{\mathbf{x}_0, R_1, R_2}$ on average. Thus $\Psi_{\mathbf{x}_0, R_1, R_2}$ can be viewed as *total enstrophy flux into* the shell $A(\mathbf{x}_0, R_1, R_2)$.

Similarly, total *energy* flux into the shell $A(\mathbf{x}_0, R_1, R_2)$ is defined by

$$(6.6) \quad \Phi_{\mathbf{x}_0, R_1, R_2} = \frac{1}{T} \iint \left(\frac{1}{2} |\mathbf{u}|^2 + p \right) \mathbf{u} \cdot \nabla \phi d\mathbf{x} dt.$$

Note that ϕ satisfies similar estimates to (4.3) (with R replaced by \tilde{R}), and so, if $T \geq R_0^2/\nu$, the local enstrophy balance (2.5) leads to

$$(6.7) \quad \begin{aligned} \Psi_{\mathbf{x}_0, R_1, R_2} &\geq \nu P_{\mathbf{x}_0, R_1, R_2} - \nu \frac{C_0}{\tilde{R}^2} E_{\mathbf{x}_0, R_1, R_2} \\ &= \nu P_{\mathbf{x}_0, R_1, R_2} \left(1 - C_0 \frac{\sigma_{\mathbf{x}_0, R_1, R_2}^2}{\tilde{R}^2} \right), \end{aligned}$$

for any $\mathbf{x}_0 \in B(\mathbf{0}, R_0)$ and any $0 < R_2 < R_1 \leq R_0$.

Similarly, utilizing (2.5) again, we obtain an upper bound

$$(6.8) \quad \begin{aligned} \Psi_{\mathbf{x}_0, R_1, R_2} &\leq \nu P_{\mathbf{x}_0, R_1, R_2} + \frac{C_0}{\tilde{R}^2} E_{\mathbf{x}_0, R_1, R_2} \\ &= \nu P_{\mathbf{x}_0, R_1, R_2} \left(1 + C_0 \frac{\sigma_{\mathbf{x}_0, R_1, R_2}^2}{\tilde{R}^2} \right), \end{aligned}$$

Combining the two bounds on $\Psi_{\mathbf{x}_0, R_1, R_2}$ we obtain
(6.9)

$$\nu P_{\mathbf{x}_0, R_1, R_2} \left(1 - C_0 \frac{\sigma_{\mathbf{x}_0, R_1, R_2}^2}{\tilde{R}^2} \right) \leq \Psi_{\mathbf{x}_0, R_1, R_2} \leq \nu P_{\mathbf{x}_0, R_1, R_2} \left(1 + C_0 \frac{\sigma_{\mathbf{x}_0, R_1, R_2}^2}{\tilde{R}^2} \right) ;$$

thus, we have arrived at our first locality result.

Theorem 6.1. *Let $0 < \gamma < 1$, $\mathbf{x}_0 \in B(\mathbf{0}, R_0)$ and $0 < R_2 < R_1 \leq R_0$. If*

$$(6.10) \quad \sigma_{\mathbf{x}_0, R_1, R_2} < \frac{\gamma}{C_0^{1/2}} \tilde{R}$$

with \tilde{R} defined by (6.2), then

$$(6.11) \quad (1 - \gamma^2) \nu P_{\mathbf{x}_0, R_1, R_2} \leq \Psi_{\mathbf{x}_0, R_1, R_2} \leq (1 + \gamma^2) \nu P_{\mathbf{x}_0, R_1, R_2}$$

where the time average is taken over an interval of time $[0, T]$ with $T \geq R_0^2/\nu$.

Remark 6.1. The theorem states that if the local Kraichnan scale $\sigma_{\mathbf{x}_0, R_1, R_2}$, associated with a shell $A(\mathbf{x}_0, R_1, R_2)$, is smaller than the thickness of the shell \tilde{R} (a local integral scale), then the time average of the total enstrophy flux into that shell towards its center \mathbf{x}_0 is comparable to the time average of the localized palinstrophy in the shell, $P_{\mathbf{x}_0, R_1, R_2}$. Thus, under the assumption (6.10) the flux through the shell $A(\mathbf{x}_0, R_1, R_2)$ depends essentially only on the palinstrophy contained in the neighborhood of the shell, regardless of what happens at the other scales, making (6.10) a sufficient condition for the *locality* of the flux through $A(\mathbf{x}_0, R_1, R_2)$.

Remark 6.2. Similarly as in the case of condition (4.11), we can observe that condition (6.10) can be viewed as a requirement that the time average of a Poincaré-like inequality on the shell is not saturating making it plausible in the case of intense fluid activity in a neighborhood of the shell.

In order to further study the locality of the enstrophy flux, we will estimate the ensemble averages of the fluxes through the shells $A(\mathbf{x}_i, 2R, R)$ of thickness $\tilde{R} = R$. Since we are interested in the shells inside $B(\mathbf{0}, R_0)$, we require the lattice points \mathbf{x}_i to satisfy

$$(6.12) \quad B(\mathbf{x}_i, R) \subset B(\mathbf{0}, R_0) .$$

To each $A(\mathbf{x}_i, 2R, R)$ we associate a test function $\phi_i = \eta \psi_i$ where η satisfies (2.8) and ψ_i satisfies (6.1) with $\mathbf{x}_0 = \mathbf{x}_i$ and $\tilde{R} = R$.

If $A(\mathbf{x}_i, 2R, R) \not\subset B(\mathbf{0}, R_0)$ (i.e. we have $B(\mathbf{x}_i, R) \subset B(\mathbf{0}, R_0)$ and $B(\mathbf{x}_i, 2R) \setminus B(\mathbf{0}, R_0) \neq \emptyset$), then $\psi_i \in \mathcal{D}(B(\mathbf{0}, 2R_0))$ with $\psi_i = 1$ on $A(\mathbf{x}_0, 2R, R) \cap B(\mathbf{0}, R_0)$ satisfying, in addition to (6.1), the following:

$$(6.13) \quad \begin{aligned} \psi_i &= \psi_0 \text{ on the part of the cone in } \mathbb{R}^2 \text{ centered at zero and passing} \\ &\text{through } S(\mathbf{0}, R_0) \cap B(\mathbf{x}_i, 2R) \text{ between } S(\mathbf{0}, R_0) \text{ and } S(\mathbf{0}, 2R_0) \end{aligned}$$

and

$$(6.14) \quad \begin{aligned} \psi_i &= 0 \text{ on } B(\mathbf{0}, R_0) \setminus A(\mathbf{x}_i, 4R, R/2) \text{ and outside the part of the} \\ &\text{cone in } \mathbb{R}^2 \text{ centered at zero and passing through } S(\mathbf{0}, R_0) \cap B(\mathbf{x}_i, 4R) \\ &\text{between } S(\mathbf{0}, R_0) \text{ and } S(\mathbf{0}, 2R_0). \end{aligned}$$

Figure 3 illustrates the definition of ψ_i in the case $A(\mathbf{x}_i, 2R, R)$ is not entirely contained in $B(\mathbf{0}, R_0)$.

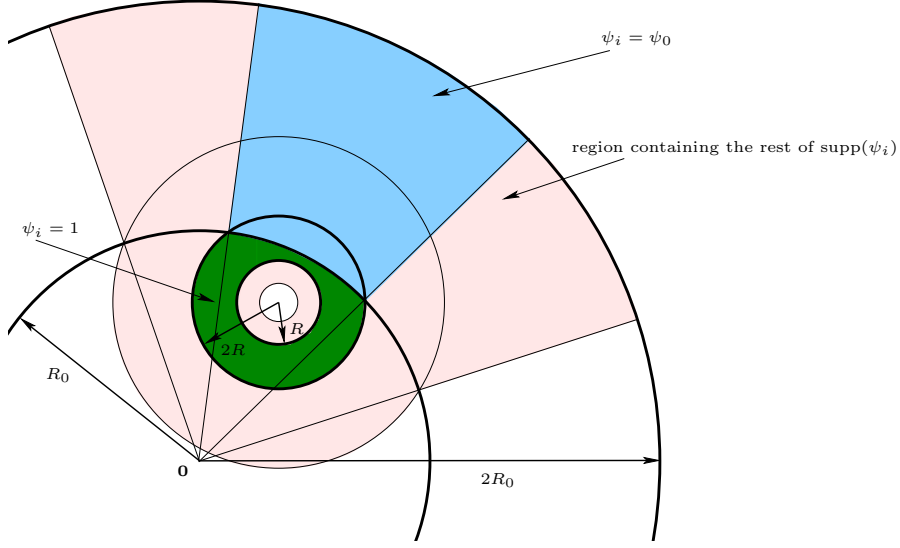


FIGURE 3. Regions of $\text{supp}(\psi_i)$ in the case $A(\mathbf{x}_i, 2R, R) \not\subset B(\mathbf{0}, R_0)$.

Similarly as in the previous section, we consider *optimal* coverings of $B(\mathbf{0}, R_0)$ by shells $\{A(\mathbf{x}_i, 2R, R)\}_{i=1, n}$ such that (6.12) is satisfied,

$$(6.15) \quad \left(\frac{R_0}{R}\right)^2 \leq n \leq K_1 \left(\frac{R_0}{R}\right)^2,$$

and

$$(6.16) \quad \text{any } \mathbf{x} \in B(\mathbf{0}, R_0) \text{ is covered by at most } K_2 \text{ shells } A(\mathbf{x}_i, 4R, R/2).$$

Introduce

$$(6.17) \quad \begin{aligned} \tilde{e}_{2R, R} &= \frac{1}{n} \sum_{i=1}^n e_{\mathbf{x}_i, 2R, R}, \\ \tilde{E}_{2R, R} &= \frac{1}{n} \sum_{i=1}^n E_{\mathbf{x}_i, 2R, R} \quad \left(\tilde{E}'_{2R, R} = \frac{1}{n} \sum_{i=1}^n E_{\mathbf{x}_i, 2R, R} \right), \\ \tilde{P}_{2R, R} &= \frac{1}{n} \sum_{i=1}^n P_{\mathbf{x}_i, 2R, R}, \end{aligned}$$

and

$$(6.18) \quad \begin{aligned} \tilde{\Phi}_{2R, R} &= \frac{1}{n} \sum_{i=1}^n \Phi_{\mathbf{x}_i, 2R, R}, \\ \tilde{\Psi}_{2R, R} &= \frac{1}{n} \sum_{i=1}^n \Psi_{\mathbf{x}_i, 2R, R} \end{aligned}$$

the ensemble averages of the time-averaged energy, enstrophy, palinstrophy, and energy and enstrophy fluxes on the shells of thickness R corresponding to the covering $\{A(\mathbf{x}_i, 2R, R)\}_{i=1, n}$.

Taking the ensemble averages in (2.5) and applying the bounds for derivatives of ϕ_i , we arrive at

$$(6.19) \quad \tilde{\Psi}_{2R,R} \geq \nu \tilde{P}_{2R,R} - \nu \frac{C_0}{R^2} \tilde{E}_{2R,R},$$

provided $T \geq R_0^2/\nu$.

If the covering is optimal, i.e., if (6.12) and (6.15-6.16) hold, then

$$(6.20) \quad \tilde{P}_{2R,R} \geq \frac{1}{n} \tilde{P} \geq \frac{1}{K_1} \left(\frac{R}{R_0} \right)^2 \tilde{P}_0$$

and

$$(6.21) \quad \tilde{E}_{2R,R} \leq \frac{K_2}{n} \tilde{E} \leq K_2 \left(\frac{R}{R_0} \right)^2 \tilde{E}_0$$

where

$$(6.22) \quad \tilde{P}_0 = \frac{1}{T} \iint |\nabla \otimes \omega|^2 \phi_0 \, d\mathbf{x} \, dt = R_0^2 P_0$$

is the time average of the localized palinstrophy on $B(\mathbf{0}, R_0)$ and

$$(6.23) \quad \tilde{E}_0 = \frac{1}{2} \frac{1}{T} \iint |\omega|^2 \phi_0^{2\delta-1} \, d\mathbf{x} \, dt = R_0^2 E_0$$

is the time average of the localized enstrophy on $B(\mathbf{0}, R_0)$ with ϕ_0 is defined by (3.15).

Let us note that

$$(6.24) \quad \sigma_0 = \left(\frac{E_0}{P_0} \right)^{1/2} = \left(\frac{\tilde{E}_0}{\tilde{P}_0} \right)^{1/2}.$$

Utilizing (6.20), (6.21) and (6.24) in the inequality (6.19) gives

$$(6.25) \quad \tilde{\Psi}_{2R,R} \geq \frac{1}{K_1} \left(\frac{R}{R_0} \right)^2 \nu \tilde{P}_0 \left(1 - C_0 K_1 K_2 \frac{\sigma_0^2}{R^2} \right).$$

Taking the ensemble averages in the localized enstrophy equation (2.5) again, this time looking for an upper bound, yields

$$\tilde{\Psi}_{2R,R} \leq \nu \tilde{P}_{2R,R} + \nu \frac{C_0}{R^2} \tilde{E}_{2R,R}.$$

If the covering $\{A(\mathbf{x}_i, 2R, R)\}_{i=1,n}$ of $B(\mathbf{0}, R_0)$ is optimal, then, in addition to (6.21),

$$(6.26) \quad \tilde{P}_{2R,R} \leq \frac{K_2}{n} \tilde{P}_0 \leq K_2 \left(\frac{R}{R_0} \right)^2 \tilde{P}_0;$$

hence,

$$(6.27) \quad \begin{aligned} \tilde{\Psi}_{2R,R} &\leq \nu K_2 \left(\frac{R}{R_0} \right)^2 \tilde{P}_0 + \nu K_2 \frac{C_0}{R^2} \left(\frac{R}{R_0} \right)^2 \tilde{E}_0 \\ &= K_2 \left(\frac{R}{R_0} \right)^2 \nu \tilde{P}_0 \left(1 + C_0 \frac{\sigma_0^2}{R^2} \right). \end{aligned}$$

Collecting all the bounds on $\tilde{\Psi}_{2R,R}$ we obtain

$$(6.28) \quad \frac{1}{K_1} \left(\frac{R}{R_0} \right)^2 \nu \tilde{P}_0 \left(1 - C_0 K_1 K_2 \frac{\sigma_0^2}{R^2} \right) \leq \tilde{\Psi}_{2R,R} \leq K_2 \left(\frac{R}{R_0} \right)^2 \nu \tilde{P}_0 \left(1 + C_0 \frac{\sigma_0^2}{R^2} \right)$$

which readily implies the following theorem.

Theorem 6.2. *Assume that the condition (4.11) holds for some $0 < \gamma < 1$. Then, for any R satisfying (4.13), the ensemble average of the time-averaged enstrophy flux into the shells of thickness R , $\tilde{\Psi}_{2R,R}$, satisfies*

$$(6.29) \quad c_{0,\gamma} \left(\frac{R}{R_0} \right)^2 \nu \tilde{P}_0 \leq \tilde{\Psi}_{2R,R} \leq c_{1,\gamma} \left(\frac{R}{R_0} \right)^2 \nu \tilde{P}_0$$

where c , $c_{0,\gamma}$, and $c_{1,\gamma}$ are defined in (4.12) and (4.15) and the average is computed over a time interval $[0, T]$ with $T \geq R_0^2/\nu$ and determined by an optimal covering $\{A(\mathbf{x}_i, 2R, R)\}_{i=1,n}$ of $B(\mathbf{0}, R_0)$ (i.e. satisfying (6.12), (6.15), and (6.16)).

Note that if

$$\Psi_{2R,R} = \frac{1}{R^2} \tilde{\Psi}_{2R,R}$$

denotes the ensemble average of the time-space averaged modified energy flux through the shells of thickness R then, dividing (6.29) by R^2 , we obtain the following.

Corollary 6.1. *Under the conditions of the previous theorem,*

$$(6.30) \quad c_{0,\gamma} \nu P_0 \leq \Psi_{2R,R} \leq c_{1,\gamma} \nu P_0 .$$

Theorem 6.2 allows us to show locality of the time-averaged modified enstrophy flux under the assumption (4.11). Indeed, the ensemble average of the time-averaged flux through the spheres of radius R satisfying (4.13) is

$$\tilde{\Psi}_R = R^2 \Psi_R .$$

According to Theorem 4.1,

$$c_{0,\gamma} \left(\frac{R}{R_0} \right)^2 \nu \tilde{P}_0 \leq \tilde{\Psi}_R \leq c_{1,\gamma} \left(\frac{R}{R_0} \right)^2 \nu \tilde{P}_0 .$$

On the other hand, the ensemble average of the flux through the shells between spheres of radii R_2 and $2R_2$, according to Theorem 6.2 is

$$c_{0,\gamma} \left(\frac{R_2}{R_0} \right)^2 \nu \tilde{P}_0 \leq \tilde{\Psi}_{2R_2,R_2} \leq c_{1,\gamma} \left(\frac{R_2}{R_0} \right)^2 \nu \tilde{P}_0 .$$

Consequently,

$$(6.31) \quad \frac{c_{0,\gamma}}{c_{1,\gamma}} \left(\frac{R_2}{R} \right)^2 \leq \frac{\tilde{\Psi}_{2R_2,R_2}}{\tilde{\Psi}_R} \leq \frac{c_{1,\gamma}}{c_{0,\gamma}} \left(\frac{R_2}{R} \right)^2 .$$

Thus, under the assumption (4.11), throughout the inertial range given by (4.13), the contribution of the shells at scales comparable to R is comparable to the total flux at scales R , the contribution of the shells at scales R_2 much smaller than R becomes negligible (ultraviolet locality) and the flux through the shells at scales R_2 much bigger than R becomes substantially bigger and thus essentially uncorrelated to the flux at scales R (infrared locality).

Moreover, if we choose $R_2 = 2^k R$ with k an integer, the relation (6.31) becomes

$$(6.32) \quad \frac{c_{0,\gamma} 2^{2k}}{c_{1,\gamma}} \leq \frac{\tilde{\Psi}_{2^{k+1}R, 2^k R}}{\tilde{\Psi}_R} \leq \frac{c_{1,\gamma} 2^{2k}}{c_{0,\gamma}},$$

which implies that the aforementioned manifestations of locality propagate *exponentially* in the shell number k .

In contrast to (6.31), since $\tilde{E}_0 = R_0^2 E_0$, $\tilde{P}_0 = R_0^2 P_0$, $\tilde{\Psi}_{2R_2, R_2} = R_2^2 \Psi_{2R_2, R_2}$ and $\tilde{\Psi}_R = R^2 \Psi_R$,

$$(6.33) \quad \frac{c_{0,\gamma}}{c_{1,\gamma}} \leq \frac{\Psi_{2R_2, R_2}}{\Psi_R} \leq \frac{c_{1,\gamma}}{c_{0,\gamma}},$$

i.e., the ensemble averages of the time-space averaged modified fluxes of the flows satisfying (4.11) are comparable throughout the scales involved in the inertial range (4.13) which is consistent with the existence of the enstrophy cascade.

We conclude this section by noticing that the remarks similar to those at the end of section 4 can be applied here. Namely we have the following.

Remark 6.3. If the additional assumptions (6.13) and (6.14) for the test functions on the shells $A(\mathbf{x}_i, 2R, R)$ which are not contained entirely in $B(\mathbf{0}, R_0)$ are not imposed, then the lower bounds in (6.25) and (6.29) hold with \tilde{P}_0 replaced by the time average of the *non-localized* in space enstrophy on $B(\mathbf{0}, R_0)$,

$$\tilde{P}'_0 = \frac{1}{T} \int_0^{2T} \int_{B(\mathbf{x}_0, R_0)} |\nabla \otimes \omega|^2 \eta \, d\mathbf{x} \, dt = R_0^2 P'.$$

This is the case because the estimate (6.20) gets replaced with

$$\tilde{P}_{2R, R} \geq \frac{1}{K_1} \left(\frac{R}{R_0} \right)^2 \tilde{P}'_0.$$

Also, the estimates (6.31) and (6.33) will contain the terms $P'_0/P_0 (= \tilde{P}'_0/\tilde{P}_0)$ in the lower and P_0/P'_0 in the upper bounds.

Remark 6.4. If we integrate the relation (2.5) over $B(\mathbf{0}, R_0)$ (instead of summing over the optimal covering) and use Lemma 3.2, the $\tilde{\Psi}_{2R, R}$ in Theorem 6.2 can be replaced with the uniform averaged enstrophy flux into shells of thickness R ,

$$\tilde{\Psi}_{2R, R}^u = \frac{1}{R_0^2} \int_{B(\mathbf{0}, R_0)} \Psi_{\mathbf{x}, 2R, R} \, d\mathbf{x},$$

with $K_1 = 2^2$ and $K_2 = 4^2$.

Remark 6.5. Working with (2.3) yields similar results for the locality of the energy fluxes $\Phi_{\mathbf{x}_0, R_1, R_2}$ and $\tilde{\Phi}_{2R, R}$. Namely, Theorems 6.1 and 6.2 hold with Ψ replaced with Φ , P replaced with E' and length scales σ in the sufficient conditions (6.10) and (4.11) replaced with τ .

The locality of energy flux into shells related to the inverse energy cascades is established in similar way (except, because of the no-slip boundary condition (5.1) we can set $\psi_0 \equiv 1$). Note that the flux on a shell is defined exactly in the same way as in (6.6), and we obtain the exact equivalent of Theorem 6.1 in this setting. If in addition the sufficient condition for inverse energy cascade (5.19) holds, then for $R_0 < R_2 < R_1 < D/2$ we can prove the following equivalent of Theorem 6.2.

Theorem 6.3. *Assume that the condition (5.19) holds for some $0 < \gamma < 1/\sqrt{2C_0}$. Then, for any R satisfying (5.20), the ensemble average of the time-averaged total energy flux out of the shells of thickness R , $\tilde{\Phi}_{2R,R}$, satisfies*

$$(6.34) \quad \bar{c}_{0,\gamma} \left(\frac{R}{R_0} \right)^2 \nu E \leq \tilde{\Phi}_{2R,R} \leq \bar{c}_{1,\gamma} \left(\frac{R}{R_0} \right)^2 \nu E ,$$

where E is as in (5.3), $\bar{c}_{0,\gamma}$ and $\bar{c}_{1,\gamma}$ are defined in (5.22), and the average is computed over a time interval $[0, T]$ with $T \geq R_0^2/\nu$ and determined by an optimal covering $\{A(\mathbf{x}_i, 2R, R)\}_{i=1,n}$ of $B(\mathbf{0}, R_0)$ (i.e. satisfying (6.12), (6.15), and (6.16)).

REFERENCES

- [1] N. Balci, M.S. Jolly, and C. Foias. On universal relations in 2-D turbulence. *Discrete Contin. Dyn. Syst.*, 27(4):1327–1351, 2010.
- [2] G. Batchelor. *The theory of homogeneous turbulence*. Cambridge U. Press, reprint edition, 1982.
- [3] G. Batchelor. *Introduction to fluid dynamics*. Cambridge U. Press, 1988.
- [4] L. Caffarelli, R. Kohn, and L. Nirenberg. Partial regularity of suitable weak solutions of the Navier-Stokes equations. *Comm. Pure Appl. Math.*, 35(6):771–831, 1982.
- [5] A. Cheskidov, P. Constantin, S. Friedlander, and R. Shvydkoy. Energy conservation and Onsager’s conjecture for the Euler equations. *Nonlinearity*, 21(6):1233–1252, 2008.
- [6] P. Constantin and C. Foias. *Navier-Stokes equations*. Chicago Lectures in Mathematics. University of Chicago Press, Chicago, IL, 1988.
- [7] R. Dascaliuc. On the energy cascade in two dimensional turbulence. Submitted:1–7, 2010.
- [8] R. Dascaliuc and Z. Grujić. Energy cascades and flux locality in physical scales of the 3D Navier-Stokes equations. *Comm. Math. Phys.*, Accepted:1–20, 2010.
- [9] G. L. Eyink. Locality of turbulent cascades. *Phys. D*, 207(1-2):91–116, 2005.
- [10] G. L. Eyink and K. R. Sreenivasan. Onsager and the theory of hydrodynamic turbulence. *Rev. Mod. Phys.*, 78(1):87–135, 2006.
- [11] C. Foias, M.S. Jolly, O. Manley, and R. Rosa. Statistical estimates for the Navier-Stokes equations and the Kraichnan theory of 2-D fully developed turbulence. *J. Stat. Phys.*, 102, 2005.
- [12] C. Foias, O. Manley, R. Rosa, and R. Temam. *Navier-Stokes equations and turbulence*, volume 83 of *Encyclopedia of Mathematics and its Applications*. Cambridge University Press, Cambridge, 2001.
- [13] U. Frisch. *Turbulence*. Cambridge University Press, Cambridge, 1995. The legacy of A. N. Kolmogorov.
- [14] A. N. Kolmogorov. Dissipation of energy in the locally isotropic turbulence. *Dokl. Akad. Nauk SSSR*, 32:16–18, 1941.
- [15] A. N. Kolmogorov. The local structure of turbulence in incompressible viscous fluid for very large Reynolds numbers. *Dokl. Akad. Nauk SSSR*, 30:9–13, 1941.
- [16] A. N. Kolmogorov. On generation of isotropic turbulence in an incompressible viscous liquid. *Dokl. Akad. Nauk SSSR*, 31:538–540, 1941.
- [17] R. Kraichnan. Inertial ranges in two dimensional turbulence. *Phys. Fluids*, 10, 1967.
- [18] R. Kraichnan. Inertial-range transfer in two- and three-dimensional turbulence. *J. Fluid. Mech. Mech.*, 47, 1971.
- [19] R.H. Kraichnan. Inertial-range transfer in two- and three-dimensional turbulence. *J. Fluid Mech.*, 47:525–535, 1971.
- [20] C. Leith. Diffusion approximation for two-dimensional turbulence. *Phys. Fluids*, 11, 1968.
- [21] P. G. Lemarié-Rieusset. *Recent developments in the Navier-Stokes problem*, volume 431 of *Chapman & Hall/CRC Research Notes in Mathematics*. Chapman & Hall/CRC, Boca Raton, FL, 2002.
- [22] V. L’vov and G. Falkovich. Counterbalanced interaction locality of developed hydrodynamic turbulence. *Phys. Rev. A*, 46(8):4762–4772, 1992.
- [23] L. Onsager. Statistical hydrodynamics. *Nuovo Cimento (9)*, 6(Supplemento, 2(Convegno Internazionale di Meccanica Statistica)):279–287, 1949.

- [24] V. Scheffer. Hausdorff measure and the Navier-Stokes equations. *Comm. Math. Phys.*, 55(2):97–112, 1977.
- [25] R. Temam. *Navier-Stokes equations*. AMS Chelsea Publishing, Providence, RI, 2001. Theory and numerical analysis, Reprint of the 1984 edition.

DEPARTMENT OF MATHEMATICS, UNIVERSITY OF VIRGINIA, CHARLOTTESVILLE, VA 22904

DEPARTMENT OF MATHEMATICS, UNIVERSITY OF VIRGINIA, CHARLOTTESVILLE, VA 22904