

# Perturbation spreading in many-particle systems: a random walk approach

V. Zaburdaev,<sup>1</sup> S. Denisov,<sup>2</sup> and P. Hänggi<sup>2</sup>

<sup>1</sup>*School of Engineering and Applied Science, Harvard University,  
29 Oxford Street, Cambridge, Massachusetts 02138, USA*

<sup>2</sup>*Institute of Physics, University of Augsburg, Universitätsstrasse 1, D-86159 Augsburg, Germany*

The propagation of an initially localized perturbation via an interacting many-particle Hamiltonian dynamics is investigated. We argue that the propagation of the perturbation can be captured by the use of a continuous-time random walk where a single particle is traveling through an active, fluctuating medium. Employing two archetype ergodic many-particle systems, namely (i) a hard-point gas composed of two unequal masses and (ii) a Fermi-Pasta-Ulam chain we demonstrate that the corresponding perturbation profiles coincide with the diffusion profiles of the single-particle Lévy walk approach. The parameters of the random walk can be related through elementary algebraic expressions to the physical parameters of the corresponding test many-body systems.

PACS numbers: 05.40.Fb, 05.45.Jn, 45.50.Jf

The transport properties of many-particle systems are of salient interest in diverse contexts, ranging from foundations of thermodynamics to the transduction of information on the nanoscale. The collective evolution of  $N \gg 1$  interacting particles creates a dynamical “tissue,” whose properties depend not only on the Hamiltonian of the system, but also on the state of the system itself. An objective of primary interest is how the system responds to the perturbation that locally affects its dynamics. The answer then provides direct insight into collective energy, correlation, and information transport in extended nondissipative media [1–7].

Consider the situation of a many-particle system at microcanonical equilibrium, when at the initial time  $t = 0$  one of the particles receives some external local perturbation. The system gains a small amount of *perturbation energy*, which is conserved due to Hamiltonian evolution of the system. However, the perturbation does spread as the perturbation energy is shared by a constantly growing number of particles. One of the main features of the spreading is the *finite* velocity of perturbation propagation,  $v_0 < \infty$  [4, 6, 7]. Therefore, similar to relativistic diffusion theories [8], an effective “light cone” occurs [9], such that at the given time  $t$  the perturbation is almost completely confined to the interval  $[-v_0 t, v_0 t]$  [10]. The fundamental fact of the cone’s existence assumes the characteristics of a mathematical existence theorem [9, 11]; its strength therefore is the generality when dealing with many-particle systems in rather arbitrary situations. A pronounced weakness of this mathematical approach, however, becomes evident whenever one attempts to implement the theory for a particular system to obtain qualitative results on an analytical level of description. Therefore, more applied approaches, like the diffusion formalism, might become of beneficial use. Indeed it is appealing to consider the said perturbation spreading as a certain (not yet known) one-dimensional diffusion process, and to quantify it with the mean square displacement and other related attributes

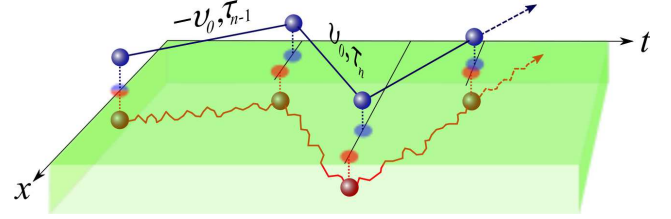


FIG. 1: (color online) The standard continuous-time random walk (above the slab) and random walk through an active medium (in the slab). The first walker performs flights with constant velocity  $\pm v_0$ , while the second one is subjected to constant scattering, so that its velocity fluctuates. The duration of single flight,  $\tau_n$ , is a random variable drawn from the probability density function  $\psi(\tau)$ .

[1, 5–7]. As it is known, however, it is impossible to describe this process by any known macroscopic, norm-preserving normal diffusion equation. Conventional diffusion equations knowingly lead to infinite propagation speeds [8] and therefore are incompatible with the existence of a causal cone. Thus the perturbation kinetics should be ultimately considered on the microscopic level corresponding to the random walk approach.

With this Letter we employ the microscopic single-particle random walk process in order to evaluate the evolution of perturbations in one-dimensional, ergodic many-particle systems. In doing so we address the two challenges: (i) How is the perturbation distributed within the cone, and (ii) what are the shapes of the cone fronts? By using two renowned many-particle chains we demonstrate that the random walk model accurately describes the perturbation spreading in these *interacting* many-body systems. We show that the walker-media interactions are responsible for the observed shape of the causal cone and predict the universal scalings for the perturbation profile and its corresponding fronts.

*Model setup.* The continuous-time random walk (CTRW) formalism [12] has found applications to a

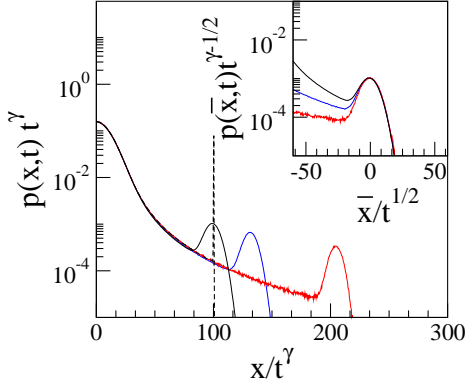


FIG. 2: (color online) Rescaled propagators of Lévy walk process with exponent  $\gamma = 5/3$  for different times,  $t = 100, 300, 600$ . The dashed line depicts the propagator for the standard Lévy walk with the constant flight velocity  $v_0 = 1$ . For the simulations of the random walk in the active medium we employed the map (2) with  $D_v = 0.03$ . The inset shows the ballistic front regions after the scaling transformation (5), where  $\bar{x} = x - v_0 t$ .

wide range of phenomena, ranging from financial markets dynamics [13] to single molecule spectroscopy [14]. Here, we use one specific CTRW model [4, 15], where a walker moves ballistically in between successive “turning points”. During a single flight event, the walker travels at constant speed  $v_0$ , and at the turning points it randomly changes the direction of motion (see the particle flying above the slab on Fig. 1). Hence, the velocity probability density function (PDF) reads  $h(v) = [\delta(v - v_0) + \delta(v + v_0)]/2$ . The flight times,  $\tau_n$ , are independent and identically distributed random variables drawn from a PDF  $\psi(\tau)$  that is described by a power law [2, 4, 5, 17, 19],

$$\psi(\tau) \propto (\tau/\tau_0)^{-\gamma-1}, \quad (1)$$

where  $\tau_0$  is a characteristic time scale, and  $1 < \gamma \leq 2$ . This choice guarantees a finite average flight time,  $\langle \tau \rangle = \int_0^\infty \tau \psi(\tau) d\tau$ , and provides access to different diffusion regimes with the scaling of the mean squared displacement  $\sigma^2(t) \propto t^{3-\gamma}$ . The corresponding Lévy walk (LW) approach [4] has been successfully used for the description of diffusion of particles in chaotic systems [2, 17, 19], tracers in turbulent flows [20], or ultracold atoms in optical potentials [21]. For the standard LW process, the PDF of finding a particle in  $x$  at the time  $t$ ,  $P(x, t)$ , provided it was initially localized at  $x = 0$ , exhibits a sharp cutoff marked by the ballistic peaks at  $|x| = v_0 t$  [19].

A first step towards the implementation of the LW formalism for the description of the perturbation dynamics in many-particle systems has been attempted in [5]. Although this approach provided an adequate description for the perturbation spreading process, it failed to capture the dynamics of the cone fronts. The observed ballistic humps displayed smooth, Gaussian-like profiles, with a scaling that was incompatible with the scaling behavior of delta-like peaks of the LW propagator [2].

In order to resolve this issue, we here extend the conventional CTRW setup by assuming that the walker performs a random walk through an *active* medium. Conceptually, it means that while moving, the walker interacts with the surrounding medium (the slab in Fig. 1). This interaction causes fluctuations of the walker’s velocity (note the noisy trajectory of the particle moving inside the slab in Fig. 1). The term “active” means that the medium is not solely dissipative and the particle not only continuously loses but also gains energy from its environment. Both processes are in balance, yielding unbiased fluctuations of the walker’s velocity around  $v_0$ .

*Model dynamics.* We start out by considering a single flight event. The position of the walker is defined by a Langevin equation  $\dot{x} = v_0 + \xi(t)$ , where  $\xi(t)$  is a delta-correlated Gaussian process of vanishing mean and finite intensity  $D_v$ , i.e.,  $\langle \xi(t)\xi(s) \rangle = D_v \delta(t - s)$ . This constitutes a well-known biased Wiener process with drift  $v_0$  [22]. After an integration over a time interval  $\tau$  we obtain

$$x(t + \tau) = x(t) + v_0 \tau + w(\tau), \quad (2)$$

where the new stochastic variable  $w(\tau) = \int_t^{t+\tau} \xi(s) ds$  is characterized by the Gaussian PDF  $p(w, \tau)$  with the dispersion  $\sigma_w^2 = \langle [x(\tau) - v_0 \tau]^2 \rangle = D_v \tau$ . The propagator can be calculated numerically by sampling long enough a single-particle trajectory [23], (see Fig. 2).

To gain analytical insight into the generalized LW dynamics, we follow a standard reasoning [1, 2] and derive the transport equations governing the evolution of the particle density,  $P(x, t)$  (see supplemental material). Below we present the major results for the scaling properties of the central part of the density profile and provide the explicit expression describing the ballistic humps. The asymptotic analysis of the central part of the density profile reveals the scaling of the standard LW propagator [2], namely,

$$P(x, t') \simeq \frac{1}{K u^{1/\gamma}} P\left(\frac{x}{K u^{1/\gamma}}, t\right), \quad |x| \ll v t \quad (3)$$

where  $K \propto \tau_0^{1-1/\gamma} v_0$  and  $u = t'/t$ , see Fig. 2.

The salient difference between the dynamics of our model and the standard Lévy walk becomes apparent in the regions of cone fronts. The ballistic humps are formed by the particles which were flying from  $t = 0$  to the observation time  $t$  (see supplemental material):

$$P_{\text{hump}}(x, t) = \Phi(t) [p(x + v_0 t, t) + p(x - v_0 t, t)] / 2 \quad (4)$$

Here,  $\Phi(t)$  denotes the probability of not changing the direction of flight during the time  $t$  and has a power-law behavior  $\Phi(t) \propto (t/\tau_0)^{1-\gamma}$  [2]. Consequently, the area under the ballistic humps (4) also scales as  $t^{1-\gamma}$ . During flights, the particles undergo random fluctuations caused by the flight’s velocity variations. The flight length is proportional to  $t$ ; thus the dispersion of the Gaussian-like humps grows as  $\sqrt{t}$ , and we arrive at the following scaling for the particles’ density in the hump regions:

$$P_{\text{hump}}(\bar{x}, t') \simeq u^{-1/2} P_{\text{hump}}(\bar{x}/u^{\gamma-1/2}, t), \quad (5)$$

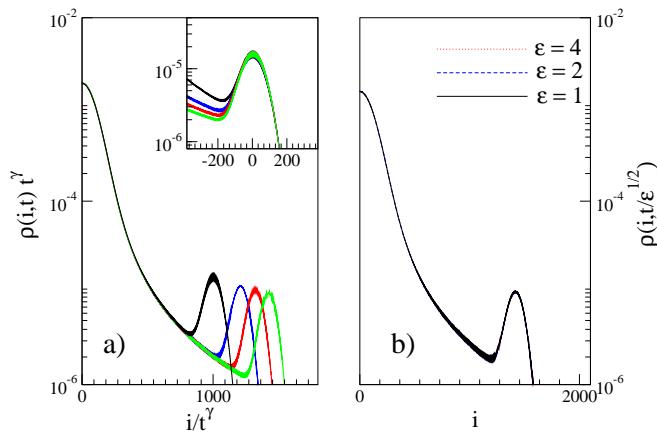


FIG. 3: (color online) (a) Rescaled perturbation profiles at times  $t = 1000, 2000, 4000$ , and  $6000$  (the width increases with time), for the hard-point gas dynamics with the energy per particle  $\varepsilon = 1$ . The scaling exponent is  $\gamma = 5/3$ . The inset, similar to the inset in Fig. 2, depicts the ballistic humps after the scaling transformation (5). (b) Profiles after the scaling transformation (8) for different energy per particle,  $\varepsilon$ , at time  $t = 1500/\sqrt{\varepsilon/\varepsilon_0}$ , with  $\varepsilon_0 = 1$ . Each profile is obtained by averaging over  $10^6$  realizations.

where  $u = t'/t$  and  $\bar{x} = x - v_0 t$  (see inset in Fig. 2). Note that this scaling distinctly differs from the scaling in Eq. (12).

*Ergodic many-body systems: validation of the approach.* Consider a many-particle system, with a Hamiltonian

$$H_{\text{total}}(\{x_i, p_i\}) = \sum_{i=1}^N H_i, \quad (6)$$

where  $H_i = H(x_i, x_{i-1}, x_{i+1}, p_i)$  is the energy attributed to the  $i$ th particle. At the time  $t = 0$  the system is locally affected by the perturbation. The initially localized perturbation energy,  $E_p$ , starts to spread, such that the distribution of the local excess energy  $\Delta E(i, t)$  of the  $i$  particle evolves in time [25], while keeping the perturbation energy constant; i.e.,  $\sum_{i=1}^N \Delta E(i, t) = E_p$ . The spreading can be quantified with a normalized probability distribution function  $\varrho(i, t) = \overline{\Delta E(i, t)}/E_p$ , where  $\overline{\dots}$  denotes a microcanonical average.

The main finding of this study is that the profiles of the spreading perturbation in many-particle Hamiltonian systems,  $\varrho(i, t)$ , in the corresponding asymptotic regime [26], are determined by the propagator  $P(x, t)$  of the generalized Lévy walk model, Eqs. (12, 5). In order to validate this claim we use two archetype systems, namely (i) a one-dimensional scattering dynamics of a hard-point gas composed of two unequal masses [27] and (ii) a Fermi-Pasta-Ulam (FPU)  $\beta$ -lattice dynamics [28].

We start with a hard-point gas, a many-body Hamiltonian system with an ergodic dynamics governed by the conservation of kinetic energy and momentum [27]. We use a chain of  $N = 1.6 \cdot 10^4$  pointlike particles with alternating masses,  $\dots m M m M \dots$ , of the length  $L = 1.6 \cdot 10^4$ ,

and periodic boundary conditions. Without loss of generality we set the mass ratio  $M/m = 2$ . The energy per particle,  $\varepsilon = \langle m_i v_i^2 \rangle / 2$ ,  $m_i = m$  or  $M$ , serves as a tunable parameter. Figure 3 depicts the evolution of the infinitesimal perturbation  $\varrho(i, t)$  [5]. The scaling ansatz (5) with the exponent  $\gamma = 5/3$  is beautifully validated, see the inset in Fig. 3a. We also found that the perturbation profiles for different values of energy per particle  $\varepsilon$  are matched by assuming that the perturbation velocity and the fluctuation variance both scale as

$$v_0, D_v \propto \sqrt{\varepsilon}. \quad (7)$$

Consequently, the profile scales as

$$\varrho_\varepsilon(x, t) = \varrho_{\varepsilon'}(x, t/s'), \quad (8)$$

where  $s' = \sqrt{\varepsilon'/\varepsilon}$ , see Fig. 3b.

As our second test bed we use a FPU  $\beta$  chain dynamics [28], defined by the Hamiltonian (6) with  $H_i = \frac{1}{2} p_i^2 + \frac{1}{2} (x_{i+1} - x_i)^2 + \frac{\beta}{4} (x_{i+1} - x_i)^4$ , with  $N$  particles of unit mass and periodic boundary conditions. The energy per particle is  $\varepsilon = H_{\text{total}}/N$ . It is not feasible to explore the evolution of finite perturbations of the FPU system at microcanonical equilibrium, due to emerging huge statistical fluctuations. Instead we employed the energy correlation function,  $e(i, t)$  [6, 7], which bears the same information as the infinitesimal perturbation in the case of hard-point gas [29]. We performed a massive numerical experiment [30], yet even these efforts were not sufficient to cope with the statistical fluctuations [note the thin green lines in Figs. 4a,b]. Nevertheless, a relatively smooth shape of the ballistic hump allows for a convincing validation of the scaling (5). It is interesting to note that the velocity of the ballistic peaks is determined by the group velocity of effective thermal phonons [7], which, therefore can be associated with "walkers" of the CTRW approach.

The perturbation profiles for different values of the energy per particle  $\varepsilon$  reveal another remarkable feature: the central part of profiles is independent of  $\varepsilon$ , while the ballistic humps move as  $\varepsilon$  increases, see Fig. 4c. Such behavior can be derived from the scaling invariance (12). Taking into account that  $K \propto \tau_0^{1-1/\gamma} v_0$ , one can infer that the central part of the LW propagator is invariant under variation of  $v_0$  when  $\tau_0 \propto v_0^{\gamma/(1-\gamma)}$ .

In conclusion, we demonstrated that the collective process of perturbation spreading across two celebrated *many-particle* systems, a hard-point gas and a Fermi-Pasta-Ulam lattice, is reproduced by a *single-particle* stochastic process. It is intuitive that an ergodic dynamics is a prerequisite for the diffusionlike perturbation evolution. In integrable many-body systems, such as a harmonic chain or the Toda lattice [31], the perturbation spreading is a deterministic process, evolving in terms of noninteracting phonons. The task of exploring the sufficient conditions for the CTRW kinetics to occur presents a promising challenge, thereby underpinning the

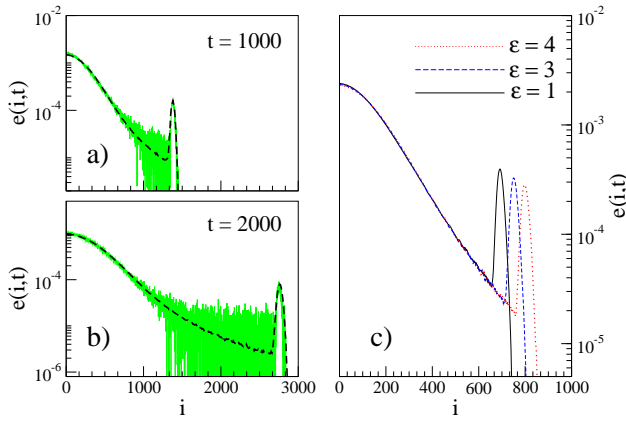


FIG. 4: (color online) (a, b) Energy correlation functions  $e(i, t)$  for the FPU dynamics with  $N = 1.6 \cdot 10^4$ ,  $\beta = 1$  and  $\varepsilon = 1$  (thin solid lines), compared to the propagators of the generalized LW model with  $v_0 = 1.384$  and  $D_v = 0.49$  (thick dashed lines). The scaling exponent is  $\gamma = 5/3$ . The FPU profiles have been obtained by averaging over  $5 \cdot 10^5$  realizations. (c) Energy correlation functions for the FPU system with  $N = 2 \cdot 10^3$  for the time  $t = 500$  and different values of the energy per particle  $\varepsilon$ .

universality of our findings. Thus our results disclose a pathway to explore propagation of information in realistic dissipation-free systems: it allows to calibrate the transport characteristics of many-body systems (which are beyond the region of validity of the classical Lieb-Robinson theory [11]) by using the parameters of the corresponding random walk process.

Apart from those theoretical challenges, there is room for possible applications. A realization that comes to mind is an array of coupled nanoresonators [32], where a single unit acts as both, the receiver and transducer of excitations, which transforms this array into an extended sensor via utilizing the principle of time-of-arrival localization [33].

This work has been supported by the DFG Grants No. HA1517/31-2 (S. D. and P. H.) and No. ZA593/2-1 (V.Z.).

- 
- [1] E. Helfand, Phys. Rev. **119**, 1 (1960).
  - [2] A. Torcini, P. Grassberger, and A. Politi, J. Phys. A: Math. Gen. **28**, 4533 (1995); A. Torcini and S. Lepri, Phys. Rev. E **55**, R3805 (1997).
  - [3] C. Primo, I. G. Szendro, M. A. Rodriguez, and J. M. Gutierrez, Phys. Rev. Lett. **98**, 108501 (2007).
  - [4] G. Giacomelli, R. Hegger, A. Politi, and M. Vassalli, Phys. Rev. Lett. **85**, 3616 (2000).
  - [5] P. Cipriani, S. Denisov, and A. Politi, Phys. Rev. Lett. **94**, 244301 (2005).
  - [6] H. Zhao, Phys. Rev. Lett. **96**, 140602 (2006).
  - [7] N. Li, B. Li, and S. Flach, Phys. Rev. Lett. **105**, 054102 (2010).
  - [8] J. Dunkel and P. Hänggi, Phys. Rep. **471**, 1 (2009); J. Dunkel, P. Talkner, and P. Hänggi, Phys. Rev. D **75**, 043001 (2007).
  - [9] C. Marchioro, A. Pellegrinotti, M. Pulvirenti, and L. Triolo, J. Stat. Phys. **19**, 499 (1978); P. Butta *et al.*, J. Stat. Phys. **127**, 313 (2007).
  - [10] The term “almost” underpins the fact that outside the cone the perturbation is strongly diminished.
  - [11] B. Nachtergaele, H. Raz, B. Schlein, and R. Sims, Comm. Math. Phys. **286**, 1073 (2009).
  - [12] E. W. Montroll and G. W. Weiss, J. Math. Phys. **6**, 167 (1965).
  - [13] E. Scalas, Lect. Notes Econ. Math. Sys., Vol. **567**, 3 (2006).
  - [14] E. Barkai, R. Silbey, and G. Zumofen, Phys. Rev. Lett. **84**, 5339 (2000).
  - [15] H. Scher and M. Lax, Phys. Rev. B **7**, 4491 (1973).
  - [16] A. Blumen, G. Zumofen, and J. Klafter, Phys. Rev. A **40**, 3964 (1989).
  - [17] M. F. Shlesinger, G.M. Zaslavsky, and J. Klafter, Nature **363**, 31 (1993).
  - [18] J. Klafter and G. Zumofen, Physica A **196**, 102 (1993).
  - [19] S. Denisov, J. Klafter, and M. Urbakh, Phys. Rev. Lett. **91**, 194301 (2003).
  - [20] T. H. Solomon, E. R. Weeks and H. L. Swinney, Phys. Rev. Lett. **71**, 3975 (1993).
  - [21] S. Marksteiner, K. Ellinger and P. Zoller, Phys. Rev. A **53**, 3409 (1996).
  - [22] I. Karatsas and S. Shreve, *Brownian Motion and Stochastic Calculus* (Springer, N.Y., 1997).
  - [23] This setup amounts to equilibrated initial conditions, when at time  $t = 0$  the particle is in the flight with probability one. It should be distinguished from nonequilibrated conditions when at the time  $t = 0$  the particle is set at rest [15].
  - [24] V. Zaborudayev, M. Schmiedeberg, and H. Stark, Phys. Rev. E **78**, 011119 (2008).
  - [25] This quantity can be computed as follows: at time  $t = 0$  the system is locally perturbed,  $\{x_0^p(0) = x_0(0) + \epsilon_x, p_0^p(0) = p_0(0) + \epsilon_p\}$ . Then the two systems, original and perturbed, evolve in parallel. The local excess of energy is given by  $\Delta E(i, t) = H_i^p(t) - H_i(t)$ .
  - [26] Practically, this implies the existence of a time scale,  $t_{LW}$ , beyond which all relevant scattering mechanisms unfold themselves. This time  $t_{LW}$  is system specific.
  - [27] G. Casati and J. Ford, J. Comput. Phys. **20**, 97 (1976).
  - [28] J. Ford, Phys. Rep. **213**, 271 (1992).
  - [29] L. Delfini *et al*, Euro. Phys. J - Special Topics **146**, 21 (2007).
  - [30] See in our supplemental material for technical details.
  - [31] M. Toda, *Nonlinear Waves and Solitons*(Springer, New York, 1989).
  - [32] M. Blencowe, Phys. Rep. **395**, 159 (2004).
  - [33] S. Haykin, *Array Signal Processing* (Prentice-Hall, Englewood Cliffs, New Jersey, 1985).



## I. TRANSPORT EQUATIONS FOR THE MODEL PROPAGATOR

In order to gain analytical insight into the generalized LW dynamics, we proceed along known reasoning, see in [1, 2], and derive the transport equation for the

$$\nu(x, t) = \int_{-\infty}^{\infty} \int_{-\infty}^{\infty} dv dw \int_0^t \nu(x - v\tau - w, t - \tau) \psi(\tau) h(v) p(w, \tau) d\tau + \varphi(t) \int_{-\infty}^{\infty} h(v) p(x - vt, t) dv. \quad (9)$$

Equation (9) shows that a particle changes its velocity at the point  $(x, t)$  if it was the end point of the preceding step. That previous step had some flight time  $\tau$  and occurred with some velocity  $v$ . Therefore the step originated in the point  $x - v\tau - w$ , where  $w$  takes into account the accumulation of velocity fluctuations during a single flight. Next we have to integrate over all possible flight times, velocities and fluctuations with the corresponding probability densities. This is how the first term on the right side of Eq. (9) is obtained. The second term reflects the influence of initial conditions. In this work we use so-called equilibrated initial conditions [3]

probability distribution function (PDF)  $P(x, t)$ . We first introduce the probability distribution of the end points of flights, or the turning points,  $\nu(x, t)$ , where a particle chooses its new velocity. Its evolution is governed by the following balance equation:

which assumes that walkers evolved for an infinitely long time when the observation started. Different initial setups affect only the probability of when a flying particle experiences the first turn after the start of observation. For a system evolving for an infinite time the PDF of the first turn after the observation has been started is given by  $\varphi(t) = \langle \tau \rangle^{-1} \int_0^{\infty} \psi(t + \tau) d\tau$  [3]. If a particle starts at  $x = 0$ , the spatial position of where the first turn occurs is influenced by the velocity fluctuations and is given by:  $\int_{-\infty}^{\infty} \delta(x - vt - w) p(w, t) dw = p(x - vt, t)$ .

We next evaluate the actual density of particles  $P(x, t)$ , to obtain:

$$P(x, t) = \int_{-\infty}^{\infty} \int_{-\infty}^{\infty} dv dw \int_0^t \nu(x - v\tau - w, t - \tau) \Psi(\tau) h(v) p(w, \tau) d\tau + \Phi(t) \int_{-\infty}^{\infty} h(v) p(x - vt, t) dv. \quad (10)$$

The particle currently finds itself in the point  $(x, t)$ , if it previously changed the direction of flight at the point  $x - v\tau - w$ , and keeps flying afterwards for the time  $\tau$  with the probability  $\Psi(\tau) = 1 - \int_0^{\tau} \psi(t) dt$ . Similarly, the probability to continue the first flight reads  $\Phi(t) = \langle \tau \rangle^{-1} \int_0^{\infty} \Psi(t + \tau) d\tau$  [2].

Formally, the above two equations can be solved with a help of combined Fourier- and Laplace-transform, thereby turning all convolution integrals into products and thus rendering the integral equations algebraic. The answer for the density of particles in Fourier/Laplace space,  $\tilde{P}_{k,s}$  is given by (we use tilde-notation to denote the Fourier/Laplace transform):

$$\tilde{P}_{k,s} = \frac{\left[ \Psi(\tau) \tilde{h}_{k\tau} \tilde{p}_k(\tau) \right]_s \left[ \varphi(\tau) \tilde{h}_{k\tau} \tilde{p}_k(\tau) \right]_s}{1 - \left[ \tilde{h}_{k\tau} \tilde{p}_k(\tau) \psi(\tau) \right]_s} + \left[ \tilde{h}_{kt} \tilde{p}_k(\tau) \Phi(t) \right]_s. \quad (11)$$

This exact analytical expression serves as the starting point for the asymptotic analysis for large spatial and

temporal scales, that corresponds to small  $k, s$  coordinates in Fourier/Laplace-space. It is possible to show that for the case of Gaussian fluctuations the central part of the profile can be described by the Lévy distribution, which is the solution of the fractional diffusion equation [2, 4]:

$$\tilde{P}_{k,s} \simeq \frac{1}{s + \tau_0^{\gamma-1} v_0^{\gamma} (\gamma - 1) \Gamma[1 - \gamma] k^{\gamma} \sin(\pi\gamma/2)}.$$

In original coordinate space and original time this expression delivers the following scaling relation for the central part of the density profile:

$$P(x, t') \simeq \frac{1}{K u^{1/\gamma}} P\left(\frac{x}{K u^{1/\gamma}}, t\right), \quad |x| \ll vt, \quad (12)$$

where  $K \propto \tau_0^{1-1/\gamma} v_0$  and  $u = t'/t$ , see Fig. 2.

To describe the density of particles in the ballistic humps of the profile we use the second term on the right hand side of Eq. (10):

## II. NUMERICS

$$P_{\text{hump}}(x, t) = \Phi(t) \int_{-\infty}^{\infty} h(v) p(x - vt, t) dv, \quad (13)$$

where  $\Phi(t) = \langle \tau \rangle^{-1} \int_0^{\infty} \Psi(t + \tau) d\tau$ . For the chosen flight time distribution it scales as  $\Phi(t) \propto (t/\tau_0)^{1-\gamma}$ .

For the integration of the FPU  $\beta$  chain's equations of motion we used the symplectic *SABA<sub>2</sub>C* scheme [5, 6], with the integration time step  $dt = 0.01 \div 0.02$ . Calculations have been performed on a Tesla S1070 supercomputer, with 960 CPU's on board.

- 
- [1] V. Zaburdaev, M. Schmiedeberg, and H. Stark, Phys. Rev. E **78**, 011119 (2008).
  - [2] J. Klafter and G. Zumofen, Physica A **196**, 102 (1993).
  - [3] J. K. E. Tunaley, Phys. Rev. Lett. **33** 1037 (1974).
  - [4] A. Blumen, G. Zumofen, and J. Klafter, Phys. Rev. A **40**, 3964 (1989).
  - [5] J. Laskar and P. Robutel, Celest. Mech. Dyn. Astron. **80**, 39 (2001).
  - [6] Ch. Skokos, D. O. Krimer, S. Komineas, and S. Flach, Phys. Rev. E **79**, 056211 (2009).