

# Pressure effect on superconductivity of $A_x\text{Fe}_2\text{Se}_2$ ( $A = \text{K}$ and $\text{Cs}$ )

J. J. Ying, X. F. Wang, X. G. Luo, Z. Y. Li, Y. J. Yan, M. Zhang, A.

F. Wang, P. Cheng, G. J. Ye, Z. J. Xiang, R. H. Liu and X. H. Chen\*

*Hefei National Laboratory for Physical Science at Microscale and Department of Physics,  
University of Science and Technology of China, Hefei,  
Anhui 230026, People's Republic of China*

We performed the high hydrostatic pressure resistivity measurements (up to 1.7 GPa) on the newly discovered superconductors  $A_x\text{Fe}_2\text{Se}_2$  ( $A = \text{K}$  and  $\text{Cs}$ ) single crystals. Two batches of single crystals  $K_x\text{Fe}_2\text{Se}_2$  with different transition temperatures ( $T_c$ ) were used to study the effect of pressure. The  $T_c$  of the first one gradually decreases with increasing pressure from 32.6 K at ambient pressure. While a dome-like behavior was observed for the crystal with  $T_c = 31.1$  K, and  $T_c$  reaches its maximum value of 32.7 K at the pressure of 0.48 GPa. It indicates that there exists a optimal doping with maximum  $T_c$  of 32.7K in  $K_x\text{Fe}_2\text{Se}_2$  system. The behavior of  $T_c$  vs. pressure for  $\text{Cs}_x\text{Fe}_2\text{Se}_2$  also shows a dome-like behavior, and  $T_c$  reaches its maximum value of 31.1 K at the pressure of 0.82 GPa. The hump observed in temperature dependence of resistivity for all the samples tends to shift to high temperature with increasing pressure. The resistivity hump could arise from the vacancy of Fe or Se.

The newly discovered iron-based superconductors have attracted much attention in past three years<sup>1-5</sup>. Up to now, various Fe-based superconductors, such as ZrCuSiAs-type  $\text{LnFeAsO}$  ( $\text{Ln}$  is rare earth elements)<sup>1-3</sup>,  $\text{ThCr}_2\text{Si}_2$ -type  $\text{AeFe}_2\text{As}_2$  ( $\text{Ae}$  is alkali earth elements)<sup>5</sup>,  $\text{Fe}_2\text{As}$ -type  $\text{AFeAs}$  ( $A$  is Li or Na)<sup>6-8</sup> and anti-PbO-type  $\text{Fe}(\text{Se}, \text{Te})$ <sup>9</sup>, have been reported. The  $T_c$  of anti-PbO-type  $\text{FeSe}$  could reach 37 K under 4.5 GPa from  $T_c \sim 8\text{K}$  at the ambient pressure<sup>10</sup>. Very recently, by intercalating K, Rb, Cs and Tl into between the  $\text{FeSe}$  layers, superconductivity has been enhanced to around 30 K without any external pressure in Fe-Se system<sup>11-16</sup>, it provide a new type of iron-based superconductor to explore high  $T_c$ . For the iron-pnictide, the pressure tends to destroy the magnetic transition in the undoped compounds, and  $T_c$  increases with increasing pressure for underdoped iron-pnictides, and remains approximately constant for optimal doping, and decreases linearly in the overdoped range<sup>17,18</sup>. Superconductivity can be induced by pressure in the parent compounds  $\text{AFe}_2\text{As}_2$  ( $A = \text{Ca}, \text{Sr}, \text{Ba}, \text{Eu}$ )<sup>19-21</sup>. Magnetism and superconductivity are strongly correlated with each other in the iron-based superconductors. The strong pressure effect in  $\text{FeSe}$  may be related to its strongly enhanced antiferromagnetic spin fluctuations under pressure<sup>22</sup>. Therefore, we wonder weather the strong pressure effect still exist in  $A_x\text{Fe}_2\text{Se}_2$ . It is very meaningful to perform high pressure measurement in this newly found superconductors.

In this paper, we systematically measured resistivity under the high hydrostatic pressure up to 1.7 GPa for the newly discovered superconductors  $K_x\text{Fe}_2\text{Se}_2$  and  $\text{Cs}_x\text{Fe}_2\text{Se}_2$ . It is found that the transition temperature slightly increases below 0.82 GPa, and gradually decreases with further increasing the pressure for

$\text{Cs}_x\text{Fe}_2\text{Se}_2$ . Two  $K_x\text{Fe}_2\text{Se}_2$  single crystals with different  $T_c$  were measured. For the  $K_x\text{Fe}_2\text{Se}_2$  crystal with  $T_c^{\text{onset}} = 32.6$  K and broad hump centered at 245 K, and  $T_c$  gradually decreases with increasing pressure. While  $T_c$  vs. pressure shows the similar behavior to  $\text{Cs}_x\text{Fe}_2\text{Se}_2$ , and  $T_c^{\text{onset}}$  reaches its maximum value 32.7 K under the pressure of 0.48 GPa for the  $K_x\text{Fe}_2\text{Se}_2$  with  $T_c^{\text{onset}} = 31.1$  K and broad hump centered at 130 K. All these results suggest that there exists an optimal doping with maximum  $T_c$ .  $T_c$  increases with increasing pressure for underdoped sample, and monotonically decreases in the overdoped range. Resistivity hump shifts to high temperature with increasing the pressure.

Single crystals  $A_x\text{Fe}_2\text{Se}_2$  ( $A = \text{K}, \text{Cs}$ ) was grown by self-flux method as described elsewhere.<sup>14</sup> Many shinning plate-like single crystals can be cleaved from the final products.  $\text{Cs}_x\text{Fe}_2\text{Se}_2$  shows superconductivity at about 30 K, the actual compositions determined by EDX is  $\text{Cs}_{0.86}\text{Fe}_{1.66}\text{Se}_2$ . Two different types of  $K_x\text{Fe}_2\text{Se}_2$  were obtained. The actually composition of the first one with the  $T_c^{\text{onset}} = 32.6\text{K}$  is  $\text{K}_{0.85}\text{Fe}_2\text{Se}_{1.80}$  (denoted  $K_x\text{Fe}_2\text{Se}_2$ -1). The actually composition of the second one with the  $T_c^{\text{onset}} = 31.1\text{K}$  is  $\text{K}_{0.86}\text{Fe}_2\text{Se}_{1.82}$  (denoted  $K_x\text{Fe}_2\text{Se}_2$ -2). Pressure was generated in a Teflon cup filled with Daphne Oil 7373 which was inserted into a Be-Cu pressure cell. The pressure was determined at low temperature by monitoring the shift in the superconducting transition temperature of pure tin. The measurement of resistivity was performed using the *Quantum Design* PPMS-9.

Fig.1(a), (b) and (c) shows the temperature dependence of the in-plane resistivity for single crystals  $K_x\text{Fe}_2\text{Se}_2$ -1,  $K_x\text{Fe}_2\text{Se}_2$ -2 and  $\text{Cs}_x\text{Fe}_2\text{Se}_2$  under different pressures.  $K_x\text{Fe}_2\text{Se}_2$ -1 shows the semiconducting behavior at the high temperature and displays a broad hump at about 245 K under ambient pressure, and shows superconductivity at 32.6 K. The resistivity gradually decreases and the hump becomes much more unobvious with increasing the pressure. For  $K_x\text{Fe}_2\text{Se}_2$ -

\*Corresponding author; Electronic address: chenxh@ustc.edu.cn

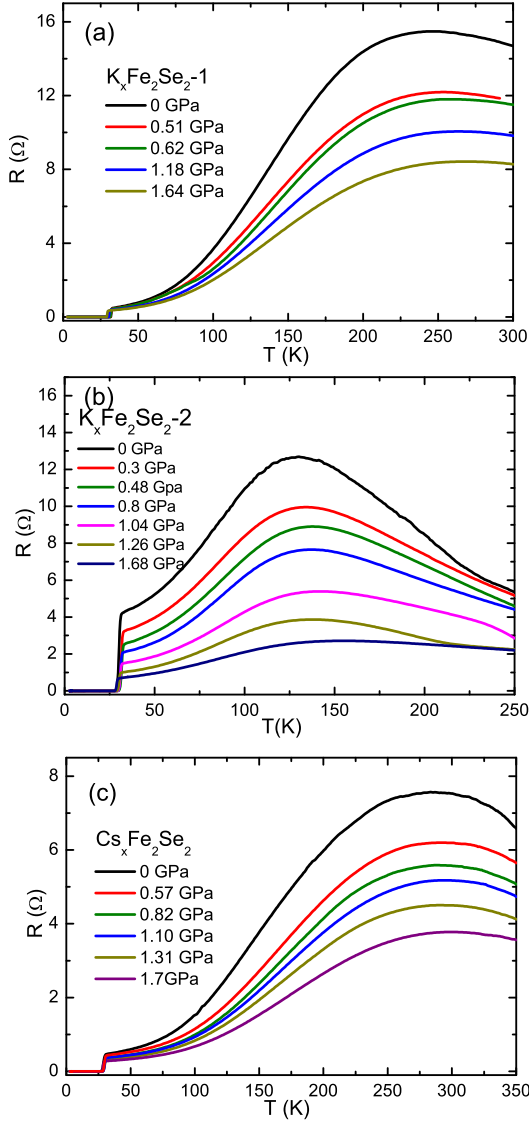


FIG. 1: (Color online) Temperature dependence of the in-plane resistivity under different pressures for the single crystals: (a).  $K_xFe_2Se_2-1$ ; (b),  $K_xFe_2Se_2-2$ ; and (c),  $Cs_xFe_2Se_2$ .

2, the broad hump occurs at 130 K and  $T_c^{onset}$  is 31.1 K. For  $Cs_xFe_2Se_2$ , similar resistivity behavior was observed with the broad hump centered at around 285K. With increasing the pressure, resistivity remarkably decreases and the hump feature becomes much more obscured.

Fig.2(a) shows the temperature dependence of the resistivity of  $Cs_xFe_2Se_2$  under the different pressures in the low temperature range. It indicates that the resistivity gradually decreases with increasing pressure. We defined the  $T_c$  with the temperature at which the resistivity drops 90%, 50% and 10% relative to the resistivity just above the superconducting transition. Fig.2(b)

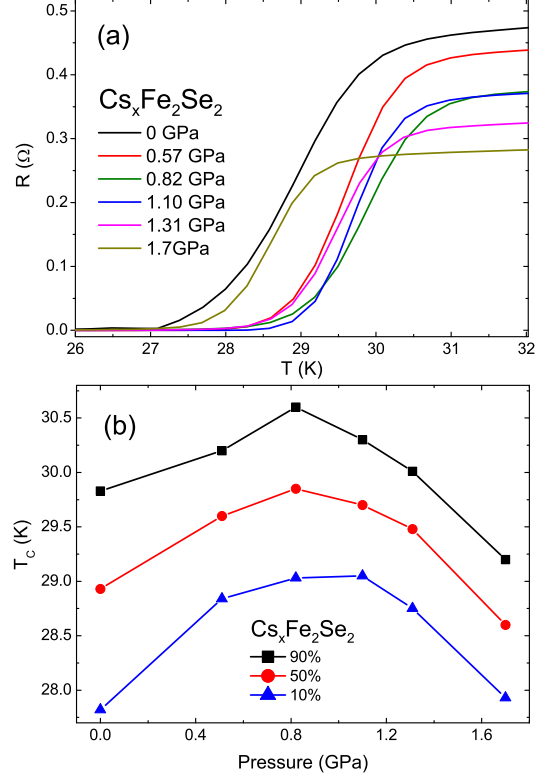


FIG. 2: (Color online) (a): Temperature dependence of resistivity for single crystal  $Cs_xFe_2Se_2$  under the different pressures around superconducting transition temperature range; (b): Pressure dependence of  $T_c$  for single crystal  $Cs_xFe_2Se_2$ .

shows the pressure dependence of  $T_c$ .  $T_c$  increases with increasing the pressure below 0.82 GPa, and  $T_c$  gradually decreases with further increases the pressure.  $T_c^{onset}$  increases to 31.1K under the pressure of 0.82 GPa from the 30K at ambient pressure.  $dT_c/dP \sim 1.3K/GPa$  in the region of  $P < 0.82$  GPa is much less than that in FeSe, and almost the same as that observed in the electron-doped  $LaOFeAs$ <sup>24</sup>. The pressure dependence of  $T_c$  in  $Cs_xFe_2Se_2$  is quite similar to that of  $LaO_{1-x}F_xFeAs$  system<sup>25</sup>.

Fig.3(a) shows the temperature dependence of the resistivity of  $K_xFe_2Se_2-1$  under the different pressures in the low temperature range. The resistivity gradually reduced with increasing pressure in the normal state. Fig.3(b) shows the pressure dependence of  $T_c$ .  $T_c$  monotonically decreases with increasing pressure, being different from that shown in Fig.2b for the  $Cs_xFe_2Se_2$ .  $T_c^{onset}$  decreases to 29.8 K at the pressure of 1.64 GPa, which is about 2.8 K lower than the  $T_c$  at ambient pressure. The behavior of  $T_c$  vs. pressure for this compound is consistent with the previous report<sup>23</sup>, while quite different from the report by Kawasaki et al.<sup>26</sup> Kawasaki et al. reported that  $T_c^{onset}$  increases with increasing pres-

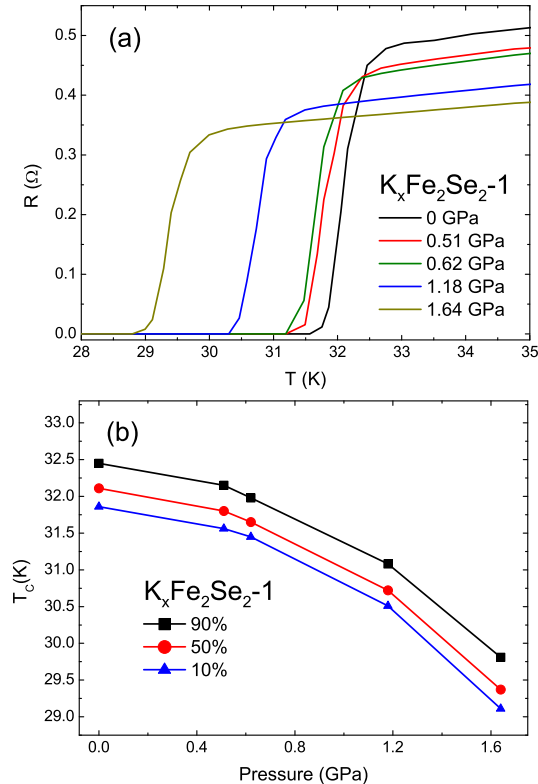


FIG. 3: (Color online) (a): Temperature dependence of resistivity for single crystal  $K_xFe_2Se_2-1$  under the different pressures around superconducting transition temperature range; (b): Pressure dependence of  $T_c$  for single crystal  $K_xFe_2Se_2-1$ .

sure, while  $T_c^{zero}$  decreases. It suggests that the superconducting transition becomes broadening with increasing pressure. However, the superconducting transition width nearly does not change by pressure as shown in Fig.3(a). Such difference could arise from the quality of single crystal or inhomogeneity of applied pressure.

Fig.4(a) shows the temperature dependence of the resistivity of  $K_xFe_2Se_2-2$  under the different pressure around the temperature range of superconducting transition. The  $T_c$  at ambient pressure is 1.5 K lower than that of  $K_xFe_2Se_2-1$ . The behavior of  $T_c$  vs. pressure is quite different from that of  $K_xFe_2Se_2-1$  as shown in Fig.3(b).  $T_c$  as a function of pressure shows a dome-like behavior as shown in Fig.4(b). It is similar to that observed in single crystal  $Cs_xFe_2Se_2$ .  $T_c^{onset}$  gradually increases with increasing pressure and reaches the maximum value of 32.7 K at the pressure of 0.48 GPa, then monotonically decreases with further increasing pressure. It should be addressed that the  $K_xFe_2Se_2-1$  and  $K_xFe_2Se_2-2$  shows different pressure dependence of  $T_c$ . Such different pressure dependence of  $T_c$  indicates that there exists optimal doping with the maximum  $T_c \sim 32.7$  K in  $K_xFe_2Se_2$  system. The pressure tends to destroy the magnetic tran-

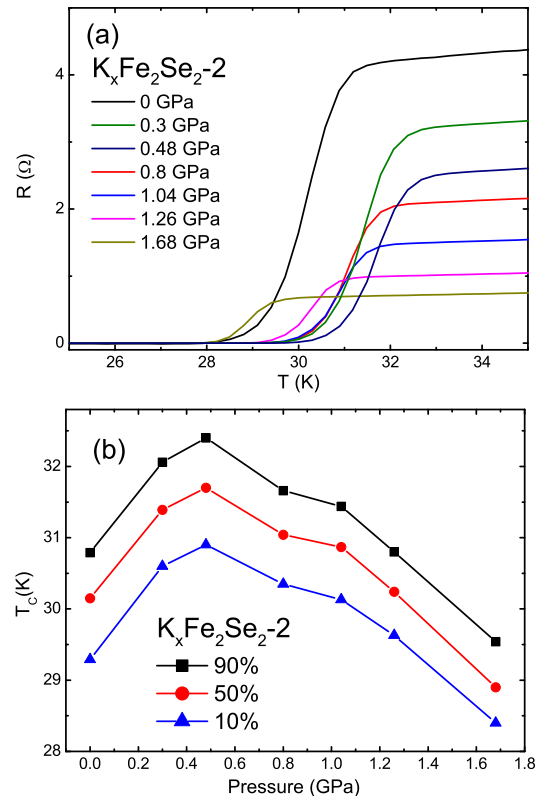


FIG. 4: (Color online) (a): Temperature dependence of resistivity for single crystal  $K_xFe_2Se_2-2$  under the different pressures around superconducting transition temperature range; (b): Pressure dependence of  $T_c$  for single crystal  $K_xFe_2Se_2-2$ .

sition in the undoped compounds and  $T_c$  increases with increasing pressure for underdoped iron-pnictides, and monotonically decreases in the overdoped range. The different effect of pressure on  $T_c$  between the crystals  $K_xFe_2Se_2-1$  and  $K_xFe_2Se_2-2$  is easily understood because the  $K_xFe_2Se_2-1$  is in the slightly overdoped range, while the  $K_xFe_2Se_2-2$  is in the underdoped range.

Fig.5 shows the pressure dependence of the resistivity hump temperature for  $Cs_xFe_2Se_2$ ,  $K_xFe_2Se_2-1$  and  $K_xFe_2Se_2-2$ . We defined the hump temperature when the resistivity reaches its maximum value. The temperature of the hump monotonically increases with increasing pressure for all the samples. The shift of the resistivity hump temperature for  $Cs_xFe_2Se_2$  is very small below 0.82 GPa and increases apparently in the high pressure range. The temperature of the hump shows no direct connection with the  $T_c$  because the pressure dependence of hump temperature is quite different from that of  $T_c$ . The origin of the hump in this kind of superconductors could arise from the content of K or the vacancy of Fe or Se sites.

The normal state resistivity behavior and pressure dependence of  $T_c$  are quite different for the crystals

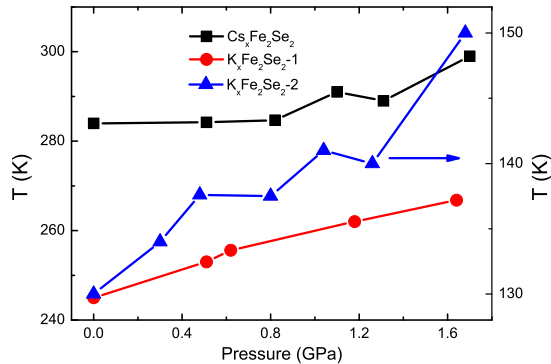


FIG. 5: (Color online) Pressure dependence of the resistivity hump temperature for single crystals  $Cs_xFe_2Se_2$ ,  $K_xFe_2Se_2-1$  and  $K_xFe_2Se_2-2$ .

$K_xFe_2Se_2$  with different  $T_c$ . The  $T_c$  as a function of pressure for  $K_xFe_2Se_2-2$  shows a dome-like behavior and reaches its maximum  $T_c$  at the pressure of 0.48 GPa. While  $T_c$  is gradually suppressed with increasing the pressure for  $K_xFe_2Se_2-1$ . The pressure dependence of  $T_c$  for  $K_xFe_2Se_2-2$  and  $Cs_xFe_2Se_2$  is quite similar to that observed in the  $LaO_{1-x}F_xFeAs$  and parent iron-pnictides<sup>21,25,27</sup>. While for  $K_xFe_2Se_2-1$ , the pressure dependence of  $T_c$  is similar to that observed in the overdoped iron-pnictides<sup>28</sup>. The maximum  $T_c$  for the two batches of single crystals  $K_xFe_2Se_2$  is the same, and reaches at ambient pressure and at 0.48 Gpa, respectively. The difference of  $T_c$  between the two batches

of single crystals  $K_xFe_2Se_2$  is very small (just 1.5 K), while the temperature of the resistivity hump is 245 K and 130 K, respectively. It indicates the hump temperature strongly depends on the sample. The hump behavior could originate from the vacancy of Fe or Se. Another evidence is that the normal state resistivity is very high compared with other iron-pnictide superconductors because the vacancy in conducting FeSe layers leads to a strong scattering, consequently high resistivity. It suggests that the physical behavior of  $A_xFe_2Se_2$  is very sensitive to the deficiency, and change of the deficiency strongly affects the normal state resistivity although the  $T_c$  does not change too much.

In conclusion, we performed the high hydrostatic pressure resistivity measurement for the newly discovered superconductors  $A_xFe_2Se_2$  ( $A=K, Cs$ ). For  $Cs_xFe_2Se_2$ ,  $T_c$  starts to increase at the pressure less than 0.82 GPa, and  $T_c$  decreases with further increasing the pressure. This behavior is similar to that in  $K_xFe_2Se_2-2$ . While the behavior is quite different for  $K_xFe_2Se_2-1$  with  $T_C^{onset}=32.6K$ ,  $T_c$  monotonically decreases with increasing pressure. The different pressure dependence of  $T_c$  between these single crystals is because they are in different doping level with different  $T_c$ . The temperature of resistivity hump increases with increasing the pressure. The resistivity hump could arise from the deficiency of Fe or Se in conducting layers.

**ACKNOWLEDGEMENT** This work is supported by the Natural Science Foundation of China and by the Ministry of Science and Technology of China, and by Chinese Academy of Sciences.

<sup>1</sup> Yoichi Kamihara, Takumi Watanabe, Masahiro Hirano and Hideo Hosono, J. Am. Chem. Soc. **130**, 3296 (2008).  
<sup>2</sup> X. H. Chen, T. Wu, G. Wu, R. H. Liu, H. Chen and D. F. Fang, Nature **453**, 761(2008).  
<sup>3</sup> Z. A. Ren, W. Lu, J. Yang, W. Yi, X. L. Shen, Z. C. Li, G. C. Che, X. L. Dong, L. L. Sun, F. Zhou and Z. X. Zhao, Chin. Phys. Lett. **25**, 2215(2008).  
<sup>4</sup> R. H. Liu et al., Phys. Rev. Lett **101**, 087001 (2008).  
<sup>5</sup> M. Rotter, M. Tegel, D. Johrendt, Phys. Rev. Lett. **101**, 107006(2008).  
<sup>6</sup> X. C. Wang, Q. Q. Liu, Y. X. Lv, W. B. Gao, L. X. Yang, R. C. Yu, F. Y. Li, and C. Q. Jin, Solid State Commun. **148**, 538 (2008).  
<sup>7</sup> J. H. Tapp, Z. Tang, B. Lv, K. Sasmal, B. Lorenz, Paul C.W. Chu, and A. M. Guloy, Phys. Rev. B **78**, 060505(R) (2008).  
<sup>8</sup> D. R. Parker, M. J. Pitcher, P. J. Baker, I. Franke, T. Lancaster, S. J. Blundell, and S. J. Clarke, Chem. Commun. (Cambridge), 2009, 2189.  
<sup>9</sup> F. C. Hsu, J. Y. Luo, K. W. The, T. K. Chen, T. W. Huang, P. M. Wu, Y. C. Lee, Y. L. Huang, Y. Y. Chu, D. C. Yan and M. K. Wu, Proc. Nat. Acad. Sci. **105**, 14262 (2008).

<sup>10</sup> S. Medvedev, T. M. McQueen, I. Trojan, T. Palasyuk, M. I. Eremets, R. J. Cava, S. Naghavi, F. Casper, V. Ksenofontov, G. Wortmann and C. Felser, Nature Mater. **8** 630(2009)  
<sup>11</sup> J. Guo, S. Jin, G. Wang, S. Wang, K. Zhu, T. Zhou, M. He and X. Chen, Phys. Rev. B **82**, 180520 (2010).  
<sup>12</sup> Yoshikazu Mizuguchi, Hiroyuki Takeya, Yasuna Kawasaki, Toshinori Ozaki, Shunsuke Tsuda, Takahide Yamaguchi and Yoshihiko Takano, arXiv:1012.4950 (unpublished).  
<sup>13</sup> A. F. Wang, J. J. Ying, Y. J. Yan, R. H. Liu, X. G. Luo, Z. Y. Li, X. F. Wang, M. Zhang, G. J. Ye, P. Cheng, Z. J. Xiang, X. H. Chen, arXiv:1012.5525 (unpublished).  
<sup>14</sup> J. J. Ying, X. F. Wang, X. G. Luo, A. F. Wang, M. Zhang, Y. J. Yan, Z. J. Xiang, R. H. Liu, P. Cheng, G. J. Ye, X. H. Chen, arXiv:1012.5552 (unpublished).  
<sup>15</sup> A. Krzton-Maziopa, Z. Shermadini, E. Pomjakushina, V. Pomjakushin, M. Bendele, A. Amato, R. Khasanov, H. Luetkens and K. Conder, arXiv:1012.3637 (unpublished).  
<sup>16</sup> Minghu Fang, Hangdong Wang, Chiheng Dong, Zujuan Li, Chunmu Feng, Jian Chen, H.Q. Yuan, arXiv:1012.5236  
<sup>17</sup> C.W. Chu, B. Lorenz, Physica C **469**, 385C395 (2009)  
<sup>18</sup> Y. Takabayashi, M. T. McDonald, D. Papanikolaou, S. Margadonna, G. Wu, R. H. Liu, X. H. Chen, K. Prassides,

- J. Am. Chem. Soc. **130**, 9242(2008)
- <sup>19</sup> Tuson Park, Eunsung Park, Hanoh Lee, T Klimczuk, ED-Bauer, F Ronning and J D Thompson, J. Phys.: Condens. Matter **20**, 322204 (2008).
- <sup>20</sup> Patricia L Alireza, Y T Chris Ko, Jack Gillett, Chiara M Petrone, Jacqueline M Cole, Gilbert G Lonzarich and Suchitra E Sebastian, J. Phys.: Condens. Matter **21**, 012208 (2009).
- <sup>21</sup> N Kurita, M Kimata, K Kodama, A Harada, M Tomita, H S Suzuki, T Matsumoto, K Murata, S Uji and T Terashima, arXiv:1008.0684.
- <sup>22</sup> T. Imai, K. Ahilan, F. L. Ning, T.M. McQueen and R. J. Cava, Phys. Rev. Lett. **102**, 177005(2009).
- <sup>23</sup> Jing Guo, Liling Sun, Chao Zhang, Jiangang Guo, Xiaolong Chen, Qi Wu, Dachun Gu, Peiwen Gao, Xi Dai and Zhongxian Zhao, arXiv:1101.0092.
- <sup>24</sup> W. Lu, J. Yang, X.L. Dong, Z.A. Ren, G.C. Che, Z.X. Zhao, New J. Phys. **10**, 063026(2008)
- <sup>25</sup> H. Takahashi, K. Igawa, K. Arii, Y. Kamihara, M. Hirano, and H. Hosono, Nature (London) **453**, 376 (2008).
- <sup>26</sup> Y. Kawasaki, Y. Mizuguchi, K. Deguchi, T. Watanabe, T. Ozaki, S. Tsuda, T. Yamaguchi, Hiroyuki Takeya, Y. Takano, arXiv: 1101.0896.
- <sup>27</sup> H. Takahashi, H. Okada, K. Igawa, K. Arii, Y. Kamihara, S. Matsuishi, M. Hirano, H. Hosono, K. Matsubayashi, Y. Uwatoko, J. Phys. Soc. Jpn. **77**, C78 (2008).
- <sup>28</sup> M. Gooch, B. Lv, B. Lorenz, A.M. Guloy, C.W. Chu, Phys. Rev. B **78**, 180508(R)(2008).