

Quantum Phase Estimation with Constant Precision Phase Shift Operators

Hamed Ahmadi* Chen-Fu Chiang†

December 20, 2010

Abstract

Quantum phase estimation (QPE) is at the core of many quantum algorithms known to date. For physically implementing QPE algorithms that are based on quantum Fourier transform (QFT), the main obstacle is the requirement of controlled phase shift operators with high precision. In this paper, we introduce an alternative approach to approximately implement QPE with any constant precision controlled phase shift operators.

The new quantum algorithm bridges the gap between QPE algorithms based on QFT and Kitaev's original approach. Kitaev's original approach does not include any controlled phase shift operator. On the other hand, QPE algorithms based on QFT or approximate QFT require controlled phase shift operators with precision at least $\pi/2^n$, where the eigenphase is required to be precise to the n th bit. The new approach fills the gap and only employs constant precision controlled phase shift operators. From a physical implementation viewpoint, the new algorithm performs significantly better than Kitaev's approach.

1 Introduction

Quantum Phase Estimation (QPE) plays a core role in many quantum algorithms [4, 11, 12, 14, 15]. Some interesting algebraic and theoretic problems can be addressed by QPE, such as prime factorization [11], discrete-log finding [12], and order finding.

Problem. [Phase Estimation] *Let U be a unitary matrix with eigenvalue $e^{2\pi i\varphi}$ and corresponding eigenvector $|u\rangle$. Assume only a single copy of $|u\rangle$ is available, the goal is to find $\tilde{\varphi}$ such that*

$$\Pr(|\tilde{\varphi} - \varphi| < \frac{1}{2^{n+1}}) > 1 - c, \quad (1)$$

*Department of Mathematics and Department of Electrical Engineering and Computer Science, University of Central Florida, Orlando, FL 32816, USA. Email: hahmadi@cs.ucf.edu

†Department of Electrical Engineering and Computer Science, University of Central Florida, Orlando, FL 32816, USA. Email: cchiang@eecs.ucf.edu

where c is a constant less than $\frac{1}{2}$.

In this paper we investigate a more general approach for the QPE algorithm. This approach completes the transition from Kitaev's original approach that requires no controlled phase shift operators, to QPE with approximate quantum Fourier transform (AQFT). The standard QPE algorithm utilizes the complete version of the inverse QFT. The disadvantage of the standard phase estimation algorithm is the high degree of phase shift operators required. Since implementing exponentially small phase shift operators is costly or physically not feasible, we need an alternative way to use lower precision operators. This was the motivation for AQFT being introduced — for lowering the cost of implementation while preserving high success probability.

In AQFT the number of required phase shift operators drops significantly with the cost of lower success probability. Such compromise demands repeating the process extra times to achieve the desired probability. The QPE algorithm has a success probability of at least $\frac{8}{\pi^2}$ [6]. Phase estimation using AQFT instead, with phase shift operators up to degree m where $m > \log_2(n) + 2$, has success probability at least $\frac{4}{\pi^2} - \frac{1}{4n}$ [1, 2].

On the other hand, Kitaev's method requires only the first phase shift operator (as a single qubit gate not controlled). Comparing the existing methods, there is a gap between Kitaev's method and QPE with AQFT in terms of the degree of phase shift operators needed. In this paper our goal is to fill this gap and introduce a more general phase estimation algorithm such that it is possible to realize a phase estimation algorithm with any degree of phase shift operators in hand. In physical implementation of the phase estimation algorithm the depth of the circuit should be small to avoid decoherence. Also, higher degree phase shift operators are costly to implement and in many cases it is not physically feasible.

In this paper, we assume only one copy of the eigenvector $|u\rangle$ is available. This implies a restriction on the use of controlled- U gates that all controlled- U gates should be applied on one register. Thus, the entire process is a single circuit that can not be divided into parallel processes. Due to results by Griffiths and Niu, who introduced semi classical quantum Fourier transform [3], quantum circuits implementing different approaches discussed in this paper would require the same number of qubits.

The structure of this paper is organized as follows. In Sec. 2 we give a brief overview on existing approaches, such as Kitaev's original algorithm, standard phase estimation based on QFT and AQFT. In Sec. 3 we introduce our new approach and discuss the requirements to achieve the same performance output (success probability) as the methods above. Finally, we make our conclusion and compare with other methods.

2 Quantum phase estimation algorithms

2.1 Kitaev's original approach

Kitaev's original approach is one of the first quantum algorithms for estimating the phase of a unitary matrix [8]. Let U be a unitary matrix with eigenvalue $e^{2\pi i\varphi}$ and corresponding

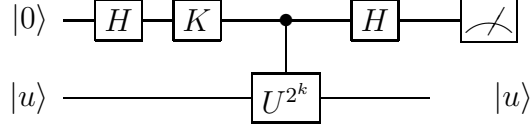


Figure 1: Hadamard test with extra phase shift operator.

eigenvector $|u\rangle$ such that

$$U |u\rangle = e^{2\pi i \varphi} |u\rangle. \quad (2)$$

In this approach, a series of Hadamard tests are performed. In each test the phase $2^k \varphi$ ($1 \leq k \leq n$) will be computed up to precision $\frac{1}{16}$. Assume an n -bit approximation is desired. Starting from $k = n$, in each step the k th bit position is determined consistently from the results of previous steps.

For the k th bit position, we perform the Hadamard test depicted in Figure 1, where the gate $K = I_2$. Denote $\varphi_k = |2^k \varphi|_{\text{mod } 1}$, the probability of the post measurement state is

$$\Pr(0|k) = \frac{1 + \cos(2\pi \varphi_k)}{2}, \quad \Pr(1|k) = \frac{1 - \cos(2\pi \varphi_k)}{2}. \quad (3)$$

In order to recover φ_k , we obtain more precise estimates with higher probabilities by iterating the process. But, this does not allow us to distinguish between $\varphi_k = \varphi$ and $\varphi_k = -\varphi$. This can be solved by the same Hadamard test in Figure 1, but instead we use the gate

$$K = \begin{pmatrix} 1 & 0 \\ 0 & i \end{pmatrix}. \quad (4)$$

The probabilities of the post-measurement states based on the modified Hadamard test become

$$\Pr(0|k) = \frac{1 - \sin(2\pi \varphi_k)}{2}, \quad \Pr(1|k) = \frac{1 + \sin(2\pi \varphi_k)}{2}. \quad (5)$$

Hence, we have enough information to recover φ_k from the estimates of the probabilities.

In Kitaev's original approach, after performing the Hadamard tests, some classical post processing is also necessary. Suppose $\varphi = 0.x_1x_2 \dots x_n$ is an exact n -bit. If we are able to determine the values of $\varphi, 2\varphi, \dots, 2^{n-1}\varphi$ with some constant precision ($1/16$ to be exact), then we can determine φ with precision $1/2^n$ efficiently [7, 8].

Starting with φ_n we increase the precision of the estimated fraction as we proceed toward φ_1 . The approximated values of $2^{j-1}\varphi$ ($j = n, \dots, 1$) will allow us to make the right choices.

Let $m = 2n$. For $j = 1, \dots, m$ the value of $2^{j-1}\varphi$ is replaced by β_j . Where β_j is the closest number chosen from the set $\{\frac{0}{8}, \frac{1}{8}, \frac{2}{8}, \frac{3}{8}, \frac{4}{8}, \frac{5}{8}, \frac{6}{8}, \frac{7}{8}\}$ such that

$$|2^{j-1}\varphi - \beta_j|_{\text{mod } 1} < 1/8. \quad (6)$$

The result follows by a simple iteration. Let $\beta_m = \overline{0.x_m x_{m+1} x_{m+2}}$ and proceed by the following iteration:

$$x_j = \begin{cases} 0 & \text{if } \overline{0.0x_{j+1}x_{j+2}} - \beta_j \bmod 1 < 1/4 \\ 1 & \text{if } \overline{0.1x_{j+1}x_{j+2}} - \beta_j \bmod 1 < 1/4 \end{cases} \quad (7)$$

for $j = m-1, \dots, 1$. By using simple induction, the result satisfies the following inequality:

$$|\overline{0.x_1 x_2 \dots x_{m+2}} - \varphi|_{\bmod 1} < 2^{-(m+2)}. \quad (8)$$

In order to estimate $\Pr(1|k)$ in the first Hadamard test (Eq. 3), an iteration of Hadamard tests should be applied in order to achieve the required precision of $\frac{1}{16}$. This is done by counting the number of states $|1\rangle$ in the post measurement state and dividing that number by the total number of iterations performed. As seen in Eq. 3 and Eq. 5, the probabilities are in the form of sine and cosine functions. Thus, the phase φ_k can be recovered by estimating the inverse of these functions. In order to achieve the precision $\frac{1}{16}$ for the phase, the probabilities should be estimated with precision at least $\frac{1}{32}$. As a result, a minimum of 32 iterations of each Hadamard test is necessary. Therefore, for estimating each bit in the binary fraction of the phase, a minimum of 64 Hadamard tests are necessary.

The Hadamard test outputs $|0\rangle$ or $|1\rangle$ with a fixed probability for the same. We can model an iteration of Hadamard tests as Bernoulli trials with probability of obtaining $|1\rangle$ being p . The best estimate for the probability of obtaining the post measurement state $|1\rangle$ with t samples is

$$\tilde{p} = \frac{k}{t}, \quad (9)$$

where k is the number of ones in t trials. This can be proved by Maximum Likelihood Estimation (MLE) methods [5].

There are different ways we can guarantee an error bound with constant probability. The first method, used in [8], is based on the Chernoff bound. Let X_1, \dots, X_m be Bernoulli random variables, by Chernoff's bound we have

$$\Pr\left(\left|\frac{1}{m} \sum_{i=0}^m X_i - p\right| \geq \delta\right) \leq 2e^{-2\delta^2 m}, \quad (10)$$

where in our case the estimate is $\tilde{p} = \frac{1}{m} \sum_{i=0}^m X_i$. Since we need an accuracy up to $\frac{1}{32}$, we get

$$\Pr(|\tilde{p} - p| \geq \frac{1}{32}) \leq 2e^{-\frac{m}{512}}. \quad (11)$$

In order to obtain

$$\Pr(|\tilde{p} - p| \leq \frac{1}{32}) \geq 1 - c, \quad (12)$$

a minimum of m trials is sufficient when

$$m = 512 \ln \frac{2}{c}. \quad (13)$$

In the analysis above, we used the Chernoff bound, which is not a tight bound. Here we provide an alternative analysis by employing methods of statistics [13]. Iterations of Hadamard tests have a Binomial distribution which can be approximated by a normal distribution. This estimate has a standard error (standard deviation of error) of,

$$s_p = \sqrt{\frac{p(1-p)}{m}} \quad (14)$$

where p is the success probability. In our case it is the probability of getting the state $|1\rangle$ as the post measurement state and m is the number of samples. The standard error gets its maximum when $p = 1/2$. Thus, the maximum for standard error is $\frac{1}{2\sqrt{m}}$.

The value for maximum error is obtained by

$$E = Zs_p \quad (15)$$

where Z is the Z -value of a normal distribution and E is the expected error such that

$$|p - \tilde{p}| < E. \quad (16)$$

The success probability of the entire process or the confidence interval can be obtained by the error function $\text{erf}(Z/\sqrt{2})$ where

$$\text{erf}(x) = \frac{2}{\sqrt{\pi}} \int_0^x e^{-t^2} dt. \quad (17)$$

Some examples are listed in Table 1.

Z Value	Success Probability
0.6745	0.50000
1.0000	0.68269
2.0000	0.95450
3.0000	0.99730
4.0000	0.99993

Table 1: Z-values and corresponding success probabilities.

Therefore, the required number of trials to obtain a certain error E is

$$m = \frac{Z^2}{4E^2}. \quad (18)$$

In our case $E = \frac{1}{32}$, so we get

$$m = 256Z^2. \quad (19)$$

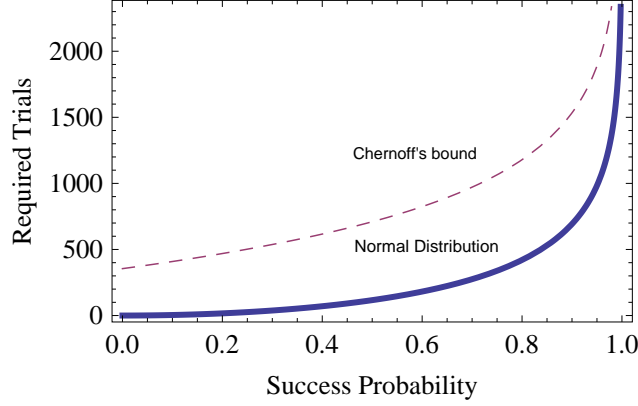


Figure 2: Required trails in Kitaev’s original approach using Chernoff’s bound and normal distributions.

If a success probability of q is required, then Z can be obtained by

$$Z = \sqrt{2}\text{erf}^{-1}(q), \quad (20)$$

where the function $\text{erf}^{-1}(q)$ scales logarithmically (see Figure 2).

The simulation of the two approaches is illustrated in Figure 2 and Table 2. We compare the number of required trials to obtain a similar success probability by using the first analysis that employs the Chernoff’s bound and the second analysis above using statistical methods of estimating a normal distribution.

Success Probability	Chernoff’s Bound	Normal Distribution
0.50000	710	117
0.68269	942	256
0.95450	1937	1024
0.99730	3384	2304
0.99993	5254	4096

Table 2: Required trials to achieve similar success probabilities using different analysis methods.

By applying the techniques of estimating normal distributions, as illustrated in Figure 2, we achieve a better bound comparing to Chernoff’s bound. Nonetheless, from a practical implementation point of view, the number of required trials is still relatively high.

In Kitaev’s algorithm each Hadamard test has to be repeated a sufficient number of times to achieve the required accuracy with high probability. Because only one copy of $|u\rangle$ is available, all controlled- U gates have to be applied to one register. Therefore, all the Hadamard tests have to be performed in sequence, instead of parallel, during one run of the

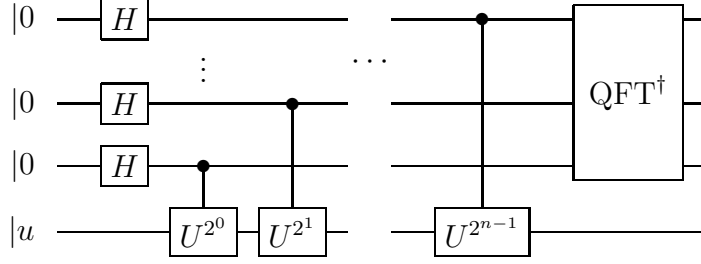


Figure 3: Standard Quantum Phase Estimation.

circuit. A good example for this case is the order finding algorithm. We refer the reader to [9] for more details.

In Kitaev's approach, there are $2n$ different Hadamard tests that should be performed and each test requires m trials. Thus, if the probability of error in each Hadamard test is ϵ_0 , by applying the union bound, the error probability of the entire process is $\epsilon = 2n\epsilon_0$. Therefore, in order to obtain

$$\Pr(|p - \tilde{p}| < \frac{1}{2^n}) \geq 1 - \epsilon, \quad (21)$$

we need m trials where

$$m = 1024 \left(\text{erf}^{-1} \left(1 - \frac{\epsilon}{2n} \right) \right)^2. \quad (22)$$

Since, all of these trials have to be done in one circuit, the circuit consists of $2mn$ Hadamard tests. Therefore the circuit involves $2mn$ controlled- U^{2^k} operations. As a result, if a constant success probability is desired, the depth of the circuit will be $O(n \log n)$.

2.2 Approach based on QFT

One of the standard methods to approximate the phase of a unitary matrix is QPE based on QFT. The structure of this method is depicted at Figure 3. The QPE algorithm requires two registers and contains two stages. If an n -bit approximation of the phase φ is desired, then the first register is prepared as a composition of n qubits initialized in the state $|0\rangle$. The second register is initially prepared in the state $|u\rangle$. The first stage prepares a uniform superposition over all possible states and then applies controlled- U^{2^k} operations. Consequently, the state will become

$$\frac{1}{2^{n/2}} \sum_{k=0}^{2^n-1} e^{2\pi i \varphi k} |k\rangle. \quad (23)$$

The second stage in the QPE algorithm is the QFT^\dagger operation.

There are different ways to interpret the inverse Fourier transform. In the QPE algorithm, the post-measurement state of each qubit in the first register represents a bit in the final approximated binary fraction of the phase. Therefore, we can consider computing each bit as a step. The inverse Fourier transform can be interpreted such that at each step (starting

from the least significant bit), using the information from previous steps, it transforms the state

$$\frac{1}{\sqrt{2}}(|0\rangle + e^{2\pi i 2^k \varphi} |1\rangle) \quad (24)$$

to get closer to one of the states

$$\begin{aligned} \frac{1}{\sqrt{2}}(|0\rangle + e^{2\pi i 0.0} |1\rangle) &= \frac{1}{\sqrt{2}}(|0\rangle + |1\rangle) \\ &\text{or} \\ \frac{1}{\sqrt{2}}(|0\rangle + e^{2\pi i 0.1} |1\rangle) &= \frac{1}{\sqrt{2}}(|0\rangle - |1\rangle). \end{aligned} \quad (25)$$

Assume we are at step k in the first stage. By applying controlled- U^{2^k} operators due to phase kick back, we obtain the state

$$\frac{|0\rangle + e^{2\pi i 0.x_{k+1}x_{k+2}\dots x_n} |1\rangle}{\sqrt{2}}. \quad (26)$$

Shown in Figure 4, each step (dashed-line box) uses the result of previous steps, where phase shift operators are defined as

$$R_k \equiv \begin{bmatrix} 1 & 0 \\ 0 & e^{2\pi i / 2^k} \end{bmatrix} \quad (27)$$

for $2 \leq k \leq n$.

By using the previously determined bits x_{k+2}, \dots, x_n and the action of corresponding controlled phase shift operators (as depicted in Figure 4) the state in Eq. 26 becomes

$$\frac{|0\rangle + e^{2\pi i 0.x_{k+1}0\dots 0} |1\rangle}{\sqrt{2}} = \frac{|0\rangle + (-1)^{x_{k+1}} |1\rangle}{\sqrt{2}}. \quad (28)$$

Thus, by applying a Hadamard gate to the state above we obtain $|x_{k+1}\rangle$. Therefore, we can consider the inverse Fourier transform as a series of Hadamard tests.

If φ has an exact n -bit binary representation the success probability at each step is 1. While, in the case that φ cannot be exactly expressed in n -bit binary fraction, the success probability P of the post-measurement state, at step k , is

$$P = \cos^2(\pi\theta) \quad \text{for} \quad |\theta| < \frac{1}{2^{k+1}} \quad (29)$$

Detailed analysis obtaining similar probabilities are given in Sec. 3.

Therefore, the success probability increases as we proceed. The following theorem gives us the success probability of the QFT algorithm.

Theorem 1 ([6]). *If $\frac{x}{2^n} \leq \varphi \leq \frac{x+1}{2^n}$, then the phase estimation algorithm returns one of x or $x+1$ with probability at least $\frac{8}{\pi^2}$.*

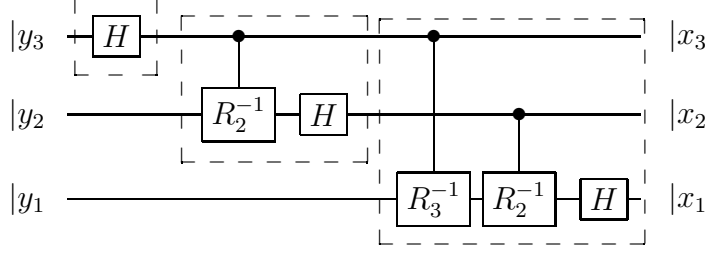


Figure 4: 3-qubit inverse QFT where $1 \leq i \leq 3$, $|y_i\rangle = \frac{1}{\sqrt{2}}(|0\rangle + e^{2\pi i(0.x_i \dots x_3)} |1\rangle)$.

2.3 Approach based on AQFT

AQFT was first introduced by Barenco, et al [1]. It has the advantage in algorithms that involve periodicity estimation. Its structure is similar to regular QFT but differs by eliminating higher precision phase shift operators. The circuit of AQFT is shown in Figure 5. At the RHS of the circuit, for $n - m < i \leq n$

$$|y_i\rangle = \frac{1}{\sqrt{2}}(|0\rangle + e^{2\pi i(0.x_i \dots x_n)} |1\rangle) \quad (30)$$

and for $1 < i \leq n - m$,

$$|y_i\rangle = \frac{1}{\sqrt{2}}(|0\rangle + e^{2\pi i(0.x_i \dots x_{i+m-1})} |1\rangle). \quad (31)$$

Let $0.x_1x_2 \dots x_n$ be the binary representation of eigenphase φ . For estimating each x_p , where $1 \leq p \leq n$, AQFT_m requires at most m phase shift operations. Here m is defined as the degree of the AQFT_m .

Therefore, phase shift operations in AQFT_m requires precision up to $e^{2\pi i/2^m}$. The probability P of gaining an accurate output using AQFT_m , when $m \geq \log_2 n + 2$, is at least [1]

$$P \geq \frac{8}{\pi^2} (\sin^2(\frac{\pi m}{4n})). \quad (32)$$

The accuracy of AQFT_m approaches the lower bound for the accuracy of the full QFT, which is $\frac{8}{\pi^2}$. A better lower bound is also achieved by Cheung in [2]

$$P \geq \frac{4}{\pi^2} - \frac{1}{4n}. \quad (33)$$

Moreover, this indicates the logarithmic-depth AQFT provides an alternative approach to replace the regular QFT in many quantum algorithms. The total number of the phase shift operator invocations in AQFT_m is $O(n \log_2 n)$, instead of $O(n^2)$ in the QFT. The phase shift operator precision requirement is only up to $e^{2\pi i/4n}$, instead of $e^{2\pi i/2^n}$.

By using the AQFT instead of the QFT we trade off smaller success probability with smaller degrees of phase shift operators and a shorter circuit.

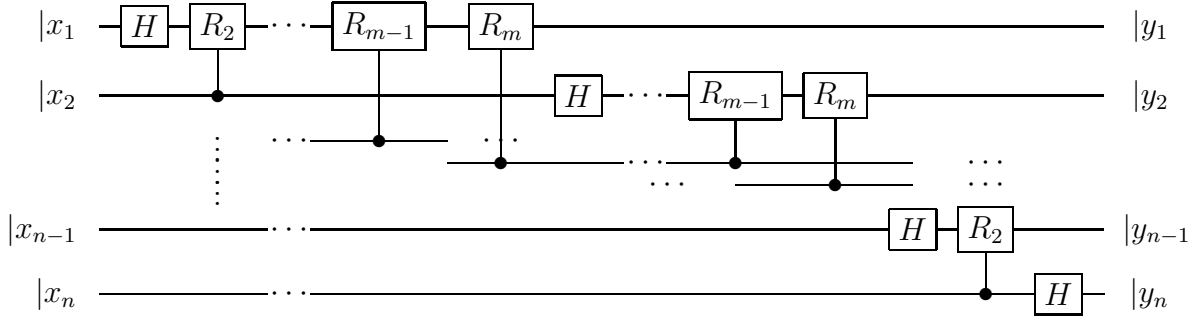


Figure 5: Quantum circuit for AQFT.

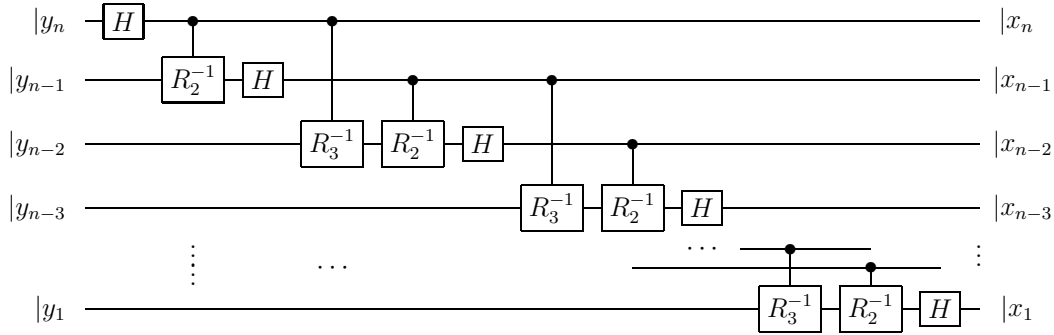


Figure 6: QPE with only two controlled phase shift operations.

3 New approach with constant degree phase shift operators

In this section we introduce our new approach for QPE. Our approach draws a trade-off between the highest degree of phase shift operators being used and the depth of the circuit. As a result, when smaller degrees of phase shift operators are used, the depth of the circuit increases and vice versa.

As pointed out in Sec. 2.2, by using information of previous qubits, the full-fledged inverse QFT transforms the phase such that the phase of the corresponding qubit gets closer to one of the states $|+\rangle$ or $|-\rangle$. For our approach, we first consider the case where only the controlled phase shifts operators R_2 and R_3 are used (Eq. 27). In this case, we only use the information of the two previous qubits (see Figure 6). In such a setting, we show it is possible to perform the QPE algorithm with arbitrary success probability.

The first stage of our algorithm is similar to the first stage of QPE based on QFT. Assume the phase is $\varphi = 0.x_1x_2x_3\dots$ with an infinite binary representation. At step k , the phase after the action of the controlled gate U^{2^k} is $2^k\varphi = 0.x_{k+1}x_{k+2}\dots$ and the corresponding

state is

$$|\psi_k\rangle = \frac{1}{\sqrt{2}}(|0\rangle + e^{2\pi i 2^k \varphi} |1\rangle). \quad (34)$$

By applying controlled phase shift operators R_2 (controlled by the $(k-1)$ th qubit) and R_3 (controlled by the $(k-2)$ th qubit) to the state above, we obtain

$$|\widetilde{\psi}_k\rangle = \frac{1}{\sqrt{2}}(|0\rangle + e^{2\pi i \widetilde{\varphi}} |1\rangle), \quad (35)$$

where

$$\widetilde{\varphi} = 0.x_{k+1}00x_{k+4}\dots \quad (36)$$

It is easy to see that

$$|\widetilde{\varphi} - 0.x_{k+1}| < \frac{1}{8}. \quad (37)$$

Hence, we can express

$$\widetilde{\varphi} = 0.x_{k+1} + \theta \quad (38)$$

where $|\theta| < \frac{1}{8}$. Therefore, the state $|\widetilde{\psi}_k\rangle$ can be rewritten as

$$|\widetilde{\psi}_k\rangle = \frac{1}{\sqrt{2}}(|0\rangle + e^{2\pi i(0.x_{k+1} + \theta)} |1\rangle). \quad (39)$$

In order to approximate the phase φ at this stage (k th step), we need to find the value of x_{k+1} by measuring the k th qubit. In this regard, we first apply a Hadamard gate before the measurement to the state $|\widetilde{\psi}_k\rangle$. The post-measurement state will determine the value of x_{k+1} correctly with high probability. The post measurement probabilities of achieving $|0\rangle$ or $|1\rangle$ in the case where $x_{k+1} = 0$ is

$$\begin{aligned} \Pr(0) &= \cos^2(\pi\theta) \\ \Pr(1) &= \sin^2(\pi\theta). \end{aligned} \quad (40)$$

Therefore,

$$\begin{aligned} \Pr(0) &\geq \cos^2\left(\frac{\pi}{8}\right) \approx 0.85 \\ \Pr(1) &\leq \sin^2\left(\frac{\pi}{8}\right) \approx 0.15 \end{aligned} \quad (41)$$

In the case where $x_{k+1} = 1$, the success probability is similar.

By iterating this process a sufficient number of times and then letting the majority decide, we can achieve any desired accuracy. The analysis is similar to the one in Sec. 2.1. In this case, we get

$$E = \frac{1}{2} - \cos^2\left(\frac{\pi}{8}\right) \approx 0.35, \quad (42)$$

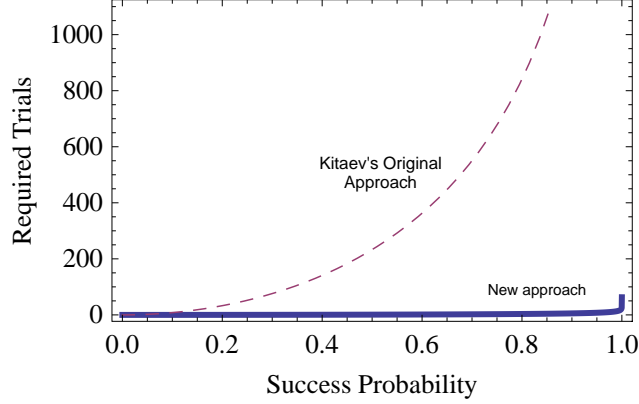


Figure 7: Comparing required trails in Kitaev’s original approach and our new approach obtaining same success probability.

the estimated probability is set to $\frac{1}{2}$ because finding the majority is sufficient. By Eq. 18 the required number of trials to achieve a certain success probability is

$$m = 2Z^2, \quad (43)$$

where Z is the Z -value of the normal distribution and can be computed by Eq. 20 for a desired success probability.

Assume we are required to obtain an n -bit precision approximation of the phase with success probability greater than $1 - \epsilon$. To achieve such a success probability, we would require success probability of $1 - \epsilon/n$ for each bit and we should repeat each step m times for each bit where

$$m = 4 \left(\text{erf}^{-1} \left(1 - \frac{\epsilon}{n} \right) \right)^2. \quad (44)$$

By comparing Eq. 22 and Eq. 44, we see that while preserving the success probability, Kitaev’s original approach requires at least 256 times more Hadamard tests than our new algorithm for each bit of the estimated eigenphase (Figure 7). In physical implementations this is very important, especially in the case where only one copy of the eigenvector $|u\rangle$ is available and all Hadamard tests should be performed during one run of the circuit.

In the algorithm introduced above, only phase shift operators R_2 and R_3 are used. When higher phase shift operators are used in our algorithm, the success probability of each Hadamard test will increase. As a result, fewer trials are required in order to achieve similar success probabilities. As pointed out in Sec. 2.3, the QPE based on AQFT requires phase shift operators of degree at least $2 + \log n$. With this precision of phase shift operators in hand, the success probability at each step would be high enough such that there is no need to iterate each step. In such scenario, one trial is sufficient to achieve an overall success probability of a constant.

Recall the phase estimation problem stated in the introduction. If a constant success probability greater than $\frac{1}{2}$ is required, the depth of the circuit for all the methods men-

tioned in this paper (except the QPE based on full fledged QFT, which is $O(n^2)$), would be $O(n \log n)$ (assuming the cost of implementing the controlled- U^{2^k} gates are all the same). This means the depth of the circuits differ only by a constant. However, the disadvantage of Kitaev's original approach to our new approach is the large number of Hadamard tests required for each bit in the approximated fraction.

Therefore, the new method introduced in this paper provides the flexibility of using any available degree of controlled phase shift operators while preserving the success probability and the length of the circuit up to a constant.

4 Acknowledgments

H.A. and C. C. would like to thank Pawel Wocjan for useful discussions and we gratefully acknowledge the support of NSF grants CCF-0726771 and CCF-0746600.

References

- [1] A. Barenco, A. Ekert, K. Suominen and P. Törmä, *Approximate Quantum Fourier Transform and Decoherence*, vol. 54, issue 1, pp. 139 - 146, Phys. Rev. A, 1996
- [2] D. Cheung, *Improved Bounds for the Approximate QFT*, arXiv: abs/quant-ph/0403071, 2004.
- [3] R. B. Griffiths and C. Niu, *Semiclassical Fourier Transform for Quantum Computation*, Phys. Rev. Lett. 76, 32283231 (1996).
- [4] S. Hallgren, *Polynomial-time Quantum Algorithms for Pell's Equation and the Principal Ideal Problem*. In Proceedings of the 34th ACM Symposium on Theory of Computing, 2002.
- [5] J. W. Harris and H. Stocker, *Maximum Likelihood Method*. Handbook of Mathematics and Computational Science. New York, Springer-Verlag, p. 824, (1998).
- [6] P. Kaye, R. Laflamme and M. Mosca, *An Introduction to Quantum Computing*, Oxford University Press, 2007.
- [7] A. Kitaev, *Quantum Measurements and the Abelian Stabilizer Problem*. Technical Report, arXiv:quant-ph/9511026, 1995.
- [8] A. Kitaev, A. Shen and M. Vyalyi, *Classical and Quantum Computation*, vol. 47, Graduate Studies in Mathematics, American Mathematical Society, 2002.
- [9] M. Nielsen and I. Chuang, *Quantum Computation and Quantum Information*, Cambridge University Press, 2000.

- [10] M. Santha, *Quantum Walk Based Search Algorithms*, Proc. of 5th Theory and Applications of Models of Computation (TAMC08), Lectures Notes on Computer Science, vol. 4978, pp. 31–46, 2008.
- [11] P. Shor, *Algorithms for Quantum Computation: Discrete Logarithms and Factoring*. Proceedings of FOCS, pg. 124-134, 1994.
- [12] P. Shor, *Polynomial-time Algorithms for Prime Factorization and Discrete Logarithms on a Quantum Computer*. SIAM Journal on Computing, 26(5):1484-1509, 2005.
- [13] D. Sivia: *Data Analysis, a Bayesian Tutorial*. Oxford University Press (1996).
- [14] M. Szegedy, *Quantum Speed-up of Markov Chain Based Algorithms*, Proc. of 45th Annual IEEE Symposium on Foundations of Computer Science, pp. 32–41, 2004.
- [15] P. Wocjan, C. Chiang, D. Nagaj and A. Abeyesinghe, *A Quantum Algorithm for Approximating Partition Functions*, Physical Review A, vol. 80, pp. 022340, 2009 .