

Frascati Physics Series Vol. LI (2010), pp. 37-42
2nd Young Researchers Workshop: PHYSICS CHALLENGES IN THE LHC ERA
Frascati, May 10 and 13, 2010

STUDY OF THE DECOHERENCE OF ENTANGLED KAONS BY THE INTERACTION WITH THERMAL PHOTONS

Izabela Balwierz

Jagiellonian University, Institute of Physics, Krakow, Poland

Wojciech Wislicki

A. Soltan Institute for Nuclear Studies, Warszawa, Poland

Pawel Moskal

Jagiellonian University, Institute of Physics, Krakow, Poland

Abstract

The KLOE-2 detector is a powerful tool to study the temporal evolution of quantum entangled pairs of kaons. The accuracy of such studies may in principle be limited by the interaction of neutral kaons with thermal photons present inside the detector. Therefore, it is crucial to estimate the probability of this effect and its influence on the interference patterns. In this paper we introduce the phenomenology of the interaction of photons with neutral kaons and present and discuss the obtained quantitative results.

1 The interaction frequency between thermal photons and neutral kaons

Interaction between K^0 meson and thermal photons may remain undetected inside the KLOE-2 detector and constitute the background process where quantum coherence is destroyed.

To estimate the probability of this interaction, we assume in the calculations that photons are in a room temperature and K^0 is moving with respect to the laboratory frame with the energy obtained in the $\phi \rightarrow K^0 \bar{K}^0$ decay.

Meson K^0 is electrically neutral but it has inner electromagnetic structure so it can interact with photons. We are interested in interactions in which K^0 is observed in a final state. The main process is the inverse Compton effect, that is photon scattering on kaon in which photon's energy increases and kaon's decreases. The total number of photons scattered on a kaon in time unit is given by:

$$\frac{dN}{dt} = \frac{1}{\gamma} \frac{dN^*}{dt^*} = \frac{c}{\gamma} \int dn^* \sigma_{\gamma K}^*(k^*), \quad (1)$$

where γ is the Lorentz factor, c the velocity of light and $\sigma_{\gamma K}$ denotes the cross section for γK^0 Compton scattering. Superscript „*” indicates the rest frame of K^0 meson. We denote by dn number of photons in unit of volume in the dk energy interval, given by:

$$dn = \frac{1}{4\pi^3} \cdot \frac{k^2 dk d\phi \sin \theta d\theta}{e^{\frac{k}{k_B T}} - 1}. \quad (2)$$

The above formula was obtained assuming that the photon distribution is given by the Planck's law of black-body radiation in the temperature T . Here θ stands for the polar angle between the incoming photon and the velocity of kaon, and k_B is the Boltzmann constant.

The cross section $\sigma_{\gamma K}$ for the γK^0 Compton scattering can be obtained from the cross section for the radiative scattering of the kaon in electromagnetic fields of nuclei, known as the Primakoff effect, and is given by ¹⁾:

$$\frac{d\sigma_{\gamma K}^*(k^*, \theta^*)}{d \cos \theta^*} = \frac{2\pi\alpha_f}{m_K} \frac{k^{*2} \left(\alpha_K (1 + \cos^2 \theta^*) + 2\beta_K \cos \theta^* \right)}{\left(1 + \frac{k^*}{m_K} (1 - \cos \theta^*) \right)^3}, \quad (3)$$

where m_K is the K^0 mass and α_f the fine-structure constant. The α_K and β_K stand for the electric and magnetic polarizability of K^0 . These quantities characterize susceptibility of the K^0 to the electromagnetic field. Taking into account the Lorentz transformation of the photon energy from the laboratory frame to the rest frame of K^0 :

$$k^* = \gamma k (1 - \beta \cos \theta) \quad (4)$$

and the Lorentz invariance of dn/k , one gets the transformation of the density of photons:

$$dn^* = dn(1 - \beta \cos \theta)\gamma, \quad (5)$$

where β is the velocity of K^0 with respect to the laboratory frame. Using consecutively equations (5), (2) and (4) and knowing that $\int_0^{2\pi} d\phi = 2\pi$, the formula for the interaction frequency (1) reads (where $u = \cos \theta$):

$$\frac{dN}{dt} = \frac{c}{2\pi^2} \int_0^\infty dk \frac{k^2}{e^{\frac{k}{k_B T}} - 1} \int_{-1}^1 du \cdot (1 - \beta u) \cdot \sigma_{\gamma K}^*(\gamma k(1 - \beta u)). \quad (6)$$

2 Units and values of parameters

Numerical values of parameters α_K and β_K used in equations in the last paragraph are equal to $\alpha_K = 2.4 \cdot 10^{-49} \text{ m}^3$ and $\beta_K = 10.3 \cdot 10^{-49} \text{ m}^3$ ²⁾. Values for α_f, m_K, k_B and c are taken from Particle Data Group ³⁾. Temperature is assumed to be 300K.

In natural units, the conversion $\text{eV} \rightarrow \text{m}$ should be done in the following way: $\text{eV} = (197.33 \cdot 10^{-9} \text{ m})^{-1}$, so the unit of (6) is:

$$\left[\frac{dN}{dt} \right] = \text{m}^4 \cdot \text{eV}^4 \cdot \frac{1}{\text{s}} = 6.595 \cdot 10^{26} \frac{1}{\text{s}}. \quad (7)$$

In the case of the $\phi \rightarrow K^0 \bar{K}^0$ decay the kinetic energy of kaons in the laboratory frame is equal to ca. $E = 12 \text{ MeV}$, corresponding to:

$$\gamma = \frac{E + m_K}{m_K} = 1.02412, \quad \beta = \sqrt{1 - \frac{1}{\gamma^2}} = 0.21573.$$

3 Calculation of the cross section for inverse Compton scattering of γ on K^0

The total cross section $\sigma_{\gamma K}$ may be obtained by integrating (3) over the $\cos \theta^*$. In order to simplify the calculations we will introduce the notation $\cos \theta^* = x$ and $u = -m - k^* + k^*x$:

$$\begin{aligned} \sigma_{\gamma K}^*(k^*, u) &= 2\pi\alpha_f m^2 \left(\alpha_K \int \frac{-k^{*2} - (m + k^*)^2 - u^2 - 2u(m + k^*)}{k^* u^3} du + \right. \\ &\quad \left. + 2\beta_K \int \frac{-m - k^* - u}{u^3} du \right). \end{aligned} \quad (8)$$

After calculating $\sigma_{\gamma K}^*(k^*, u)$ and replacing $u = -m - k^* + k^*x$, we integrate it over x in the interval $[-1, 1]$. As a result we get:

$$\begin{aligned} \sigma_{\gamma K}^*(k^*) &= \sigma_{\gamma K}^*(k^*, x |_{-1}^1) = \frac{2\pi\alpha_f}{k^*(m + 2k^*)^2} \left(2k^*(2(\alpha_K + \beta_K)k^{*3} + \right. \\ &\quad \left. - 3\alpha_K m^2 k^* - \alpha_K m^3) + \alpha_K m^2 (2k^* + m)^2 \left(\ln \frac{m + 2k^*}{m} \right) \right). \end{aligned} \quad (9)$$

4 Calculation of interaction frequency

Now we put equation (9) from the previous section into formula for $\frac{dN}{dt}$ (6). The integrand for $\frac{dN}{dt}$, multiplied by the unit conversion constant (7), is shown in Figure 1.

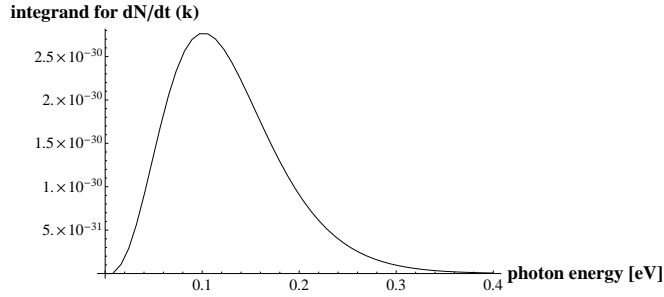


Figure 1: *Integrand for $\frac{dN}{dt}(k)$*

Finally integrating numerically $\frac{dN}{dt}$ over k we obtain:

$$\frac{dN}{dt} = 3.7 \cdot 10^{-31} \frac{1}{s}$$

4.1 Numerical stability

Integral calculated in this chapter is quite sensitive to the numerical accuracy and have to be treated with caution. The graph below shows the value of the whole integral $\frac{dN}{dt}$ (6) with respect to the numerical precision (number of significant digits). One can see from it, that when we reach sufficient precision, the result stabilizes.

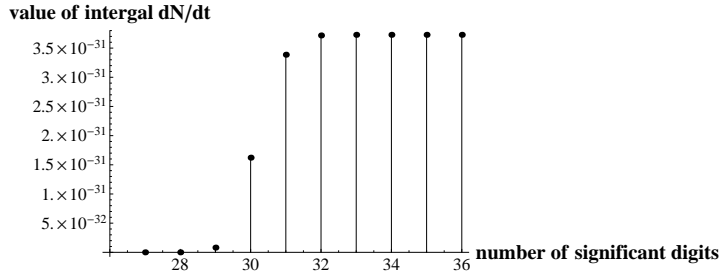


Figure 2: Value of integral dN/dt

4.2 Investigation on systematic errors

Although the interaction probability is small, the systematic error on it was estimated. Obvious sources of systematics are uncertainty of α_K and β_K and variation of temperature.

The first one was estimated using values of α_K and β_K , derived using different methods in papers 4) and 5). The result obtained in this paragraph was calculated using kaon polarizabilities taken from the paper 2). Points on the graph 3a correspond to the different combinations of α_K and β_K . Figure 3b illustrates how the result changes due to the room temperature variations in the range of 20K around value of 300K.

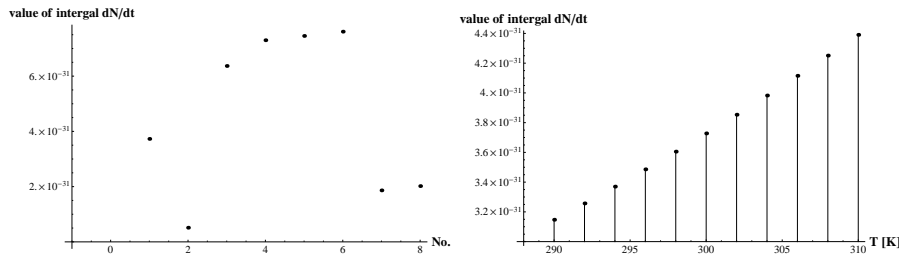


Figure 3: a) Values of integral for different α_K and β_K parameters. b) Values of integral as a function of temperature.

Depending on the assumed values of α_K , β_K and temperature, the $\frac{dN}{dt}$ varies from about $5 \cdot 10^{-32}$ to $7.5 \cdot 10^{-31}$ so by more than one order of magnitude. However, as we will see in the next paragraph, this difference is not significant for the parameters of decoherence of kaon pairs at KLOE-2 detector.

5 Physical interpretation

Kaon is moving with velocity equal to ca. $v = 0.6 \cdot 10^8 \frac{\text{m}}{\text{s}}$ with respect to the laboratory frame. From the place of its creation to the calorimeter it moves through about 2.5m so it needs for it about $4.2 \cdot 10^{-8}\text{s}$. Because the frequency of the Compton interaction is $3.7 \cdot 10^{-31} \frac{1}{\text{s}}$ so probability of the interaction is:

$$P = 1.5 \cdot 10^{-38}$$

This background stays small with respect to the statistical uncertainty of decoherence parameters expected in KLOE-2 ⁶⁾.

6 Acknowledgements

We acknowledge support by Polish Ministry of Science and Higher Education through the Grant No. 0469/B/H03/2009/37.

References

1. M.A. Moinester, V. Steiner, e-Print: arXiv:hep-ex/9801008v3, 7 (1998)
2. D. Ebert, M.K. Volkov, T. Feldmann, Intern. Journal of Modern Phys. A **12**, 4408 (1997)
3. Particle Data Group: <http://pdg.lbl.gov>
4. J. Christensen, W. Wilcox, F.X. Lee, L. Zhou, Phys. Rev. D **72**, 9-10 (2005)
5. M. A. Ivanov, T. Mizutani, Phys. Rev. D **45**, 1590 (1992)
6. G. Amelino-Camelia *et al.*, e-Print: arXiv:1003.3868v3 [hep-ex], 14 (2010)