

NSI can improve LMA predictions: neutrino decay in solar matter?

João Pulido^{a*}, C.R. Das^{a†}

^aCentro de Física Teórica de Partículas
Instituto Superior Técnico Avenida Rovisco Pais, 1
1049-001 Lisbon Portugal

We investigate the prospects for non-standard interactions (NSI) in solar neutrino propagation and detection and find that these may solve the tension between the observed flatness of the SuperKamiokande electron spectrum and its large mixing angle (LMA) prediction which has a clear negative slope. Also the Cl rate prediction from NSI comes within 1σ of its experimental value instead of the LMA one which lies more than 2σ above. A remarkable consequence of NSI for solar neutrinos is the possibility of neutrino decay into majorons and antineutrinos whose appearance probability is calculated but found to be rather small.

Neutrino non-standard interactions (NSI) have been introduced long ago [1,2] to account for a possible alternative solution to the solar neutrino problem. Since then a great deal of effort has been dedicated to study its possible consequences [3,4].

On the other hand, although apparently dormant in the past few years, solar neutrinos is by no means a closed subject. In fact its low energy sector is still poorly known and the large mixing angle (LMA) predicted Cl rate lies in the range (2.9 – 3.1) solar neutrino units (SNU) in comparison with 2.56 ± 0.21 SNU. Moreover and more importantly, there is a clear discrepancy between the LMA predicted spectrum for SuperKamiokande [5] and the data (see fig.1). NSI are introduced as extra contributions to the vertices ν_α, ν_β and $\nu_\alpha e$ so that

$$\mathcal{L}_{NSI}^M = -2\sqrt{2}G_F \varepsilon_{\alpha\beta}^{fP} [\bar{f}\gamma^\mu P f][\bar{\nu}_\alpha \gamma_\mu P_L \nu_\beta] \quad (1)$$

where the NSI parameters ε^{fP} quantify the deviation from the standard model: $\varepsilon \simeq \Lambda_{EW}^2/\Lambda_{NP}^2 \simeq 10^{-2}$ for d=6 or $\varepsilon \simeq \Lambda_{EW}^4/\Lambda_{NP}^4 \simeq 10^{-4}$ for d=8 operators respectively.

*pulido@cftp.ist.utl.pt

†crdas@cftp.ist.utl.pt, C. R. Das gratefully acknowledges a scholarship from Fundação para a Ciência e Tecnologia ref. SFRH/BPD/41091/2007. This work was partially supported by Fundação para a Ciência e a Tecnologia (FCT, Portugal) through the projects CERN/FP/109305/2009, PTDC/FIS/098188/2008 and CFTP-FCT Unit 777 which are partially funded through POCTI (FEDER).

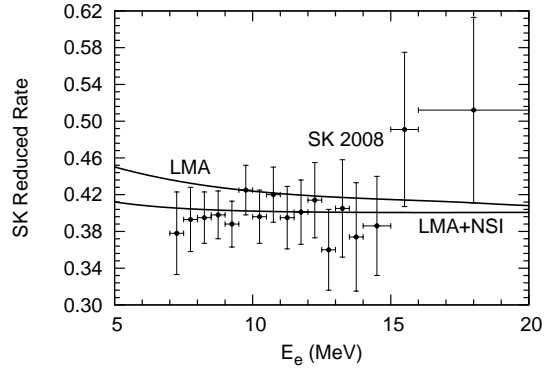


Figure 1. Predictions for SuperKamiokande. The upper and lower curves are the LMA spectra without and with NSI. They are superimposed on the data published by the Collaboration in 2008 [5].

Treating NSI vertices like the standard interactions we get for the NSI potential

$$V(NSI) = G_F \sqrt{2} N_e \left[(\varepsilon_{\alpha\beta}^{eP})_{CC} + \left(-\frac{1}{2} + 2 \sin^2 \theta_W \right) (\varepsilon_{\alpha\beta}^{eP})_{NC} + \left(1 - \frac{8}{3} \sin^2 \theta_W + \frac{N_n}{2 N_e} \right) \varepsilon_{\alpha\beta}^{uP} + \left(-\frac{1}{2} + \frac{2}{3} \sin^2 \theta_W - \frac{N_n}{N_e} \right) \varepsilon_{\alpha\beta}^{dP} \right] \quad (2)$$

where N_e and N_n are respectively the electron and neutron solar densities. The standard interaction (SI) potential is on the other hand

$$V(SI) = G_F \sqrt{2} N_e \left(1 - \frac{N_n}{2N_e} \right) \quad (3)$$

and the full one is the sum (2) and (3). Notice that $\lim_{\varepsilon_{\alpha\beta} \rightarrow 0} [V(SI) + V(NSI)] = V(SI)$.

Denoting by $v_{\alpha\beta}$ ($\alpha, \beta = \nu_e, \nu_\mu, \nu_\tau$) the matrix elements (2), the matter Hamiltonian in the weak basis is therefore

$$\mathcal{H}_M = V_c \begin{pmatrix} 1 & 0 & 0 \\ 0 & 0 & 0 \\ 0 & 0 & 0 \end{pmatrix} + \begin{pmatrix} v_{ee} & v_{e\mu} & v_{e\tau} \\ v_{\mu e} & v_{\mu\mu} & v_{\mu\tau} \\ v_{\tau e} & v_{\tau\mu} & v_{\tau\tau} \end{pmatrix}^{(NSI)} \quad (4)$$

and in the mass basis, including the free part,

$$\mathcal{H} = \begin{pmatrix} 0 & 0 & 0 \\ 0 & \frac{\Delta m_{21}^2}{2E} & 0 \\ 0 & 0 & \frac{\Delta m_{31}^2}{2E} \end{pmatrix} + U^\dagger \mathcal{H}_M U \quad (5)$$

where U is the Pontecorvo Maki Nakagawa Sakata (PMNS) matrix. The survival and conversion probabilities ($P_{ee}, P_{e\mu}, P_{e\tau}$) are obtained from the integration of the Schrödinger like equation with \mathcal{H} and for the neutrino detection with electron scattering, as in SuperKamiokande, we allow for the possibility of $\nu_\alpha e^- \rightarrow \nu_\beta e^-$. The differential cross section for the process is the standard one with the replacements for the weak couplings given in ref. [6] together with the spectral event rate.

Investigating the parameter range $|\varepsilon_{\alpha\beta}| \in [5 \times 10^{-5}, 5 \times 10^{-2}]$, our analysis shows that only imaginary diagonal couplings change the LMA survival probability in the desired way: a flat shape for neutrino energy above 4 MeV while keeping the same values for low energies. An infinite number of combinations for the ε parameters is of course possible for the best fit to the data [6] and we choose here a common value $\varepsilon = 3.5 \times 10^{-4}$.

A necessary consequence of these facts is neutrino decay in solar matter. Since radiative decay and neutrino spin-light [7] are excluded in

the sun, we are left with the possibility of decay into an antineutrino and a majoron. This decay probability as a function of antineutrino energy E_f is given by [6]

$$P_{\bar{\nu}_\beta}(E_f) = \frac{|g_{\alpha\beta}|^2}{8\pi} \int_{R_i}^{R_s} |V_\alpha(r) + V_\beta(r)| I(r, E_f) dr \quad (6)$$

with

$$I(r, E_f) = \int_{E_f}^{E_{imax}} \phi(E_i) (1 - e^{-\Gamma(r, E_i)r}) \frac{E_i - E_f}{E_i^2} dE_i.$$

Here $g_{\alpha\beta}$ are the neutrino majoron couplings, $\phi(E_i)$ is the incoming solar neutrino flux for energy E_i , $V_{\alpha,\beta}(r)$ are the NSI interaction potentials R_i is the neutrino production point and $\Gamma(r, E_i)$ is the matter dependent decay rate. We take $E_{imax} = 16.5$ MeV from the standard solar model. Upper limits for $g_{\alpha\beta}$ are given in the literature [8].

The antineutrino probability (fig.2) is seen to be extremely small but grows rapidly as E_f approaches its lower limit. It decreases fast to zero as $E_f \rightarrow E_{imax}$, since fewer neutrinos contribute in the upper energy range. Comparison with the Borexino [9] and the KamLAND [10] upper bounds on solar $\bar{\nu}_e$ shows that our predictions lie within 6-8 orders of magnitude within the data [6]. Hence any increase in experimental sensitivity will be unable to reveal a possible solar antineutrino flux produced from NSI.

Finally the full physical process in our model for neutrino propagation and decay through NSI in the sun is represented in fig.3. Equation (6) we used for the Hamiltonian does not take into account the extra physics involved in the majoron coupling and is therefore a truncated Hamiltonian, whose hermiticity is restored once the detailed majoron emission process is taken into account.

REFERENCES

1. M. M. Guzzo, A. Masiero and S. T. Petcov, Phys. Lett. B **260** (1991) 154.
2. E. Roulet, Phys. Rev. D **44** (1991) 935.
3. Z. Berezhiani, R. S. Raghavan and A. Rossi, Nucl. Phys. B **638** (2002) 62 [arXiv:hep-ph/0111138].

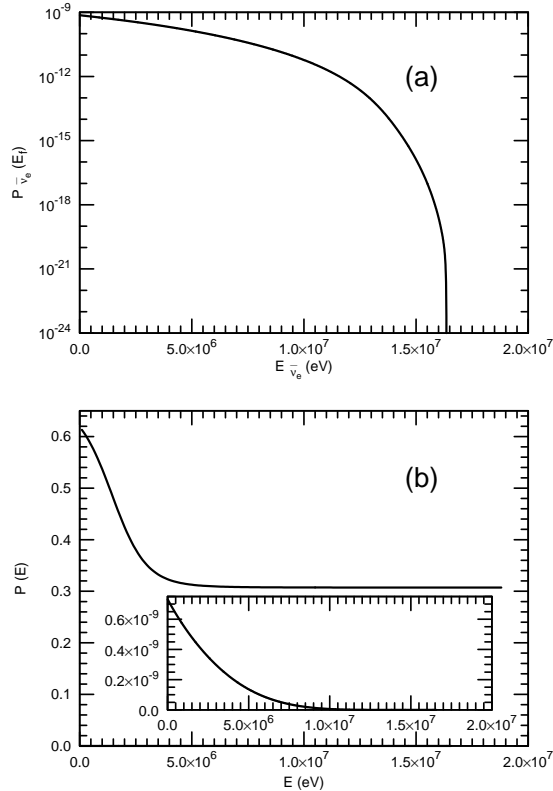


Figure 2. Panel (a): antineutrino production probability in a logarithmic scale. Panel (b): LMA+NSI probability and antineutrino production probability (inner graph). Its extremely small value prevents the possibility of observing antineutrinos from the sun from NSI.

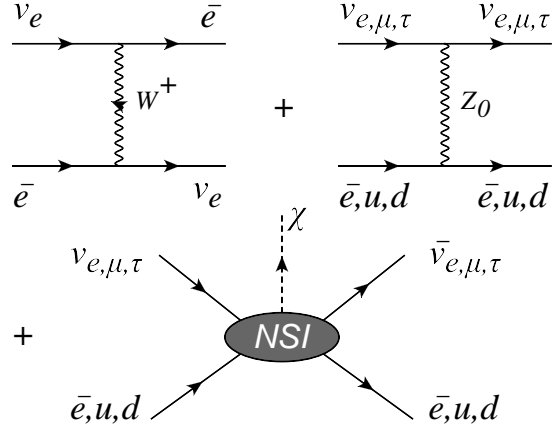


Figure 3. The processes involved in the propagation of neutrinos in the sun as in our model: the two upper diagrams are the standard ones for matter oscillation and the lower one represents the decay $\nu_i \rightarrow \bar{\nu}_j + \text{majoron}(\chi)$.

4. A. Bolanos, O. G. Miranda, A. Palazzo, M. A. Tortola and J. W. F. Valle, Phys. Rev. D **79** (2009) 113012 [arXiv:0812.4417 [hep-ph]].
5. J. P. Cravens *et al.* [Super-Kamiokande Collaboration], Phys. Rev. D **78** (2008) 032002 [arXiv:0803.4312 [hep-ex]].
6. C. R. Das and J. Pulido, arXiv:1007.2167 [hep-ph].
7. A. Lobanov and A. Studenikin, Phys. Lett. B **601** (2004) 171 [arXiv:astro-ph/0408026].
8. A. P. Lessa and O. L. G. Peres, Phys. Rev. D **75** (2007) 094001 [arXiv:hep-ph/0701068].
9. G. Bellini [B. Collaboration], Phys. Lett. B

696 (2011) 191 [arXiv:1010.0029 [hep-ex]].

10. K. Eguchi *et al.* [KamLAND Collaboration], Phys. Rev. Lett. **92** (2004) 071301 [arXiv:hep-ex/0310047].