

Confirmation of the $X(1835)$ and observation of the resonances $X(2120)$ and $X(2370)$ in $J/\psi \rightarrow \gamma\pi^+\pi^-\eta'$

M. Ablikim¹, M. N. Achasov⁵, L. An⁹, Q. An³⁶, Z. H. An¹, J. Z. Bai¹, R. Baldini¹⁷, Y. Ban²³, J. Becker², N. Berger¹, M. Bertani¹⁷, J. M. Bian¹, I. Boyko¹⁵, R. A. Briere³, V. Bytev¹⁵, X. Cai¹, G. F. Cao¹, X. X. Cao¹, J. F. Chang¹, G. Chelkov^{15a}, G. Chen¹, H. S. Chen¹, J. C. Chen¹, M. L. Chen¹, S. J. Chen²¹, Y. Chen¹, Y. B. Chen¹, H. P. Cheng¹¹, Y. P. Chu¹, D. Cronin-Hennessy³⁵, H. L. Dai¹, J. P. Dai¹, D. Dedovich¹⁵, Z. Y. Deng¹, I. Denysenko^{15b}, M. Destefanis³⁸, Y. Ding¹⁹, L. Y. Dong¹, M. Y. Dong¹, S. X. Du⁴², M. Y. Duan²⁶, R. R. Fan¹, J. Fang¹, S. S. Fang¹, F. Feldbauer², C. Q. Feng³⁶, C. D. Fu¹, J. L. Fu²¹, Y. Gao³², C. Geng³⁶, K. Goetzen⁷, W. X. Gong¹, M. Greco³⁸, S. Grishin¹⁵, M. H. Gu¹, Y. T. Gu⁹, Y. H. Guan⁶, A. Q. Guo²², L. B. Guo²⁰, Y. P. Guo²², X. Q. Hao¹, F. A. Harris³⁴, K. L. He¹, M. He¹, Z. Y. He²², Y. K. Heng¹, Z. L. Hou¹, H. M. Hu¹, J. F. Hu⁶, T. Hu¹, B. Huang¹, G. M. Huang¹², J. S. Huang¹⁰, X. T. Huang²⁵, Y. P. Huang¹, T. Hussain³⁷, C. S. Ji³⁶, Q. Ji¹, X. B. Ji¹, X. L. Ji¹, L. K. Jia¹, L. L. Jiang¹, X. S. Jiang¹, J. B. Jiao²⁵, Z. Jiao¹¹, D. P. Jin¹, S. Jin¹, F. F. Jing³², M. Kavatsyuk¹⁶, S. Komamiya³¹, W. Kuehn³³, J. S. Lange³³, J. K. C. Leung³⁰, Cheng Li³⁶, Cui Li³⁶, D. M. Li⁴², F. Li¹, G. Li¹, H. B. Li¹, J. C. Li¹, Lei Li¹, N. B. Li²⁰, Q. J. Li¹, W. D. Li¹, W. G. Li¹, X. L. Li²⁵, X. N. Li¹, X. Q. Li²², X. R. Li¹, Z. B. Li²⁸, H. Liang³⁶, Y. F. Liang²⁷, Y. T. Liang³³, G. R. Liao⁸, X. T. Liao¹, B. J. Liu²⁹, B. J. Liu³⁰, C. L. Liu³, C. X. Liu¹, C. Y. Liu¹, F. H. Liu²⁶, Fang Liu¹, Feng Liu¹², G. C. Liu¹, H. Liu¹, H. B. Liu⁶, H. M. Liu¹, H. W. Liu¹, J. P. Liu⁴⁰, K. Liu²³, K. Y. Liu¹⁹, Q. Liu³⁴, S. B. Liu³⁶, X. Liu¹⁸, X. H. Liu¹, Y. B. Liu²², Y. W. Liu³⁶, Yong Liu¹, Z. A. Liu¹, Z. Q. Liu¹, H. Loehner¹⁶, G. R. Lu¹⁰, H. J. Lu¹¹, J. G. Lu¹, Q. W. Lu²⁶, X. R. Lu⁶, Y. P. Lu¹, C. L. Luo²⁰, M. X. Luo⁴¹, T. Luo¹, X. L. Luo¹, C. L. Ma⁶, F. C. Ma¹⁹, H. L. Ma¹, Q. M. Ma¹, T. Ma¹, X. Ma¹, X. Y. Ma¹, M. Maggiora³⁸, Q. A. Malik³⁷, H. Mao¹, Y. J. Mao²³, Z. P. Mao¹, J. G. Messchendorp¹⁶, J. Min¹, R. E. Mitchell¹⁴, X. H. Mo¹, C. Motzko², N. Yu. Muchnoi⁵, Y. Nefedov¹⁵, Z. Ning¹, S. L. Olsen²⁴, Q. Ouyang¹, S. Pacetti¹⁷, M. Pelizaeus³⁴, K. Peters⁷, J. L. Ping²⁰, R. G. Ping¹, R. Poling³⁵, C. S. J. Pun³⁰, M. Qi²¹, S. Qian¹, C. F. Qiao⁶, X. S. Qin¹, J. F. Qiu¹, K. H. Rashid³⁷, G. Rong¹, X. D. Ruan⁹, A. Sarantsev^{15c}, J. Schulze², M. Shao³⁶, C. P. Shen³⁴, X. Y. Shen¹, H. Y. Sheng¹, M. R. Shepherd¹⁴, X. Y. Song¹, S. Sonoda³¹, S. Spataro³⁸, B. Spruck³³, D. H. Sun¹, G. X. Sun¹, J. F. Sun¹⁰, S. S. Sun¹, X. D. Sun¹, Y. J. Sun³⁶, Y. Z. Sun¹, Z. J. Sun¹, Z. T. Sun³⁶, C. J. Tang²⁷, X. Tang¹, X. F. Tang⁸, H. L. Tian¹, D. Toth³⁵, G. S. Varner³⁴, X. Wan¹, B. Q. Wang²³, K. Wang¹, L. L. Wang⁴, L. S. Wang¹, M. Wang²⁵, P. Wang¹, P. L. Wang¹, Q. Wang¹, S. G. Wang²³, X. L. Wang³⁶, Y. D. Wang³⁶, Y. F. Wang¹, Y. Q. Wang²⁵, Z. Wang¹, Z. G. Wang¹, Z. Y. Wang¹, D. H. Wei⁸, S. P. Wen¹, U. Wiedner², L. H. Wu¹, N. Wu¹, W. Wu¹⁹, Z. Wu¹, Z. J. Xiao²⁰, Y. G. Xie¹, G. F. Xu¹, G. M. Xu²³, H. Xu¹, Y. Xu²², Z. R. Xu³⁶, Z. Z. Xu³⁶, Z. Xue¹, L. Yan³⁶, W. B. Yan³⁶, Y. H. Yan¹³, H. X. Yang¹, M. Yang¹, T. Yang⁹, Y. Yang¹², Y. X. Yang⁸, M. Ye¹, M. H. Ye⁴, B. X. Yu¹, C. X. Yu²², L. Yu¹², C. Z. Yuan¹, W. L. Yuan²⁰, Y. Yuan¹, A. A. Zafar³⁷, A. Zallo¹⁷, Y. Zeng¹³, B. X. Zhang¹, B. Y. Zhang¹, C. C. Zhang¹, D. H. Zhang¹, H. H. Zhang²⁸, H. Y. Zhang¹, J. Zhang²⁰, J. W. Zhang¹, J. Y. Zhang¹, J. Z. Zhang¹, L. Zhang²¹, S. H. Zhang¹, T. R. Zhang²⁰, X. J. Zhang¹, X. Y. Zhang²⁵, Y. Zhang¹, Y. H. Zhang¹, Z. P. Zhang³⁶, Z. Y. Zhang⁴⁰, G. Zhao¹, H. S. Zhao¹, Jiawei Zhao³⁶, Jingwei Zhao¹, Lei Zhao³⁶, Ling Zhao¹, M. G. Zhao²², Q. Zhao¹, S. J. Zhao⁴², T. C. Zhao³⁹, X. H. Zhao²¹, Y. B. Zhao¹, Z. G. Zhao³⁶, Z. L. Zhao⁹, A. Zhemchugov^{15a}, B. Zheng¹, J. P. Zheng¹, Y. H. Zheng⁶, Z. P. Zheng¹, B. Zhong¹, J. Zhong², L. Zhong³², L. Zhou¹, X. K. Zhou⁶, X. R. Zhou³⁶, C. Zhu¹, K. Zhu¹, K. J. Zhu¹, S. H. Zhu¹, X. L. Zhu³², X. W. Zhu¹, Y. S. Zhu¹, Z. A. Zhu¹, J. Zhuang¹, B. S. Zou¹, J. H. Zou¹, J. X. Zuo¹, P. Zweber³⁵

(BESIII Collaboration)

¹ Institute of High Energy Physics, Beijing 100049, P. R. China

² Bochum Ruhr-University, 44780 Bochum, Germany

³ Carnegie Mellon University, Pittsburgh, PA 15213, USA

⁴ China Center of Advanced Science and Technology, Beijing 100190, P. R. China

⁵ G.I. Budker Institute of Nuclear Physics SB RAS (BINP), Novosibirsk 630090, Russia

⁶ Graduate University of Chinese Academy of Sciences, Beijing 100049, P. R. China

⁷ GSI Helmholtzcentre for Heavy Ion Research GmbH, D-64291 Darmstadt, Germany

⁸ Guangxi Normal University, Guilin 541004, P. R. China

⁹ Guangxi University, Nanning 530004, P. R. China

¹⁰ Henan Normal University, Xinxiang 453007, P. R. China

¹¹ Huangshan College, Huangshan 245000, P. R. China

¹² Huazhong Normal University, Wuhan 430079, P. R. China

¹³ Hunan University, Changsha 410082, P. R. China

¹⁴ Indiana University, Bloomington, Indiana 47405, USA

¹⁵ Joint Institute for Nuclear Research, 141980 Dubna, Russia

¹⁶ KVI/University of Groningen, 9747 AA Groningen, The Netherlands

¹⁷ Laboratori Nazionali di Frascati - INFN, 00044 Frascati, Italy

¹⁸ Lanzhou University, Lanzhou 730000, P. R. China

¹⁹ Liaoning University, Shenyang 110036, P. R. China

²⁰ Nanjing Normal University, Nanjing 210046, P. R. China

²¹ Nanjing University, Nanjing 210093, P. R. China

²² Nankai University, Tianjin 300071, P. R. China

²³ Peking University, Beijing 100871, P. R. China

²⁴ Seoul National University, Seoul, 151-747 Korea

- ²⁵ Shandong University, Jinan 250100, P. R. China
²⁶ Shanxi University, Taiyuan 030006, P. R. China
²⁷ Sichuan University, Chengdu 610064, P. R. China
²⁸ Sun Yat-Sen University, Guangzhou 510275, P. R. China
²⁹ The Chinese University of Hong Kong, Shatin, N.T., Hong Kong.
³⁰ The University of Hong Kong, Pokfulam, Hong Kong
³¹ The University of Tokyo, Tokyo 113-0033 Japan
³² Tsinghua University, Beijing 100084, P. R. China
³³ Universitaet Giessen, 35392 Giessen, Germany
³⁴ University of Hawaii, Honolulu, Hawaii 96822, USA
³⁵ University of Minnesota, Minneapolis, MN 55455, USA
³⁶ University of Science and Technology of China, Hefei 230026, P. R. China
³⁷ University of the Punjab, Lahore-54590, Pakistan
³⁸ University of Turin and INFN, Turin, Italy
³⁹ University of Washington, Seattle, WA 98195, USA
⁴⁰ Wuhan University, Wuhan 430072, P. R. China
⁴¹ Zhejiang University, Hangzhou 310027, P. R. China
⁴² Zhengzhou University, Zhengzhou 450001, P. R. China
- ^a also at the Moscow Institute of Physics and Technology, Moscow, Russia
^b on leave from the Bogolyubov Institute for Theoretical Physics, Kiev, Ukraine
^c also at the PNPI, Gatchina, Russia
- (Dated: October 2, 2018)

With a sample of $(225.2 \pm 2.8) \times 10^6$ J/ψ events registered in the BESIII detector, $J/\psi \rightarrow \gamma\pi^+\pi^-\eta'$ is studied using two η' decay modes: $\eta' \rightarrow \pi^+\pi^-\eta$ and $\eta' \rightarrow \gamma\rho^0$. The $X(1835)$, which was previously observed by BESII, is confirmed with a statistical significance that is larger than 20σ . In addition, in the $\pi^+\pi^-\eta'$ invariant mass spectrum, the $X(2120)$ and the $X(2370)$, are observed with statistical significances larger than 7.2σ and 6.4σ , respectively. For the $X(1835)$, the angular distribution of the radiative photon is consistent with expectations for a pseudoscalar.

PACS numbers: 12.39.Mk, 12.40.Yx, 13.20.Gd, 13.75.Cs

A $\pi^+\pi^-\eta'$ resonance, the $X(1835)$, was observed in $J/\psi \rightarrow \gamma\pi^+\pi^-\eta'$ decays with a statistical significance of 7.7σ by the BESII experiment [1]. A fit to a Breit-Wigner function yielded a mass $M = 1833.7 \pm 6.1(\text{stat}) \pm 2.7(\text{syst})$ MeV/ c^2 , a width $\Gamma = 67.7 \pm 20.3(\text{stat}) \pm 7.7(\text{syst})$ MeV/ c^2 , and a product branching fraction $B(J/\psi \rightarrow \gamma X) \cdot B(X \rightarrow \pi^+\pi^-\eta') = (2.2 \pm 0.4(\text{stat}) \pm 0.4(\text{syst})) \times 10^{-4}$. The study was stimulated by the anomalous $p\bar{p}$ invariance mass threshold enhancement, that was reported in $J/\psi \rightarrow \gamma p\bar{p}$ decays by the BESII experiment [2] and was recently confirmed in an analysis of $\psi' \rightarrow \pi^+\pi^- J/\psi$, $J/\psi \rightarrow \gamma p\bar{p}$ decays by the BESIII experiment [3]. The possible interpretations of the $X(1835)$ include a $p\bar{p}$ bound state [4–7], a glueball [8–10], a radial excitation of the η' meson [11], etc. A high statistics data sample collected with BESIII provides an opportunity to confirm the existence of the $X(1835)$ and look for possible related states that decay to $\pi^+\pi^-\eta'$.

Lattice QCD predicts that the lowest lying pseudo-scalar glueball meson has a mass that is around 2.3 GeV/ c^2 [12]. This pseudo-scalar glueball may have properties in common with the η_c , due to its similar decay dynamics that favor decays into gluons. One of the strongest decay channels of the η_c is $\pi^+\pi^-\eta'$. Thus $J/\psi \rightarrow \gamma\pi^+\pi^-\eta'$ decays may be a good channel for finding 0^{-+} glueballs.

In this letter, we report a study of $J/\psi \rightarrow \gamma\pi^+\pi^-\eta'$ that uses two η' decay modes, $\eta' \rightarrow \gamma\rho$ and $\eta' \rightarrow \pi^+\pi^-\eta$.

The analysis uses a sample of $(225.2 \pm 2.8) \times 10^6$ J/ψ events [13] accumulated in the new Beijing Spectrometer (BESIII) [14] located at the Beijing Electron-Positron Collider (BEPCH) [15] at the Beijing Institute of High Energy Physics.

The design peak luminosity of the BEPCH double-ring e^+e^- collider, is 10^{33} cm $^{-2}$ s $^{-1}$ with beam currents of 0.93 A. The BESIII detector has a geometrical acceptance of 93% of 4π and consists of four main components. 1) A small-celled, helium-based main draft chamber (MDC) with 43 layers. The average single wire resolution is 135 μm , and the momentum resolution for 1 GeV/ c charged particles in a 1 T magnetic field is 0.5%. 2) An electromagnetic calorimeter (EMC) comprised of 6240 CsI (TI) crystals arranged in a cylindrical shape (barrel) plus two endcaps. The energy resolution for 1.0 GeV photons is 2.5% in the barrel and 5% in the endcaps, and the position resolution is 6 mm in the barrel and 9 mm in the endcaps. 3) A Time-Of-Flight system (TOF) for particle identification composed of a barrel part with two layers with 88 pieces of 5 cm thick, 2.4 m long plastic scintillators in each layer, and two endcaps each with 96 fan-shaped, 5 cm thick, plastic scintillators. The time resolution is 80 ps in the barrel, and 110 ps in the endcaps, corresponding to a 2σ K/ π separation for momenta up to 1.0 GeV/ c ; 4) A muon chamber system (MUC) made of 1000 m 2 of Resistive Plate Chambers (RPC) arranged in 9 layers in the barrel and 8 layers in

the endcaps and incorporated in the return iron of the superconducting magnet. The position resolution is about 2 cm.

Charged-particle tracks in the polar angle range $|\cos\theta| < 0.93$ are reconstructed from hits in the MDC. Tracks that extrapolate to be within 20 cm of the interaction point in the beam direction and 2 cm in the plane perpendicular to the beam are selected. The TOF and dE/dx information are combined to form particle identification confidence levels for the π , K , and p hypotheses; each track is assigned to the particle type that corresponds to the hypothesis with the highest confidence level. Photon candidates are required to have at least 100 MeV of energy in the EMC regions $|\cos\theta| < 0.8$ and $0.86 < |\cos\theta| < 0.92$ and be isolated from all charged tracks by more than 5° . In this analysis, candidate events are required to have four charged tracks (zero net charge) with at least three of the charged tracks identified as pions. At least two photons (three photons) are required for the $\eta' \rightarrow \gamma\rho$ ($\eta' \rightarrow \pi^+\pi^-\eta$) channel.

For $J/\psi \rightarrow \gamma\pi^+\pi^-\eta'$ ($\eta' \rightarrow \gamma\rho$), a four-constraint (4C) energy-momentum conservation kinematic fit is performed to the $\gamma\gamma\pi^+\pi^-\pi^+\pi^-$ hypothesis. For events with more than two photon candidates, the combination with the minimum χ^2 is used, and $\chi_{4C}^2 < 40$ is required. Events with $|M_{\gamma\gamma} - m_{\pi^0}| < 0.04 \text{ GeV}/c^2$, $|M_{\gamma\gamma} - m_\eta| < 0.03 \text{ GeV}/c^2$, $0.72 \text{ GeV}/c^2 < M_{\gamma\gamma} < 0.82 \text{ GeV}/c^2$ or $|M_{\gamma\pi^+\pi^-} - m_\eta| < 0.007 \text{ GeV}/c^2$ are rejected to suppress the background from $\pi^0\pi^+\pi^-\pi^+\pi^-$, $\eta\pi^+\pi^-\pi^+\pi^-$, $\omega(\omega \rightarrow \gamma\pi^0)\pi^+\pi^-\pi^+\pi^-$ and $\gamma\pi^+\pi^-\eta$ ($\eta \rightarrow \gamma\pi^+\pi^-$), respectively. A clear η' signal with a 5 MeV/ c^2 mass resolution is evident in the mass spectrum of all selected $\gamma\pi^+\pi^-$ combinations shown in Fig. 1(a). Candidate ρ and η' mesons are reconstructed from the $\pi^+\pi^-$ and $\gamma\pi^+\pi^-$ pairs with $|M_{\pi^+\pi^-} - m_\rho| < 0.2 \text{ GeV}/c^2$ and $|M_{\gamma\pi^+\pi^-} - m_{\eta'}| < 0.015 \text{ GeV}/c^2$, respectively. If more than one combination passes these criteria, the combination with $M_{\gamma\pi^+\pi^-}$ closest to $m_{\eta'}$ is selected. After the above selection, the $X(1835)$ resonance is clearly visible in the $\pi^+\pi^-\eta'$ invariant mass spectrum of Fig. 1(b). Also, additional peaks are evident around 2.1 and 2.4 GeV/ c^2 as well as a distinct signal for the η_c .

For $J/\psi \rightarrow \gamma\pi^+\pi^-\eta'$ ($\eta' \rightarrow \pi^+\pi^-\eta$), a 4C kinematic fit to the $\gamma\gamma\pi^+\pi^-\pi^+\pi^-$ hypothesis is performed. If there are more than three photon candidates, the combination with the minimum χ_{4C}^2 is selected, and $\chi_{4C}^2 < 40$ is required. In order to reduce the combinatorial background events from $\pi^0 \rightarrow \gamma\gamma$, $|M_{\gamma\gamma} - m_{\pi^0}| > 0.04 \text{ GeV}/c^2$ is required for all photon pairs. The η candidates are selected by requiring $|M_{\gamma\gamma} - m_\eta| < 0.03 \text{ GeV}/c^2$. A five-constraint (5C) fit with an η mass constraint is used to improve the mass resolution from 8 MeV/ c^2 (4C) to 3 MeV/ c^2 , as shown in Fig. 1(c) where $\chi_{5C}^2 < 40$ is required. To select η' mesons, $|M_{\pi^+\pi^-\eta} - m_{\eta'}| < 0.01 \text{ GeV}/c^2$ is required. If more than one combination passes the above selection, the combination with $M_{\pi^+\pi^-\eta}$ closest to $m_{\eta'}$ is selected. After the above selection, structures similar to those seen for the $\eta' \rightarrow \gamma\rho$ chan-

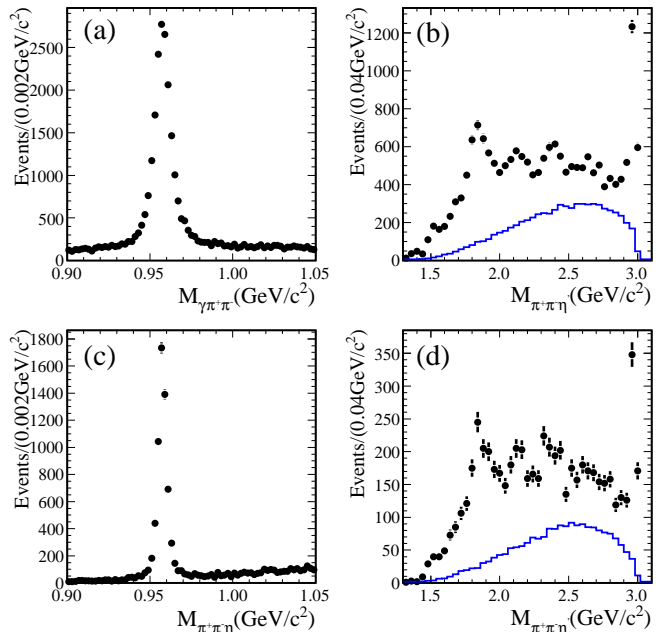


FIG. 1: Invariant-mass distributions for the selected candidate events. (a) and (b) are the $\gamma\pi^+\pi^-$ invariant-mass spectrum and the $\pi^+\pi^-\eta'$ invariant-mass spectrum for $\eta' \rightarrow \gamma\rho$, respectively. (c) and (d) are the $\pi^+\pi^-\eta$ invariant-mass spectrum and the $\pi^+\pi^-\eta'$ invariant-mass spectrum for $\eta' \rightarrow \pi^+\pi^-\eta$, respectively. The histograms in (b) and (d) are from $J/\psi \rightarrow \gamma\pi^+\pi^-\eta'$ phase-space MC events (with arbitrary normalization) for $\eta' \rightarrow \gamma\rho$ and $\eta' \rightarrow \pi^+\pi^-\eta$, respectively.

nel in the $\pi^+\pi^-\eta'$ invariant mass spectrum can be seen in Fig. 1(d), namely peaks near 1.8, 2.1 and 2.4 GeV/ c^2 as well as the η_c .

Potential background processes are studied with an inclusive sample of 2×10^8 J/ψ events generated according to the Lund-Charm model [16] and the Particle Data Group (PDG) decay tables [17]. There are no peaking backgrounds at the positions of the three resonances. To ensure further that the three peaks are not due to background, we have studied potential exclusive background processes using data. The main background channel is from $J/\psi \rightarrow \pi^0\pi^+\pi^-\eta'$. Non- η' processes are studied with η' mass-sideband events. Neither of these produce peaking structures.

The $\pi^+\pi^-\eta'$ invariant mass spectrum for the combined two η' decay modes is presented in Fig. 2. Here a small peak at the position of the $f_1(1510)$ signal is also present. Fits to the mass spectra have been made using four efficiency-corrected Breit-Wigner functions convolved with a Gaussian mass resolution plus a non-resonant $\pi^+\pi^-\eta'$ contribution and background representations, where the efficiency for the combined channels is obtained from the branching-ratio-weighted average of the efficiencies for the two η' modes. The contribution from non-resonant $\gamma\pi^+\pi^-\eta'$ production is described by reconstructed MC-generated $J/\psi \rightarrow \gamma\pi^+\pi^-\eta'$ Phase Space (PS) decays, and it is treated as an incoherent pro-

cess. The background contribution can be divided into two different components, the contribution from non- η' events estimated from η' mass sideband, and the contribution from $J/\psi \rightarrow \pi^0 \pi^+ \pi^- \eta'$. For the second background, we obtain the background $\pi^+ \pi^- \eta'$ mass spectrum from data by selecting $J/\psi \rightarrow \pi^0 \pi^+ \pi^- \eta'$ events and reweighting their mass spectrum with a weight equal to the MC efficiency ratio of the $\gamma \pi^+ \pi^- \eta'$ and $\pi^0 \pi^+ \pi^- \eta'$ selections for $J/\psi \rightarrow \pi^0 \pi^+ \pi^- \eta'$. The masses, widths and number of event of the $f_1(1510)$, the $X(1835)$ and the resonances near 2.1 and 2.4 GeV/c^2 , the $X(2120)$ and $X(2370)$, are listed in Table I. The statistical significance is determined from the change in $-2\ln L$ in the fits to mass spectra with and without signal assumption while considering the change of degree of freedom of the fits. With the systematic uncertainties in the fit taken into account, the statistical significance of the $X(1835)$ is larger than 20σ , while those for the $f_1(1510)$, the $X(2120)$ and the $X(2370)$ are larger than 5.7σ , 7.2σ and 6.4σ , respectively. The mass and width from the fit of the $f_1(1510)$ are consistent with PDG values [17]. With MC-determined selection efficiencies of 16.0% and 11.3% for the $\eta' \rightarrow \gamma \rho$ and $\eta' \rightarrow \pi^+ \pi^- \eta$ decay modes respectively, the branching fraction for the $X(1835)$ is measured to be $B(J/\psi \rightarrow \gamma X(1835)) \cdot B(X(1835) \rightarrow \pi^+ \pi^- \eta') = (2.87 \pm 0.09) \times 10^{-4}$. The consistency between the two η' decay modes is checked by fitting their $\pi^+ \pi^- \eta'$ mass distribution separately with the procedure described above.

TABLE I: Fit results with four resonances for the combined two η' decay modes

resonance	$M(\text{MeV}/c^2)$	$\Gamma(\text{MeV}/c^2)$	N_{event}
$f_1(1510)$	1522.7 ± 5.0	48 ± 11	230 ± 37
$X(1835)$	1836.5 ± 3.0	190.1 ± 9.0	4265 ± 131
$X(2120)$	2122.4 ± 6.7	83 ± 16	647 ± 103
$X(2370)$	2376.3 ± 8.7	83 ± 17	565 ± 105

For radiative J/ψ decays to a pseudoscalar meson, the polar angle of the photon in the J/ψ center of mass system, θ_γ , should be distributed according to $1 + \cos^2 \theta_\gamma$. We divide the $|\cos \theta_\gamma|$ distribution into 10 bins in the region of $[0, 1.0]$. With the same procedure as described above, the number of the $X(1835)$ events in each bin can be obtained by fitting the mass spectrum in this bin, and then the background-subtracted, acceptance-corrected $|\cos \theta_\gamma|$ distribution for the $X(1835)$ is obtained as shown in Fig. 3, where the errors are statistical only. It agrees with $1 + \cos^2 \theta_\gamma$, which is expected for a pseudoscalar, with $\chi^2/d.o.f = 11.8/9$.

The systematic uncertainties on the mass and width are mainly from the uncertainty of background representation, the mass range included in the fit, different shapes for background contributions and the non-resonant process and contributions of possible additional resonances in the 1.6 GeV/c^2 and 2.6 GeV/c^2 mass regions. From

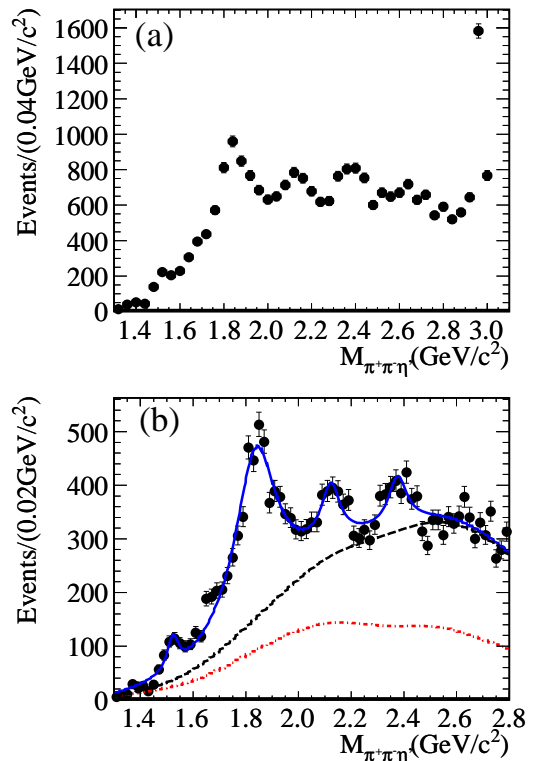


FIG. 2: (a) The $\pi^+ \pi^- \eta'$ invariant-mass distribution for the selected events from the two η' decay modes. (b) mass spectrum fitting with four resonances, here, the dash-dot line is contributions of non- η' events and the $\pi^0 \pi^+ \pi^- \eta'$ background for two η' decay modes and the dash line is contributions of the total background and non-resonant $\pi^+ \pi^- \eta'$ process.

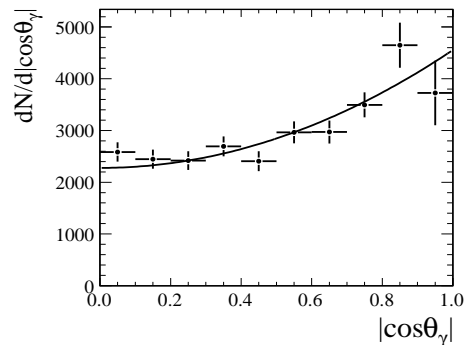


FIG. 3: The background-subtracted, acceptance-corrected $|\cos \theta_\gamma|$ distribution of the $X(1835)$ for two η' decay modes for $J/\psi \rightarrow \gamma \pi^+ \pi^- \eta'$.

the study of $J/\psi \rightarrow p \bar{p} \pi^+ \pi^-$, the PID efficiency difference between data and MC is determined. Using this difference and reweighting each MC event with a weight equal to the efficiency ratio between data and MC, we re-fit the mass spectra and take the changes as systematic uncertainties associated with data and MC inconsistencies for PID efficiencies. The total systematic errors on the mass and width are $^{+5.6}_{-2.1}$ and $^{+38}_{-36}$ MeV/c^2

for the $X(1835)$, $^{+4.7}_{-2.7}$ and $^{+31}_{-11}$ MeV/ c^2 for the $X(2120)$, $^{+3.2}_{-4.3}$ and $^{+44}_{-6}$ MeV/ c^2 for the $X(2370)$ respectively. For the systematic error of the branching fraction measurement, we additionally include the uncertainties of the MC generator, charged track detection efficiency, photon detection efficiency, kinematic fit, the η' decay branching fractions to $\pi^+\pi^-\eta$ and $\gamma\rho$ [17], the requirement on the $\gamma\gamma$ invariant-mass distribution, signals selection of ρ , η and η' and the total number of J/ψ events [13]. The main contribution also comes from the uncertainty in the background estimation, and the total relative systematic error on the product branching fraction for the $X(1835)$ is $^{+17\%}_{-18\%}$.

In summary, the decay channel $J/\psi \rightarrow \pi^+\pi^-\eta'$ is analyzed using two η' decay modes, $\eta' \rightarrow \gamma\rho$ and $\eta' \rightarrow \pi^+\pi^-\eta$. The $X(1835)$, which was first observed at BESII, has been confirmed with a statistical significance larger than 20σ . Meanwhile, two resonances, the $X(2120)$ and the $X(2370)$ are observed with statistical significances larger than 7.2σ and 6.4σ respectively. The masses and widths are measured to be:

- $X(1835)$
 $M = 1836.5 \pm 3.0(\text{stat})^{+5.6}_{-2.1}(\text{syst})$ MeV/ c^2
 $\Gamma = 190 \pm 9(\text{stat})^{+38}_{-36}(\text{syst})$ MeV/ c^2
- $X(2120)$
 $M = 2122.4 \pm 6.7(\text{stat})^{+4.7}_{-2.7}(\text{syst})$ MeV/ c^2
 $\Gamma = 83 \pm 16(\text{stat})^{+31}_{-11}(\text{syst})$ MeV/ c^2
- $X(2370)$
 $M = 2376.3 \pm 8.7(\text{stat})^{+3.2}_{-4.3}(\text{syst})$ MeV/ c^2
 $\Gamma = 83 \pm 17(\text{stat})^{+44}_{-6}(\text{syst})$ MeV/ c^2

For the $X(1835)$, the product branching fraction is $B(J/\psi \rightarrow \gamma X(1835)) \cdot B(X(1835) \rightarrow \pi^+\pi^-\eta') = (2.87 \pm 0.09(\text{stat})^{+0.49}_{-0.52}(\text{syst})) \times 10^{-4}$, and the angular distribution of the radiative photon is consistent with a pseudoscalar assignment. The mass of the $X(1835)$ is consistent with the BESII result, but the width is significantly

larger. If we fit the mass spectrum with one resonance as BESII, the mass and width of the $X(1835)$ are 1841.2 ± 2.9 MeV/ c^2 and 109 ± 11 MeV/ c^2 , where the errors are statistical only.

In the mass spectrum fitting in Fig. 2(b), possible interferences among different resonances and the non-resonant process are not taken into account which might be a source of the large χ^2 value for the fit ($\chi^2/d.o.f = 144/62$). The dips around 2.2 GeV/ c^2 and 2.5 GeV/ c^2 may not be fitted well because of the neglect of such interferences. In the absence of knowledge of the spin-parities of the resonances and their decay intermediate states, reliable fits that include interference cannot be done. To determine the spin and parity of the $X(1835)$, $X(2120)$ and $X(2370)$, and to measure their masses and widths more precisely, a partial wave analysis must be performed, which will be possible with the much higher statistics J/ψ data samples planned for future runs of the BESIII experiment.

The BESIII collaboration thanks the staff of BEPCII and the computing center for their hard efforts. This work is supported in part by the Ministry of Science and Technology of China under Contract No. 2009CB825200; National Natural Science Foundation of China (NSFC) under Contracts Nos. 10625524, 10821063, 10825524, 10835001, 10935007; the Chinese Academy of Sciences (CAS) Large-Scale Scientific Facility Program; CAS under Contracts Nos. KJCX2-YW-N29, KJCX2-YW-N45; 100 Talents Program of CAS; Istituto Nazionale di Fisica Nucleare, Italy; Russian Foundation for Basic Research under Contracts Nos. 08-02-92221, 08-02-92200-NSFC-a; Siberian Branch of Russian Academy of Science, joint project No 32 with CAS; U. S. Department of Energy under Contracts Nos. DE-FG02-04ER41291, DE-FG02-91ER40682, DE-FG02-94ER40823; University of Groningen (RuG) and the Helmholtzzentrum fuer Schwerionenforschung GmbH (GSI), Darmstadt; WCU Program of National Research Foundation of Korea under Contract No. R32-2008-000-10155-0.

-
- [1] M. Ablikim *et al.* (BES Collaboration), Phys. Rev. Lett. **95**, 262001 (2005).
[2] J.Z. Bai *et al.* (BES Collaboration), Phys. Rev. Lett. **91**, 022001 (2003).
[3] M. Ablikim *et al.* (BESIII Collaboration), Chin.Phys. **C34**, 421 (2010).
[4] G.J. Ding and M.L. Yan, Phys. Rev. **C 72**, 015208 (2005); G. J. Ding and M. L. Yan, Eur. Phys. J. **A28**, 351 (2006).
[5] J. P. Dedonder *et al.*, Phys. Rev. **C 80**, 045207 (2009).
[6] C. Liu, Eur. Phys. J. **C 53**, 413 (2008).
[7] Z. G. Wang and S. L. Wan, J. Phys. **34**, 505 (2007).
[8] G. Hao, C. F. Qiao and A. L. Zhang, Phys. Lett. **B 642**, 53 (2006).
[9] B. A. Li, Phys. Rev. **D 74**, 034019 (2006).
[10] N. Kochelev and D. P. Min, Phys. Lett. **B 633**, 283 (2006).
[11] T. Huang and S. L. Zhu, Phys. Rev. **D 73**, 014023 (2006).
[12] C. Amsler and N. A. Tornqvist, Phys. Rev. **389**, 61 (2004); E. Klempt and A. Zaitsev, Phys. Rep. **454**, 1 (2007); Y. Chen *et al.*, Phys. Rev. **D 73**, 014516 (2006).
[13] M. Ablikim *et al.* (BESIII Collaboration), arXiv:1012.1117 [hep-ex].
[14] M. Ablikim *et al.* (BESIII Collaboration), Nucl. Instrum. Meth. **A 614**, 345 (2010).

- [15] J. Z. Bai *et al.* (BES Collaboration), Nucl. Instrum. Meth. **A 344**, 319 (1994); Nucl. Instrum. Meth. **A 458**, 627 (2001).
- [16] J.C. Chen *et al.*, Phys. Rev. **D 62**, 034003 (2000).
- [17] K. Nakamura *et al.* (Particle Data Group), J. Phys. **G 37**, 075021 (2010).