

Multi-strange baryon measurements at LHC energies, with the ALICE experiment

Antonin Maire for the ALICE Collaboration

Institut pluridisciplinaire Hubert Curien (IPHC), 23 rue du loess - 67037 Strasbourg, France

E-mail: antonin.maire@cern.ch

Abstract. The status of the charged multi-strange baryon analysis (Ξ^- , Ξ^+ , Ω^- , Ω^+) at LHC energies is presented. This report is based on the results obtained with ALICE (A Large Ion Collider Experiment), profiting from the characteristic cascade-decay topology. A special attention is drawn to the early pp data-taking period (2009-2010) and subsequently, on the uncorrected p_T -spectra extracted at mid-rapidity for centre of mass energies of 0.9 TeV and 7 TeV.

1. Introduction and motivation

Measuring strange particle production in proton-proton (pp) collisions is a necessary benchmark for the physics of ultra relativistic heavy ions. This is important at the Large Hadron Collider (LHC), where the heavy-ion programme is scheduled to begin in November 2010 [1]. Moreover, strangeness in pp collisions is interesting in itself, as it may shed light on hadron production mechanisms. While the *hard* component of the event may be described by the perturbative Quantum Chromo-Dynamics (based on parton-parton scattering and fragmentation [2, 3]), the *soft* component must be treated in a more complex manner. Currently, the soft physics is described via thermal models [4, 5] or via QCD-inspired models (relying on multi-parton processes [6] or multiple scattering [7, 8], for instance). In either case, further improvements of such phenomenological approaches may be spurred by confrontation with experimental measurements.

In that respect, double- and triple-strange baryons (Ξ , Ω , ...), which are the focus of this publication, may provide relevant insights: due to identification via weak-decay topology reconstruction, they can be studied over a large momentum range. Starting from $p_T \approx 0.6$ GeV/ c and up to ≈ 10 GeV/ c , these spectra cover the region dominated by the soft processes and reach the energy scale where hard scattering mechanisms dominate.

Some measurements have already been performed at previous and current facilities. These include both $p\bar{p}$ collisions (Sp \bar{p} S, Tevatron) and pp collisions (RHIC), with centre of mass energies \sqrt{s} ranging from 0.2 TeV up to 1.96 TeV [9–11]. The LHC, in operation since November 2009, can extend the existent 0.9-TeV measurements made by the UA5 collaborations in $p\bar{p}$, and perform new measurements at $\sqrt{s} = 7$ TeV, beyond the Tevatron energies.

The ALICE experiment [1] is well-suited for such spectrum measurements, due to a low p_T cut-off and excellent particle identification (PID) capabilities. The low p_T cut-off is made possible by the low magnetic field applied in the central barrel (≤ 0.5 T) and the low material budget in this mid-rapidity region (13% of radiation length [12]). The PID capabilities are

supplied by a set of detectors utilizing diverse techniques (energy loss, time of flight, transition radiation, Cerenkov effect).

2. Data analysis and identification methods

2.1. Data collection and detector setup

The data presented here is from the minimum bias sample collected during the Nov-Dec 2009 LHC pp run at $\sqrt{s} = 0.9$ TeV [13] ($\sim 3 \times 10^5$ events), and from the 7 TeV pp run that started in March 2010 and is ongoing ($\sim 23.9 \times 10^6$ events were analysed here but more than 4×10^8 events have been collected since then). This study makes use of the ALICE central barrel [14], covering a pseudo-rapidity range $|\eta| < 0.9$ and the full azimuth, the whole being embedded in the large L3 solenoidal magnet which provides a nominal magnetic field of 0.5 T.

The cascade signals are obtained using essentially data collected by the two main tracking detectors: the Inner Tracking System (ITS), composed of 6 cylindrical layers of high-resolution silicon detectors [15], and the cylindrical Time Projection Chamber (TPC) [16].

2.2. Topological reconstruction

The multi-strange hadron identification is performed using a combination of displaced-vertex reconstruction, invariant mass analyses as well as single track PID methods, such as energy loss in the TPC. The reconstruction of the different multi-strange particles hinges on their respective charged weak decays, the so-called *cascade* structures. For each particle of interest, the main characteristics and utilized decay channels are listed in table 1. The anti-baryons are similarly reconstructed via the decay channel involving the charge conjugates.

Table 1. Main characteristics of the reconstructed particles [17].

Particles	mass (MeV/c ²)	$c\tau$	charged decay	B.R.
Λ^0 (<i>uds</i>)	1115.68	7.89 cm	$\Lambda^0 \rightarrow p + \pi^-$	63.9%
Ξ^- (<i>dss</i>)	1321.71	4.91 cm	$\Xi^- \rightarrow \Lambda^0 + \pi^-$	99.9%
Ω^- (<i>sss</i>)	1672.45	2.46 cm	$\Omega^- \rightarrow \Lambda^0 + K^-$	67.8%

The guidelines of the reconstruction algorithm dedicated to cascades are sketched in Fig. 1. The Ξ^- , Ξ^+ , Ω^- and Ω^+ identification is based on the pairing of a Λ^0 or $\bar{\Lambda}^0$ baryon with an additional particle called *bachelor*. The Λ reconstruction is grounded in the secondary vertex finding, a *V0* structure built out of two *secondary* tracks of opposite charges, compatible with coming from the same vertex. It is checked that the *V0* candidate thus obtained sits in the proper invariant mass window to validate the Λ hypothesis. The Λ candidate is then matched with a *secondary* track, to form a typical cascade structure. The reconstructed momentum of the multi-strange baryon must point in the direction of the primary vertex. The *V0* vertex and the *V0*-bachelor matching are limited to a certain fiducial volume. A PID compatibility cut, based on the dE/dx measurement from the TPC, is required for each of the three decay products, known as *daughter* particles, to partially remove some combinatorial background.

2.3. Signal extraction

For each considered particle, we intend to extract a signal in successive p_T intervals (bins). For each p_T bin, the invariant mass signal sits on top of a given background. The signal extraction process, using “bin-counting” method, is illustrated in Fig. 2.

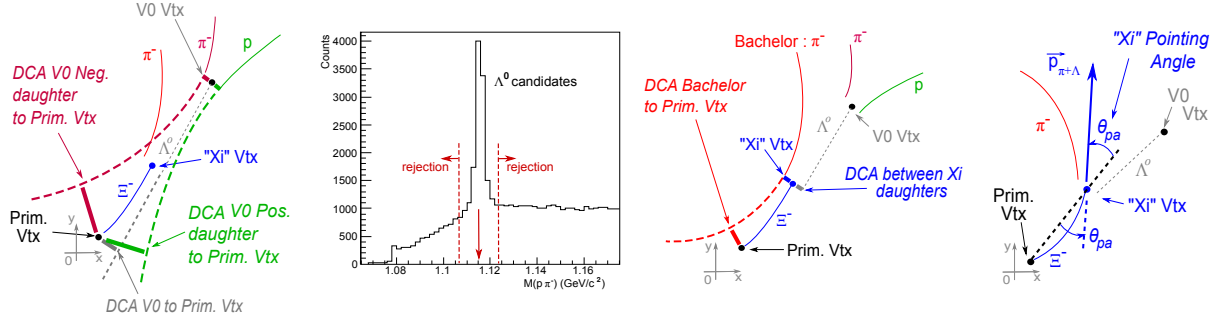


Figure 1. Cascade (Ξ^- , Ξ^+ , Ω^- and $\bar{\Omega}^+$) reconstruction principle. The acronym *DCA* stands for Distance of Closest Approach.

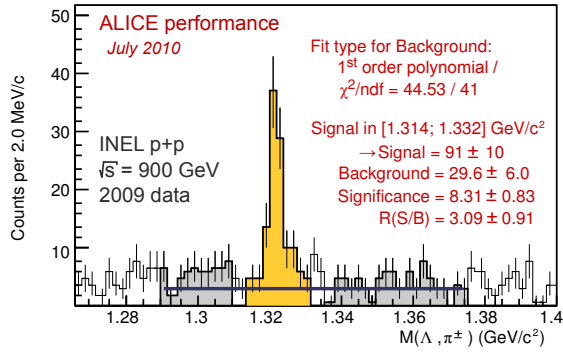


Figure 2. Signal extraction based on “bin counting” method, illustrated with the $\Xi^- + \Xi^+$ invariant mass distribution in $1.4 < p_T$ (GeV/c) < 2.0 .

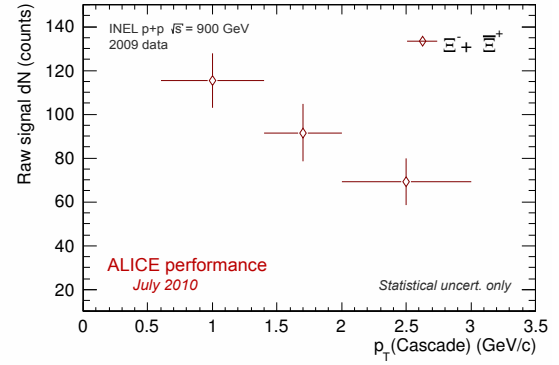


Figure 3. Raw signal by p_T bins for $\Xi^- + \Xi^+$, in 2009 pp data at 0.9 TeV.

The signal is first approximated by a Gaussian lying on a polynomial background. Because of the non-Gaussian tails of the signal, this results in rough but sufficient estimates of the signal mean and width.

The background on each side of the signal (more than 6σ away from the Gaussian mean) is then sampled. The width of each background area is taken to be 7σ large.

The sum of signal and background ($S+B$) is sampled in the region defined by the Gaussian mean $\pm 4\sigma$. Consequently, we make use of the areas previously sampled on the side-signal bands to assess the background B under the signal S . The signal yield $S = (S + B) - B$ is thus computed without any assumption as to the signal shape.

3. Measurements at 0.9 and 7 TeV

The results for the 2009 pp sample at 0.9 TeV are shown in Fig. 3. The plot shows the signal counts (raw yields) for $\Xi^- + \Xi^+$, as a function of p_T . The uncertainties correspond to both the statistical uncertainty related to the number of counts and the uncertainty from signal extraction.

The same particles are presently analysed for the pp data at 7 TeV. Due to higher statistics, baryons and anti-baryons can be studied separately and with larger counts: Ξ^- and Ξ^+ or even Ω^- and $\bar{\Omega}^+$ can now be distinguished from one another, as illustrated in Fig. 4 and 5.

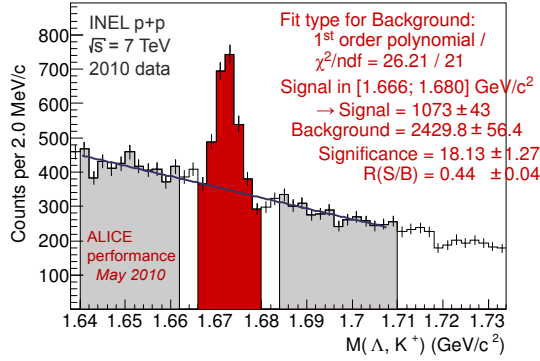


Figure 4. Invariant mass showing the $\bar{\Omega}^+$ signal in 2010 pp data at 7 TeV (23.9 M events).

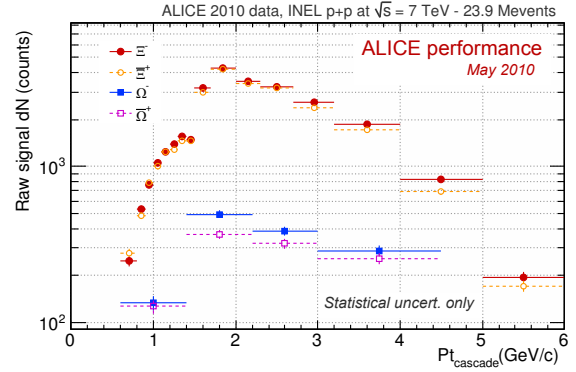


Figure 5. Raw signal by p_T bins, extracted for the different cascade species, in 2010 pp data at 7 TeV (23.9 M events).

4. Summary

A spectrum for $\Xi^- + \bar{\Xi}^+$ baryons is obtained for the first LHC pp run at 0.9 TeV, despite the limited statistics; the assessment of efficiency corrections and systematic uncertainties is under way. Due to the large statistics available for the 7-TeV pp data sample, Ξ^- , $\bar{\Xi}^+$, Ω^- and $\bar{\Omega}^+$ can be extracted distinctively. This bodes well for more accurate and differential analyses such as spectra as a function of p_T , rapidity or event multiplicity.

References

- [1] B. Alessandro (ed.) *et al.* [ALICE Collaboration], *J. Phys. G* **32** (2006) 1295.
- [2] T. Sjöstrand, S. Mrenna and P. Z. Skands, *J. High Energy Phys.* 0605 (2006) 026.
- [3] R. Engel, J. Ranft and S. Roesler, *Phys. Rev. D* **52**, (1995) 1459.
- [4] F. Becattini and U. W. Heinz, *Z. Phys. C* **76**, (1997) 269.
- [5] P. Braun-Munzinger, K. Redlich and J. Stachel, arXiv:nucl-th/0304013.
- [6] T. Sjöstrand and P. Z. Skands, *Eur. Phys. J. C* **39**, (2005) 129.
- [7] K. Werner, *Nucl. Phys. Proc. Suppl.* **175-176**, 81 (2008).
- [8] K. Werner, I. Karpenko, T. Pierog, M. Bleicher and K. Mikhailov, *Preprint arXiv:1004.0805 [nucl-th]*.
- [9] STAR Collaboration, B. I. Abelev *et al.*, *Phys. Rev. C* **75**, (2007) 064901.
- [10] UA5 Collaboration, R. E. Ansorge *et al.*, *Nucl. Phys. B* **328**, (1989) 36.
- [11] CDF Collaboration, *public note CDF/PUB/QCD/PUBLIC/10084* (2010), www-cdf.fnal.gov.
- [12] B. Hippolyte, *Eur. Phys. J. C* **62** (2009) 237 (*Preprint arXiv:0901.3176 [hep-ex]*).
- [13] L. Evans and P. Bryant, (ed.), *JINST* **3**, (2008) S08001.
- [14] K. Aamodt *et al.* [ALICE Collaboration], *JINST* **3** (2008) S08002.
- [15] K. Aamodt *et al.* [ALICE Collaboration], *JINST* **5** (2010) P03003 [arXiv:1001.0502 [physics.ins-det]].
- [16] J. Alme *et al.* [ALICE Collaboration], arXiv:1001.1950 [physics.ins-det].
- [17] C. Amsler *et al.* (Particle Data Group), *Phys. Lett. B* **667**, (2008) 1.