

Approach to equilibrium in nano-scale systems at finite temperature

FENGPING JIN^{1*}, HANS DE RAEDT^{1†}, SHENGJUN YUAN^{2‡}, MIKHAIL I. KATSNELSON^{2§},
SEIJI MIYASHITA^{3¶} and KRISTEL MICHIENSEN^{4||}

¹*Department of Applied Physics, Zernike Institute for Advanced Materials,
University of Groningen, Nijenborgh 4, NL-9747AG Groningen, The Netherlands*

²*Institute of Molecules and Materials, Radboud University of Nijmegen,
NL-6525ED Nijmegen, The Netherlands*

³*Department of Physics, Graduate School of Science, The University of Tokyo,
7-3-1 Hongo, Bunkyo-Ku, Tokyo 113-8656 and
CREST, JST, 4-1-8 Honcho Kawaguchi, Saitama 332-0012, Japan*

⁴*Institute for Advanced Simulation, Jülich Supercomputing Centre,
Research Centre Jülich, D-52425 Jülich, Germany*

We study the time evolution of the reduced density matrix of a system of spin-1/2 particles interacting with an environment of spin-1/2 particles. The initial state of the composite system is taken to be a product state of a pure state of the system and a pure state of the environment. The latter pure state is prepared such that it represents the environment at a given finite temperature in the canonical ensemble. The state of the composite system evolves according to the time-dependent Schrödinger equation, the interaction creating entanglement between the system and the environment. It is shown that independent of the strength of the interaction and the initial temperature of the environment, all the eigenvalues of the reduced density matrix converge to their stationary values, implying that also the entropy of the system relaxes to a stationary value. We demonstrate that the difference between the canonical density matrix and the reduced density matrix in the stationary state increases as the initial temperature of the environment decreases. As our numerical simulations are necessarily restricted to a modest number of spin-1/2 particles (< 36), but do not rely on time-averaging of observables nor on the assumption that the coupling between system and environment is weak, they suggest that the stationary state of the system directly follows from the time evolution of a pure state of the composite system, even if the size of the latter cannot be regarded as being close to the thermodynamic limit.

KEYWORDS: Quantum Statistical Mechanics, Canonical Ensemble, Time-dependent Schrödinger Equation, Thermalization, Decoherence

*E-mail: f.jin@rug.nl

†E-mail: h.a.de.raedt@rug.nl

‡E-mail: s.yuan@science.ru.nl

§E-mail: m.i.katsnelson@science.ru.nl

¶E-mail: miya@spin.phys.s.u-tokyo.ac.jp

||E-mail: k.michielsen@fz-juelich.de

1. Introduction

Statistical mechanics is one of the cornerstones of modern physics^{1,2)} but its foundations are still subject of much research.^{3–23)} Some fundamental questions, such as how the canonical distribution emerges from the interaction between a system S and its environment E , have only been partially resolved. Answers to this question are important since the canonical ensemble is widely used to calculate the thermodynamic quantities of a system at a given temperature.

As well for classical as quantum systems it is well-known that if the interaction between a system S and its much larger environment E having a large number of degrees of freedom and a dense distribution of energy levels, is weak, the system S is described by a canonical ensemble when the composite system $S + E$ is described by the microcanonical ensemble with a given total energy. Usually, the derivation of the canonical distribution is discussed under the hypothesis that each state in the microcanonical ensemble has equal probability.^{1,2)} In the case of quantum systems, it has recently been shown that the microcanonical mixed state for the composite system $S + E$ is not a required starting point for the system S to be described by a canonical ensemble, but that $S + E$ being initially in a randomly picked pure state with small energy fluctuations is sufficient.^{7,10,11,14)} The characteristic that even if the state of the composite quantum system $S + E$ corresponds to a single wave function only, the reduced density matrix of S is canonical for the overwhelming majority of wave functions in the subspace corresponding to the energy interval encompassed by the microcanonical ensemble, is referred to as *canonical typicality* after Ref.¹⁰⁾ Not explicitly mentioning canonical typicality, this characteristic had already been used to calculate the density of states (DOS) of quantum many-body systems.^{24,25)} More recently it has been shown that canonical typicality has a classical counterpart: For *typical* probability distributions defined on an energy shell of the classical composite system $S + E$, i.e. not necessarily microcanonical distributions, the marginal probability distribution corresponding to the system S exhibits the canonical form.²⁶⁾

In this paper we focus on the equilibration obtained from the dynamics of relatively small closed quantum systems (containing less than 36 spin-1/2 particles) that we compose from a small system S and a much larger but still relatively small (containing less than 32 spin-1/2 particles) environment E . We use general quantum spin-1/2 Hamiltonians to describe S and E and we do not put any restriction on their energy spectra. We study the conditions under which the stationary state of the system S is represented by a canonical ensemble density matrix, although the standard conditions, such as the environment E being very large and the coupling between S and E being weak, are not (necessarily) fulfilled. The approach we use is to first solve the time-dependent Schrödinger equation (TDSE) of the composite system $S + E$ of spin-1/2 particles numerically and then analyze the behavior of the reduced density matrix of the system S , obtained by tracing out the environment E , which was initially prepared in a randomly picked “typical” pure state with a given temperature.

Earlier work adopting this approach showed that a nanoscale environment prepared in a uniform random superposition of all states (corresponding to an environment at infinite temperature) can drive the system to the state with a canonical distribution²⁷⁾ and elucidated the effect of frustration and connectivity on decoherence and relaxation processes.^{28–30)} In this paper, we extend the approach to study the decoherence and relaxation properties of nanoscale magnets embedded in a nanoscale magnetic environment at finite temperature.

Our simulation results show that, independent of the strength of the interaction between S and E and the initial temperature of E , S evolves to a stationary state of which the properties strongly depend on the initial temperature of E . This equilibration is remarkable given the relative small size of E , since usually in equilibration studies the hypothesis of having a large environment is essential.^{14,20)} We show that for sufficiently large initial temperatures of E , the stationary state of S is represented by a canonical ensemble density matrix at some finite effective temperature. For decreasing temperatures, the reduced density matrix of S deviates from the canonical density matrix. The deviation increases for decreasing values of the interaction strength between S and E .

The paper is organized as follows. In Section 2, we discuss the model, define the quantities of interest and summarize the essentials of the simulation method used. The simulation results are presented in Section 3. A discussion and conclusion is given in Section 4.

2. Generalities

In general, the state of a closed quantum system is described by a density matrix.^{31,32)} The canonical ensemble is characterized by a density matrix that is diagonal with respect to the eigenstates of the Hamiltonian H , the diagonal elements taking the form $\exp(-\beta E_i)$ where $\beta = 1/k_B T$ is proportional to the inverse temperature (k_B is Boltzmann's constant and is taken to be one in this paper) and the E_i 's denote the eigenenergies of H .^{1,2)}

The time evolution of a closed quantum system is governed by the TDSE.^{31,32)} If the initial density matrix of an isolated quantum system is non-diagonal then, according to the time evolution dictated by the TDSE, it remains non-diagonal and the quantum system never approaches the thermal equilibrium state with the canonical distribution. Therefore, in order to equilibrate the system S , it is necessary to have the system S interact with an environment E , also called a heat bath. Thus, the Hamiltonian of the composite system $S + E$ takes the form $H = H_S + H_E + H_{SE}$, where H_S and H_E are the system and environment Hamiltonian, respectively and H_{SE} describes the interaction between the system and environment.

2.1 Model

To study the evolution to the canonical ensemble state in detail, we consider a general quantum spin-1/2 model defined by the Hamiltonian $H = H_S + H_E + H_{SE}$ where

$$H_S = - \sum_{i=1}^{n_S-1} \sum_{j=i+1}^{n_S} \sum_{\alpha=x,y,z} J_{i,j}^\alpha S_i^\alpha S_j^\alpha, \quad (1)$$

$$H_E = - \sum_{i=1}^{n_E-1} \sum_{j=i+1}^{n_E} \sum_{\alpha=x,y,z} \Omega_{i,j}^\alpha I_i^\alpha I_j^\alpha, \quad (2)$$

$$H_{SE} = - \sum_{i=1}^{n_S} \sum_{j=1}^{n_E} \sum_{\alpha=x,y,z} \Delta_{i,j}^\alpha S_i^\alpha I_j^\alpha. \quad (3)$$

Here S and I denote the spin-1/2 operators of the system and environment, respectively (we use units such that \hbar and k_B are one). The total number of spins in the system and environment are denoted by n_S and n_E , respectively.

The spins of the system are arranged in a ring and interact via a isotropic Heisenberg interaction $J_{i,j}^\alpha = J$. The spins of the environment are all connected with each other and with all the spins of the system. Previous work^{27–30)} has shown that it is expedient, though not essential to take for the spin-spin interactions $\Delta_{i,j}^\alpha$, and $\Omega_{i,j}^\alpha$ uniform random numbers in the range $[-|\Delta|, |\Delta|]$, and $[-|\Omega|, |\Omega|]$, respectively. Relative to other choices of these interactions, the randomness of the interaction parameters Δ and Ω and the high connectivity of the spins generally reduce the decoherence and relaxation time to reach the stationary state of the reduced density matrix. Note that we do not put any restriction on the energy spectra of the Hamiltonians describing S and E .

2.2 Initial state

We prepare the state of the system S and of the environment E separately at $t < 0$ and then bring them in contact with each other at $t = 0$. Specifically, we construct the initial pure state of the composite system $S + E$, $\rho(0) = |\Psi(0)\rangle\langle\Psi(0)|$ where

$$|\Psi(0)\rangle = |S\rangle \otimes \frac{e^{-\beta H_E/2} |\Phi_E\rangle}{\langle\Phi_E| e^{-\beta H_E} |\Phi_E\rangle^{1/2}}, \quad (4)$$

with $|\Phi_E\rangle = \sum_i c_i |\phi_i\rangle$ denoting the state of the environment with the coefficients c_i generated randomly according to the prescription given in Ref.²⁵⁾ and $\{|\phi_i\rangle\}$ being an orthonormal set of basis states which, in our simulation software, are the usual direct products of the spin up and down states. Numerically, the imaginary-time propagation by $e^{-\beta H_E/2}$ is performed by means of a Chebyshev polynomial algorithm.^{33–36)} To prepare the environment in its ground state ($\beta = \infty$), we use the standard Lanczos method.³⁷⁾

It follows directly from Ref.²⁵⁾ that for any observable $X_E(t=0)$ of the environment

$$\langle\Psi(0)|X_E(t=0)|\Psi(0)\rangle \approx \mathbf{Tr}\rho_E X_E(t=0), \quad (5)$$

the approximation improving as the inverse square root of the dimension of the Hilbert space of the environment (see Appendix). Therefore, we may consider the state $|\Psi(0)\rangle$ as “typical” in the sense that if we measure observables of the environment, their expectation values agree with those obtained from the canonical distribution of the environment at the inverse temperature β . Note that in practice, it is often sufficient to consider only one random state $|\Phi_E\rangle$ (see Appendix).

The assumption of random phases in the initial state has been instrumental in the derivation of the quantum master equation,^{38,39)} a key equation in the theory of non-equilibrium statistical mechanics. Within the quantum master equation approach, the approach to equilibrium of a quantum system is well understood.^{1,39)} Although there may be an apparent similarity with the use of the random initial states that we use in the present work, there is no relation between the random initial states and the random phase assumption in the derivation of the master equation. In the present work, random initial states are a convenient computational device only: As we show in the Appendix, their use effectively eliminates the need to compute traces of operators and allows us to work with pure states only. Below, we also demonstrate explicitly that the use of random initial states is not essential for the main conclusions of this paper by starting the simulation from the initial state with all spins up.

2.3 Time evolution

A pure state of the composite system $S + E$ evolves in time according to (in units of $\hbar = 1$)

$$|\Psi(t)\rangle = e^{-itH}|\Psi(0)\rangle = \sum_{i=1}^{D_S} \sum_{p=1}^{D_E} c(i, p, t)|i, p\rangle, \quad (6)$$

where the states $\{|i, p\rangle\}$ are just another notation of the complete set of orthonormal states in the spin-up – spin-down basis and $D_S = 2^{n_S}$ and $D_E = 2^{n_E}$ denote the dimension of the Hilbert space of the system and environment, respectively.

Numerically, the real-time propagation by e^{-itH} is carried out by means of the Chebyshev polynomial algorithm,^{33–36)} thereby solving the TDSE for the composite system starting from the initial state $|\Psi(0)\rangle$. This algorithm yields results that are very accurate (close to machine precision), independent of the time step used.⁴⁰⁾

2.4 Reduced density matrix

The state of the quantum system S is described by the reduced density matrix

$$\tilde{\rho}(t) \equiv \mathbf{Tr}_E \rho(t), \quad (7)$$

where $\rho(t)$ is the density matrix of the composite system at time t and \mathbf{Tr}_E denotes the trace over the degrees of freedom of the environment. The system S is in the canonical state if the

reduced density matrix takes the form

$$\widehat{\rho}(\beta) \equiv e^{-\beta H_S} / \mathbf{Tr}_S e^{-\beta H_S}, \quad (8)$$

where \mathbf{Tr}_S denotes the trace over the degrees of freedom of the system S . In terms of the expansion coefficients $c(i, p, t)$, the matrix element (i, j) of the reduced density matrix reads

$$\begin{aligned} \widetilde{\rho}_{i,j}(t) &= \mathbf{Tr}_E \sum_{p=1}^{D_E} \sum_{q=1}^{D_E} c^*(i, q, t) c(j, p, t) |j, p\rangle \langle i, q| \\ &= \sum_{p=1}^{D_E} c^*(i, p, t) c(j, p, t). \end{aligned} \quad (9)$$

2.5 Data analysis

We analyze the time-dependent data of the reduced density matrix in various ways. First, at each time step (in units of $\tau = \pi/10$), we diagonalize the (non-negative definite) reduced density matrix itself and study the time-dependence of its eigenvalues. We define the variance of the set of eigenvalues at t and t_f by

$$\text{var}(t) \equiv \sqrt{\sum_{i=1}^{D_S} (\lambda_i(t) - \lambda_i(t_f))^2}, \quad (10)$$

where $\lambda_i(t)$ is the i th eigenvalue of $\widetilde{\rho}(t)$. Usually, t_f is taken to be the final time of the simulation. From the eigenvalues, we also compute the entropy of the system

$$S(t) \equiv -\mathbf{Tr} \widetilde{\rho}(t) \ln \widetilde{\rho}(t) = -\sum_{i=1}^{D_S} \lambda_i(t) \ln \lambda_i(t). \quad (11)$$

We characterize the degree of decoherence of the system by

$$\sigma(t) = \sqrt{\sum_{i=1}^{D_S-1} \sum_{j=i+1}^{D_S} |\widetilde{\rho}_{ij}(t)|^2}, \quad (12)$$

where $\widetilde{\rho}_{ij}(t)$ is the matrix element (i, j) of the reduced density matrix $\widetilde{\rho}$ in the representation that diagonalizes H_S . Clearly, $\sigma(t)$ is a global measure for the size of the off-diagonal terms of the reduced density matrix in the representation that diagonalizes H_S . If $\sigma(t) = 0$ the system is in a state of full decoherence (relative to the representation that diagonalizes H_S).

Assuming that the system S , evolving in time according to the TDSE, relaxes to the canonical state we expect that $\widetilde{\rho}(t) \approx \widehat{\rho}(b)$ for $t > t_0$ where t_0 is some finite time and b denotes the effective inverse temperature of S . The difference between the state $\widetilde{\rho}(t)$ and the canonical distribution $\widehat{\rho}(b(t))$ is conveniently characterized by

$$\delta(t) = \sqrt{\sum_{i=1}^{D_S} \left(\widetilde{\rho}_{ii}(t) - e^{-b(t)E_i} / \sum_{i=1}^{D_S} e^{-b(t)E_i} \right)^2}, \quad (13)$$

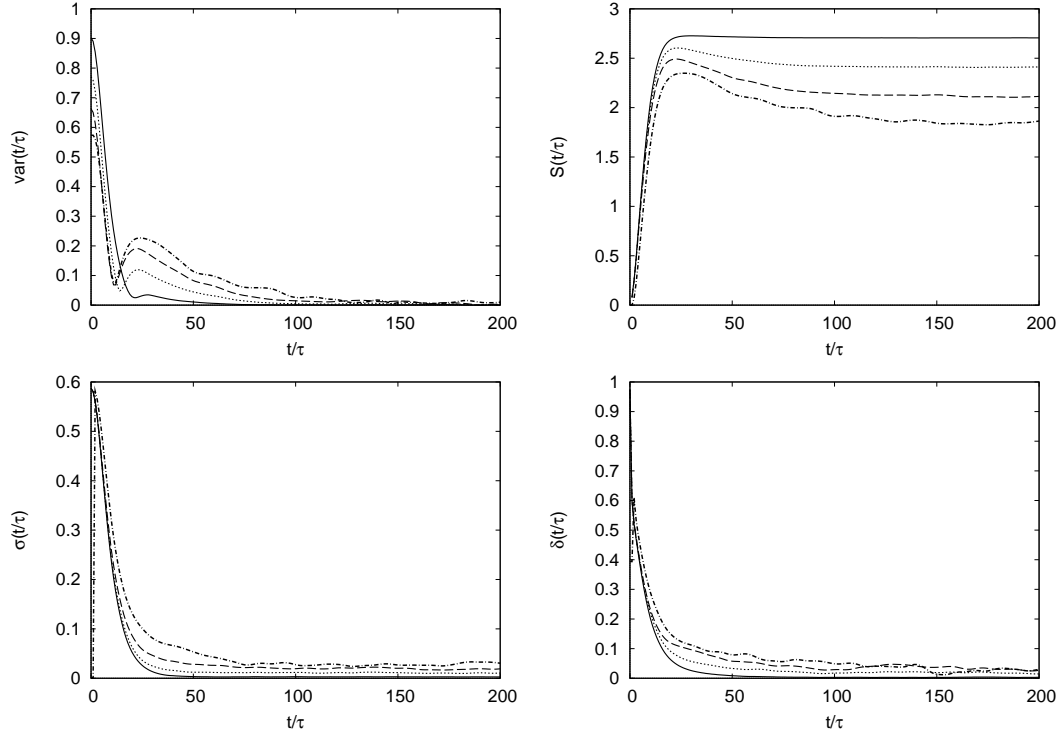


Fig. 1. Simulation results for $\text{var}(t/\tau)$ and $S(t/\tau)$ (see Eqs. (10) and (11)) and $\sigma(t/\tau)$ and $\delta(t/\tau)$ (see Eqs. (12) and (13)) for different values of the initial temperature of the environment, as obtained by solving the TDSE for a system consisting of a ring of four spins coupled to an environment of eighteen spins. The spins of the environment are all connected with each other and with the four spins of the system. The initial state of the system S is given by $|\uparrow\downarrow\uparrow\downarrow\rangle$ and the initial state of the environment E is given by a random pure state. Model parameters: $J = -0.5$, $\Delta = 0.2$, $\Omega = 0.5$, $t_f/\tau = 190$; Sample interval $\tau = \pi/10$. Solid line: $\beta = 1$; Dotted line: $\beta = 3$; Dashed line: $\beta = 6$; Dash-dotted line: $\beta = \infty$.

with

$$b(t) = \frac{\sum_{i<j, E_i \neq E_j} [\ln \tilde{\rho}_{ii}(t) - \ln \tilde{\rho}_{jj}(t)] / (E_j - E_i)}{\sum_{i<j, E_i \neq E_j} 1}. \quad (14)$$

If the system relaxes to its canonical distribution both $\delta(t)$ and $\sigma(t)$ are expected to vanish, $b(t)$ converging to the effective inverse temperature b .

For any function $f(\cdot)$ of the system Hamiltonian H_S , we define the averages

$$\langle f(H_S) \rangle_{\tilde{\rho}(t)} \equiv \text{Tr} \tilde{\rho}(t) f(H_S), \quad (15)$$

and

$$\langle f(H_S) \rangle_b \equiv \text{Tr} e^{-bH_S} f(H_S) / \text{Tr} e^{-bH_S}. \quad (16)$$

Then, application of the Schwarz inequality yields

$$|\langle f(H_S) \rangle_{\tilde{\rho}(t)} - \langle f(H_S) \rangle_b|^2 \leq \delta^2(t) \text{Tr} f^2(H_S), \quad (17)$$

Table I. Data for σ , δ , $S_{\bar{\rho}}$ and $E_{\bar{\rho}}$, taken at the last time step of the simulation run. S_b and E_b are calculated according to Eq. (16).

β	b	σ	δ	S_b	$S_{\bar{\rho}}$	E_b	$E_{\bar{\rho}}$
$J = -0.5, \Delta = 0.2, \Omega = 0.5$							
1	0.807	0.003	0.003	2.704	2.706	-0.165	-0.162
3	1.851	0.011	0.015	2.392	2.412	-0.400	-0.388
6	2.526	0.019	0.027	2.080	2.114	-0.543	-0.526
∞	3.044	0.031	0.030	1.816	1.852	-0.638	-0.621

showing that the deviations of the energy and entropy of the system from their values in the canonical ensemble vanish linearly or faster with $\delta(t)$.

3. Results

Most of our simulations have been carried out for systems consisting of four spins coupled to an environment of eighteen spins. We have verified that our conclusions do not depend on details such as the connectivity of the spins in the environment or the size of the composite system by simulating triangular lattices, regular square lattices and so on with up to 35 spins (data not shown).

In Fig. 1, we present the simulation results for $\text{var}(t/\tau)$, $S(t/\tau)$ (see Eqs. (10) and (11)), $\sigma(t/\tau)$ and $\delta(t/\tau)$ (see Eqs. (12) and (13)) for the case that there is a fairly strong coupling between the system S and the environment E ($|\Delta/J| = 0.4$) and for different values of the initial temperature of the environment. From Fig. 1, it is clear that, independent of the initial temperature of the environment, all the eigenvalues $\lambda_i(t)$ of the reduced density matrix converge to a stationary value. This implies that also the entropy of the system S approaches a stationary value, suggesting that the system S relaxes to an equilibrium state. We emphasize that the data presented in this paper are obtained without any averaging procedure other than the one intrinsic to quantum theory.

From Fig. 1, it follows from the data for $\sigma(t)$ that if $\beta = 1$, the reduced density matrix of the system S converges to a diagonal matrix in the representation that diagonalizes H_S , in other words, the system S has lost virtually all coherence ($\sigma \rightarrow 0$) and as $\delta \rightarrow 0$ with time, the system S relaxes to the canonical system. The same holds for $\beta = 0$, see Ref.²⁷⁾ With increasing β , the difference between the reduced density matrix and the canonical distribution (for the system defined by H_S) increases slightly, as indicated by the fact that the values of σ and δ increase with β .

It is instructive to analyze more quantitatively, the data taken at the end of these particular simulation runs. In Table I we collect the results for the various quantities of interest. As β increases, σ increases too, indicating that the deviation from a diagonal matrix (with

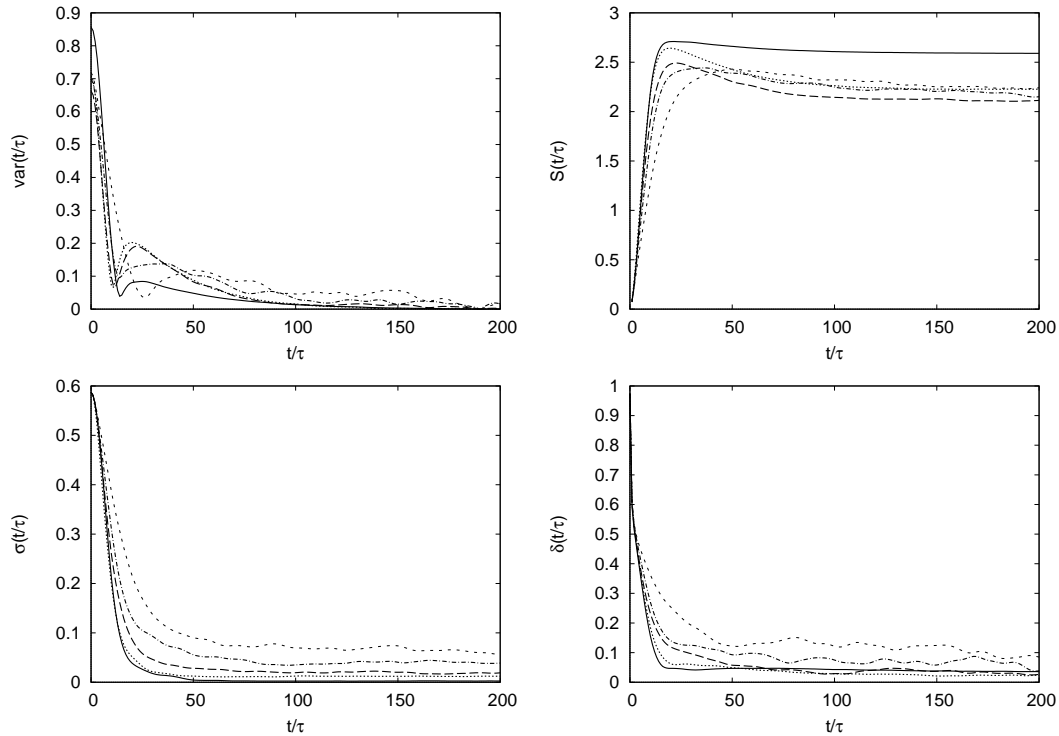


Fig. 2. Simulation results for $\text{var}(t/\tau)$, $S(t/\tau)$, $\sigma(t/\tau)$, and $\delta(t/\tau)$ for different values of the energy scale of the couplings between the spins in the environment. The data are obtained by solving the TDSE for a system consisting of a ring of four spins coupled to an environment of eighteen spins. The spins of the environment are all connected with each other and with the four spins of the system. The initial state of the system S is given by $|\uparrow\downarrow\uparrow\downarrow\rangle$ and the initial state of the environment E is given by a random pure state. Model parameters: $J = -0.5$, $\Delta = 0.2$, $\beta = 6$, $t_f/\tau = 190$; Sample interval $\tau = \pi/10$. Solid line: $\Omega = 0.125$; Dotted line: $\Omega = 0.25$; Long-dashed line: $\Omega = 0.5$; Dash-dotted line: $\Omega = 0.75$. Short-dashed line: $\Omega = 1$.

respect to the basis that diagonalizes H_S) increases, merely reflecting the fact that the decoherence processes become less effective as the temperature decreases. Nevertheless, even at zero temperature, the difference between the reduced density matrix and the canonical density matrix is quite small, of the order of a few percent, and so are the differences for the entropy and energy. Thus, it seems that even for fairly strong coupling between the system and the environment ($|\Delta/J| = 0.4$), the nanoscale environment drives the even smaller system to a state that, within a few percent, is described by the canonical state of the system, albeit with an effective temperature that does not agree with that of the environment (compare β and b in Table I).

3.1 Energy scale of the environment

To investigate the effect of the parameter Ω , the energy scale of the states of the environment, we performed simulations for $\Omega = 0.125, 0.25, 0.5, 0.75, 1$. In Fig. 2 we present data for

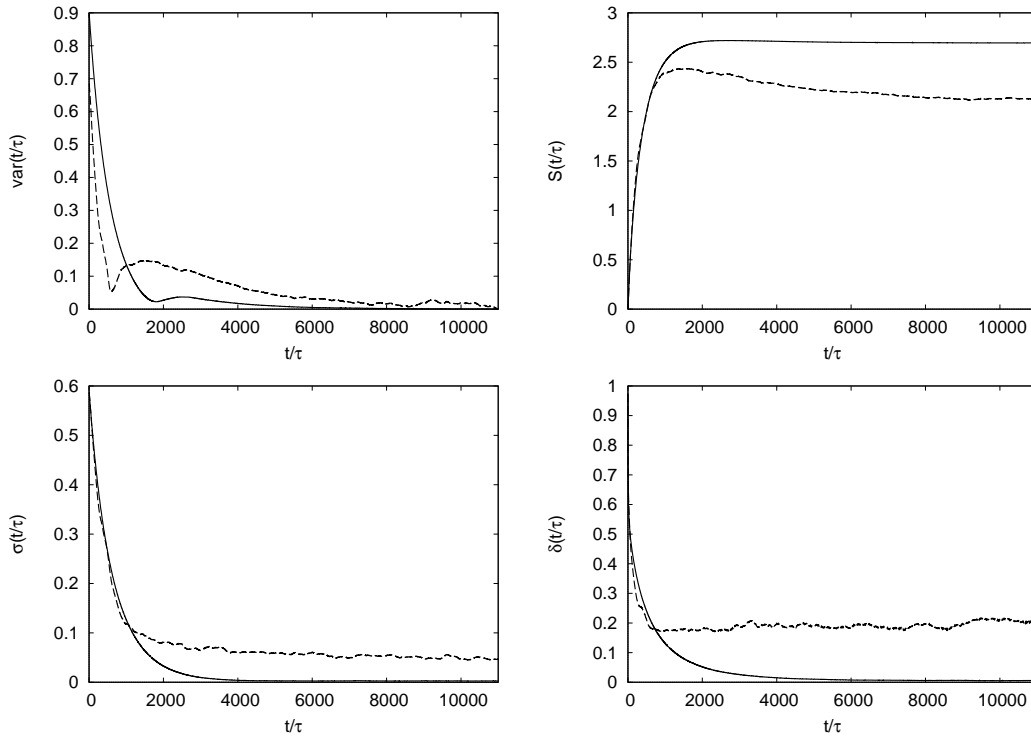


Fig. 3. Same as Fig. 1 except that the system-environment interaction strength $\Delta = 0.02$. Model parameters: $J = -0.5$, $\Delta = 0.02$, $\Omega = 0.5$, $t_f/\tau = 11000$; Sample interval $\tau = \pi/10$. Solid line: $\beta = 1$; Dashed line: $\beta = 6$.

$\beta = 6$. From earlier work²⁸⁻³⁰) for $\beta = 0$ and $\beta = \infty$ we know that the more the range and the width of the energy spectrum of the environment and the system match each other, the better the system decoheres. Taking this into account we can easily understand the behavior of σ : When the value of Ω decreases, the value of σ decreases.

Except for $\Omega < |J|$ (recall $J = -0.5$ in this paper), both $\sigma(t)$ and $\delta(t)$ relax to fairly small values, the difference between the reduced density matrix at $t/\tau = 200$ with the canonical states being of the order of a few percent (data not shown). For $\Omega > |J|$, the qualitative behavior is different: Although $S(t)$, $\sigma(t)$ and $\delta(t)$ to relax to their stationary values, the difference between the reduced density matrix and the canonical state is significant, as indicated by $\delta(t/\tau = 200) \approx 0.1$. Qualitatively, this can be understood as follows. Keeping the number of spins of the environment and the range of $S - E$ interactions Δ fixed, increasing Ω increases the spectral range of the environment, that is the spacing between the energy levels of the environment increases. This effectively reduces the mixing of the eigenstates of the system and the environment by the $S - E$ interactions, which in turn leads to a reduction of the effect of decoherence by the environment and the probabilities for the system to exchange energy with the environment.

Table II. Same as Table I except that the coupling $\Delta = 0.02$ instead of $\Delta = 0.2$.

β	b	σ	δ	S_b	$S_{\bar{\rho}}$	E_b	$E_{\bar{\rho}}$
$J = -0.5, \Delta = 0.02, \Omega = 0.5$							
1	0.874	0.003	0.005	2.692	2.696	-0.180	-0.175
6	3.349	0.047	0.207	1.659	2.125	-0.687	-0.495

3.2 Weak interaction between system and environment

For the simulation data presented earlier, the system-environment interaction strength Δ was chosen such that $|\Delta/J| = |\Delta/\Omega| = \mathcal{O}(1)$ which is far away from the weak coupling regime. If we reduce Δ , we may expect that the time scale of decoherence and relaxation processes increases with Δ . To keep the amount of computer time required to reach the stationary state within reasonable limits, we have chosen to reduce Δ by a factor ten, that is we take $\Delta = 0.02$ and consider this to be the “weak coupling” case. The simulation results for this parameter choice are presented in Fig. 3. Note that compared to Fig. 1 and Fig. 2, the time scale to reach the stationary state has increased by a factor of about one hundred. For $\beta = 1$, there is no qualitative change compared to the case of $\Delta = 0.2$: The state of the system converges to the canonical state.

However, for $\beta = 6$ the relatively large values of $\sigma(t)$ and $\delta(t)$ signal that the decoherence process is not very effective and that the deviation from the canonical distribution is significant, as is shown quantitatively in Table II. Nevertheless, the eigenvalues of the reduced density matrix relax to their stationary values and so does the system entropy. Qualitatively, this can be understood by the same argument as the one used at the end of Section 3.1. Keeping the number of spins of the environment and the spectral range of the environment Ω fixed, decreasing the range of $S - E$ interactions Δ effectively reduces the mixing of the eigenstates of the system and the environment, which in turn leads to a reduction of the effect of decoherence by the environment and the probabilities for the system to exchange energy with the environment.

3.3 Properties of the stationary state

The observation that the eigenvalues of the reduced density matrix, and therefore also the entropy of the system, approach stationary values for sufficiently long times seems to be generic, independent of the values of the parameters $\Delta/|J| \leq 1$, $\Omega/|J| \leq 1$, β and the initial state of the system S or the environment E , as illustrated in Fig. 4. As a matter of fact, in our large collection of simulation results (most results not shown) there is no evidence of the contrary. However, the stationary state itself depends on all the above mentioned parameters. The time scale on which the equilibration occurs strongly depends on the system-environment

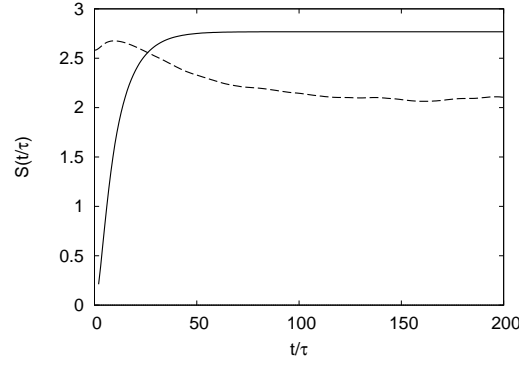


Fig. 4. The entropy of the system as a function of t/τ for the same system as in Fig. 1 except that the initial state of the system and environment is the state with all spins up (solid line) or $|\Psi(0)\rangle = e^{-\beta H_E/2}|\Phi\rangle/\langle\Phi|e^{-\beta H_E}|\Phi\rangle^{1/2}$ (dashed line) where $|\Phi\rangle$ is a uniform random superposition of all states of the whole system and $\beta = 6$.

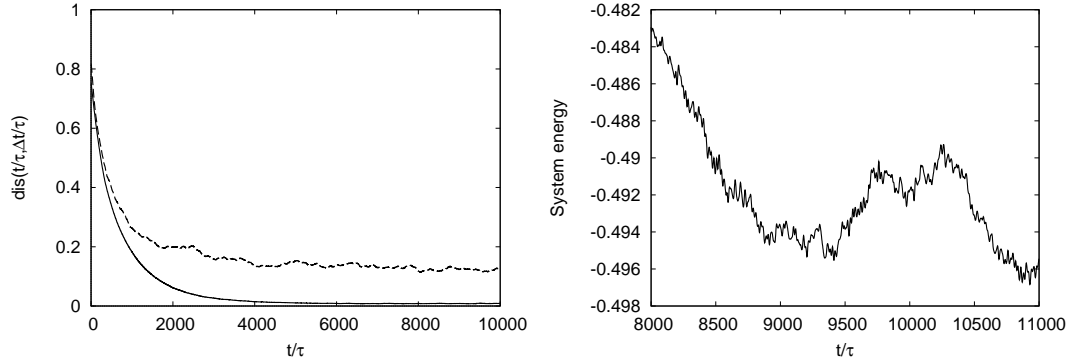


Fig. 5. Left: The difference $\text{dis}(t/\tau, \Delta t/\tau) = \mathbf{Tr}|\tilde{\rho}(t) - \tilde{\rho}(t + \Delta t)|/2$ between the reduced density matrices $\tilde{\rho}(t)$ and $\tilde{\rho}(t + \Delta t)$ as a function of t/τ for a fixed value $\Delta t/\tau = 1000$, extracted from the simulations that yield the data presented in Fig. 3. Solid line: $\beta = 1$; Dashed line: $\beta = 6$. Right: The energy of the system as a function of t/τ for a time interval chosen in which there is exchange of energy between the system and the environment, showing that the dynamical evolution of the system is non-Markovian.

interaction strength Δ . As expected, reducing Δ increases the time scale of decoherence and relaxation processes. Although our simulation results are obtained for a very small quantum system connected to a relatively small environment, they are in good agreement with findings for interacting large quantum systems that seem to evolve in such a way that any small subsystem equilibrates, under the condition that the Hamiltonian has no degenerate energy gaps and that the state of the composite system contains sufficiently many eigenstates.²⁰⁾

However, our simulation results also show that the eigenstates of the reduced density matrix generally do not evolve to a stationary state. In Fig. 5(left) we show representative

results of a measure for the distance, the trace distance $\text{dis}(t/\tau, \Delta t/\tau) = \mathbf{Tr}|\tilde{\rho}(t) - \tilde{\rho}(t + \Delta t)|/2$, between the two reduced density matrices $\tilde{\rho}(t)$ and $\tilde{\rho}(t + \Delta t)$ as a function of t for a fixed value of Δt , as obtained from the simulations that yield the data presented in Fig. 3. For $\beta = 1$, the case in which the difference between the reduced density matrix and the canonical state is small, $\text{dis}(t/\tau, \Delta t/\tau)$ becomes very small for $t/\tau > 8000$, suggesting that the eigenvectors of the reduced density matrix also converge to their stationary values (in concert with the fact that in this case, the reduced density matrix is very close to the canonical state). In contrast, for $\beta = 6$ and t/τ large, $\text{dis}(t/\tau, \Delta t/\tau)$ levels off at a value which is not small. In other words, although the eigenvalues of the reduced density matrix relax to their stationary values, the eigenvectors of the reduced density matrix exhibit nontrivial quantum dynamics, even though the entropy of the system has reached a stationary, nonzero, value.

In the case of a single spin and two-spins interacting with an environment, the dynamics of eigenvectors of the reduced density matrix in the stationary-state was observed earlier through quantum oscillations of spin expectation values.^{41,42} In Fig. 5(right), we present results for the energy of the subsystem, as obtained from the simulation that produced the data of Fig. 3(right). It is clear that the system energy mostly decreases, with energy going from the system to the environment. However, for some time intervals (one being shown), the system energy increase, indicating that the environment transfers energy to the system, a characteristic feature of non-Markovian processes.^{43,44}

4. Conclusion

We have presented a simulation study of a small magnetic system coupled to a nanoscale magnetic environment. The quantum dynamical evolution of the composite system was obtained from the direct numerical solution of the TDSE. Our analysis, albeit numerical, does not involve any approximation, does not rely on time-averaging of observables nor does it assume that the coupling between system and environment is weak.

The most striking result of our analysis is that all the eigenvalues of the reduced density matrix relax to stationary values, implying that the entropy of the system relaxes to a stationary value. In this sense, the nanoscale environment drives the system to a thermodynamically stationary state, a feature which is usually attributed to macroscopic environments only.

Furthermore, we have shown that under suitable but fairly general conditions, the reduced density matrix in the stationary state is close to the canonical state of the system, albeit not with the same temperature as the one of the environment. The difference between these two states generally increases as the temperature of the environment decreases.

For $\beta \approx 0$, the initial state of the environment has all the features of a “canonical typicality” state and qualitatively, our results are in concert with the theory of canonical typicality: The reduced density matrix relaxes to the canonical state.^{10,11} As β increases the concept of “canonical typicality” no longer applies in the strict sense, as explained in the Appendix.

Yet, qualitatively, we may interpret our findings in terms of the effective dimension d_E^{eff} of the environment.¹¹⁾ If $\beta \approx 0$, $d_E^{eff} = \mathcal{O}(D_E)$, which is a large number for the systems that we have used in our simulations. As β increases, the number of states of the environment effectively available for decoherence and relaxation decreases (see also the results of the density of states in Fig. A.1). As this implies that d_E^{eff} decreases, it is to be expected that the difference between the reduced density matrix and the canonical state increases.¹¹⁾

Acknowledgement

This work is partially supported by NCF, the Netherlands, by a Grant-in-Aid for Scientific Research on Priority Areas, and the Next Generation Super Computer Project, Nanoscience Program from MEXT, Japan. Part of the calculations were performed on the JUGENE supercomputer at JSC.

Appendix

The use of random initial states has played a central role in developing “fast” (i.e. $\mathcal{O}(D)$) algorithms to compute the density of states and other similar quantities. An early application of such an algorithm to electron motion in disordered alloy models was given by Alben et al.⁴⁵⁾ It was shown that the eigenvalue spectrum of a particle moving in continuum space can be computed in the same manner.⁴⁶⁾ Fast algorithms of this kind proved useful to study various aspects of localization of waves,^{47–49)} other one-particle problems^{35,50,51)} and many-body problems.^{24,25)} The rigorous proof that this approach has remarkable statistical properties, namely that for large D the statistical error vanishes as $1/\sqrt{D}$, was given in Ref.²⁵⁾

Following Ref.,²⁵⁾ we consider real random variables $x_1, y_1, \dots, x_D, y_D$, taking values in the interval $[-\infty, +\infty]$ and distributed according to the probability density

$$f(x_1, y_1, \dots, x_D, y_D) = \frac{\Gamma(D)}{2\pi^D} \delta(x_1^2 + \dots + y_D^2 - 1), \quad (\text{A}\cdot 1)$$

where $\Gamma(D)$ is the Gamma function. Writing $c_n = x_n + iy_n$ for $n = 1, \dots, D$, we construct the random state

$$|\Phi\rangle = \sum_{n=1}^D c_n |\varphi_n\rangle, \quad (\text{A}\cdot 2)$$

where $\{|\varphi_n\rangle\}$ is a complete set of orthonormal basis states of the D -dimensional Hilbert space, which for the derivation that follows need not be specified further.

From Eq. (A.1), it directly follows that

$$\langle c_k \rangle = \int_{-\infty}^{+\infty} c_k f(x_1, \dots, y_D) dx_1 \dots dy_D = 0, \quad (\text{A}\cdot 3)$$

$$\langle c_k^* c_{k'} \rangle = \int_{-\infty}^{+\infty} c_k^* c_{k'} f(x_1, \dots, y_D) dx_1 \dots dy_D = \delta_{k,k'} D^{-1}, \quad (\text{A}\cdot 4)$$

and that $\langle c_k c_{k'} \rangle = 0$. It also follows from Eq. (A.1) that $|\Phi\rangle$ is a unit random vector with a

uniform probability density on the hypersphere of dimension $D - 1$.

Next we consider the projected state

$$|\Phi(\beta/2)\rangle \equiv e^{-\beta\mathcal{H}/2}|\Phi\rangle = \sum_{j=1}^D d_j e^{-\beta E_j/2} |E_j\rangle, \quad (\text{A}\cdot 5)$$

where E_j ($|E_j\rangle$) denotes the j -th eigenvalue (eigenstate) of the Hamiltonian H and

$$d_j = \sum_{n=1}^D R_{jn} c_n, \quad (\text{A}\cdot 6)$$

where $R_{jn} = \langle E_j | \varphi_n \rangle$ is the unitary transformation matrix. The probability density of the random variables d_j reads

$$f(d_1, \dots, d_D) = \frac{\Gamma(D)}{2\pi^D} \delta(|d_1|^2 + \dots + |d_D|^2 - 1). \quad (\text{A}\cdot 7)$$

Hence the d_j are distributed uniformly over the D -dimensional hypersphere. Furthermore, we have $\langle d_j \rangle = 0$ and $\langle d_j^* d_{j'} \rangle = D^{-1} \delta_{jj'}$.

Normalizing the state Eq. (A.5) yields

$$|\Phi(\beta/2)\rangle = \sum_{j=1}^D \frac{d_j e^{-\beta E_j/2}}{\sqrt{\sum_{j=1}^D |d_j|^2 e^{-\beta E_j}}} |E_j\rangle \equiv \sum_{j=1}^D a_j |E_j\rangle, \quad (\text{A}\cdot 8)$$

where

$$a_j = \frac{d_j p_j^{1/2}}{\sqrt{\sum_{j=1}^D |d_j|^2 p_j}}, \quad (\text{A}\cdot 9)$$

and

$$p_j = \frac{e^{-\beta E_j}}{\sum_{j=1}^D e^{-\beta E_j}}, \quad (\text{A}\cdot 10)$$

is the Boltzmann weight for the state j . In general, the probability density of the coefficients a_j is not uniform.

Next we want to show that for sufficiently large D , we may replace $\sum_{j=1}^D |d_j|^2 p_j$ by its average over the distribution Eq. (A.7), that is by D^{-1} . To prove this, we compute the average of

$$X^2 = \left(D^{-1} - \sum_{j=1}^D |d_j|^2 p_j \right)^2, \quad (\text{A}\cdot 11)$$

with respect to the distribution Eq. (A.7). We have

$$\begin{aligned} \langle X^2 \rangle &= D^{-2} - 2D^{-1} \sum_{j=1}^D p_j \langle |d_j|^2 \rangle + \sum_{j=1}^D \sum_{j'=1}^D p_j p_{j'} \langle |d_j|^2 |d_{j'}|^2 \rangle \\ &= \sum_{j=1}^D \sum_{j'=1}^D p_j p_{j'} \langle |d_j|^2 |d_{j'}|^2 \rangle - D^{-2}. \end{aligned} \quad (\text{A}\cdot 12)$$

Using Eq. (2), (A12) and (A23) in Ref.,²⁵⁾ we find

$$\langle |d_j|^2 |d_{j'}|^2 \rangle = \frac{2\delta_{jj'}}{D(D+1)} + \frac{1 - \delta_{jj'}}{D(D+1)} = \frac{1 + \delta_{jj'}}{D(D+1)}, \quad (\text{A}\cdot 13)$$

yielding

$$\begin{aligned} \langle X^2 \rangle &= \frac{1}{D(D+1)} \sum_{j=1}^D p_j^2 - \frac{1}{D^2(D+1)} \\ &\leq \frac{D-1}{D^2(D+1)} < \frac{1}{D^2}. \end{aligned} \quad (\text{A}\cdot 14)$$

Invoking Markov's inequality,⁵²⁾ it follows that

$$\mathbf{P}(X^2 \geq D^{-1}) < D^{-1}. \quad (\text{A}\cdot 15)$$

In words, the probability that the error X^2 is larger than D^{-1} is smaller than D^{-1} . For the case at hand D increases exponentially with the number of spins. For instance for a system of 18 spins and a random state with probability density Eq. (A.1)

$$\mathbf{P}(X^2 \geq 0.38 \times 10^{-5}) < 0.38 \times 10^{-5}, \quad (\text{A}\cdot 16)$$

suggesting that for all practical purposes, it is safe to assume that $X \approx 0$ and that with probability very close to one, the projected state Eq. (A.8) can be written as

$$|\Phi(\beta/2)\rangle = D^{1/2} \sum_{j=1}^D d_j p_j^{1/2} |E_j\rangle. \quad (\text{A}\cdot 17)$$

Putting $b_j = d_j p_j^{1/2}$, the probability density of random variables b_j is

$$f(b_1, \dots, b_D) = \delta\left(\frac{|b_1|^2}{p_1} + \dots + \frac{|b_D|^2}{p_D} - 1\right) \frac{\Gamma(D)}{2\pi^D} \left(\prod_{j=1}^D p_j\right)^{-1/2}. \quad (\text{A}\cdot 18)$$

From these calculations, the following conclusions can be drawn about the projected state Eq. (A.17):

- (1) From Eq. (A.17) and the properties of random variables $\{d_j\}$, it follows directly that on average

$$\langle \Phi(\beta/2) | Y | \Phi(\beta/2) \rangle = \frac{\mathbf{Tr} e^{-\beta \mathcal{H}} Y}{\mathbf{Tr} e^{-\beta \mathcal{H}}}, \quad (\text{A}\cdot 19)$$

assuming that D is sufficiently large.²⁵⁾ Note that if $\langle \Phi | E_1 \rangle \neq 0$ ($|E_1\rangle$ denoting the non-degenerate eigenstate) we have $\lim_{\beta \rightarrow \infty} \langle \Phi(\beta/2) | Y | \Phi(\beta/2) \rangle = \langle E_1 | Y | E_1 \rangle$, independent of D .

- (2) According to Eq. (A.18), in general the projected state Eq. (A.17) is randomly distributed on a hyper-ellipsoid, not on a hyper-sphere, in the Hilbert space. This suggests that it may be of interest to extend the concept of canonical typicality from states on an hyper-sphere to states on an hyper-ellipsoid by introducing a non-zero inverse temperature beta.

For completeness, we briefly discuss simulation results for the case that we prepare the

Table A.1. Same as Table I except that the composite system $S + E$ is prepared in a random state that is typical for the composite system being in the canonical state at inverse temperature β .

β	b	σ	δ	S_b	S_β	$S_{\tilde{\rho}}$	E_b	E_β	$E_{\tilde{\rho}}$
$J = -0.5, \Delta = 0.2, \Omega = 0.5$									
1	0.976	0.004	0.002	2.671	2.666	2.671	-0.202	-0.208	-0.202
3	2.602	0.025	0.016	2.042	1.838	2.003	-0.557	-0.630	-0.569
6	3.744	0.045	0.077	1.462	0.633	1.210	-0.742	-0.920	-0.799
∞	4.575	0.029	0.132	1.092	0.000	0.673	-0.832	-1.000	-0.908

Table A.2. Same as Table A.1 except that the coupling $\Delta = 0.02$ instead of $\Delta = 0.2$.

β	b	σ	δ	S_b	S_β	$S_{\tilde{\rho}}$	E_b	E_β	$E_{\tilde{\rho}}$
$J = -0.5, \Delta = 0.02, \Omega = 0.5$									
1	0.998	0.003	0.001	2.666	2.666	2.666	-0.207	-0.208	-0.207
6	5.981	0.032	0.020	0.637	0.633	0.573	-0.920	-0.920	-0.928

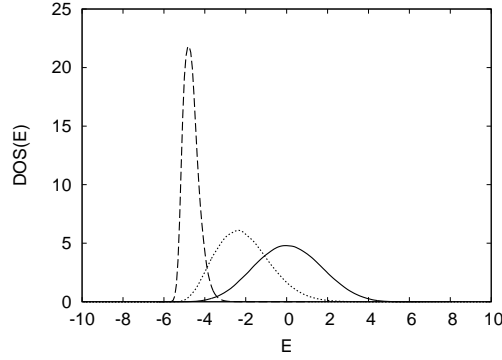


Fig. A.1. Simulation results for the density of states (DOS) of the environment, conditional on the initial state of the environment, for the model parameters of Fig. 3 corresponding to the weak-coupling case. Solid line: $\beta = 1$; Dotted line: $\beta = 3$; Dashed line: $\beta = 6$.

composite system $S + E$, not just the environment E , in a pure state that is typical for the canonical state at a given β , namely

$$|\Psi(0)\rangle = \frac{e^{-\beta H/2}|\Phi\rangle}{\langle\Phi|e^{-\beta H}|\Phi\rangle^{1/2}}, \quad (\text{A}\cdot 20)$$

where H is the Hamiltonian of the composite system, $|\Phi\rangle = \sum_j c_j |\phi_j\rangle$ is a pure state of the composite system, c_j is generated randomly according to the prescription given in Ref.,²⁵⁾ and $\{|\phi_j\rangle\}$ is an orthonormal set of basis states. According to the theoretical analysis presented

earlier in this Appendix, averages taken with this pure state will yield the values that are equal to those taken with respect to the canonical state with temperature $T = 1/\beta$.

Solving the TDSE with the initial state Eq. (A·20) yields results for $\sigma(t)$, $\delta(t)$, $\text{var}(t)$ and $S(t)$ that, up to small fluctuations, are constant in time, apparently consistent with the statement in Ref.¹⁰⁾ that “ $\rho^\Psi(t) \approx \rho_\beta$ even at $t = 0$ for typical wave functions”. This may be taken as an indication that the state Eq. (A·20) is also “typical” in the sense of “canonical typicality”. However, for the same reasons as those given earlier, this conclusion would be incorrect unless $\beta \rightarrow 0$.

Obviously, the nanoscale models that we study are not “thermodynamic” in the usual sense, but the number of states is quite large (Fig. A·1 shows the DOS of $\approx 4 \times 10^6$ states) and it is possible, in principle, to find many (but not macroscopically many) states with energies in a narrow interval such that the DOS in this interval is almost constant. However, this is not sufficient to apply conventional statistical mechanics arguments: What is required is that also the number of particles (22-35 in our work) is large. Otherwise the fluctuations of the energy (which are proportional to the inverse square root of the number of particles) are not small and the equivalence between microcanonical and canonical ensemble is no longer guaranteed.^{1,2)}

Our simulations show that the dependence of $\sigma(t)$, $\delta(t)$, $\text{var}(t)$ and $S(t)$ on β is qualitatively the same as in the case that we use the product state Eq. (4) as the initial state: In all cases considered, the eigenvalues of the reduced density matrix converge to stationary values. For comparison with Table I, in Tables A·1 and A·2 we give the data extracted from the simulations using Eq. (A·20) as the initial state. It is clear that both Tables show the same qualitative features as a function of β . For $\beta = 1$ and $\Delta = 0.02$ our results are in concert with Tasaki’s analytical results⁷⁾ for weak coupling ($\beta\lambda \ll 1$ in the notation of Ref.⁷⁾).

When we prepare the composite system in a pure state that is typical for the canonical state at a given β , the simulation data of $\sigma(t)$, $\delta(t)$, $\text{var}(t)$ and $S(t)$ show very little time-dependence (as discussed above). However, as suggested by the data in Tables A·1 and A·2, the reduced density matrix is not equal to $e^{-\beta H_S} / \text{Tr}_S e^{-\beta H_S}$ but is “renormalized” by the interaction H_{SE} as can be seen by the perturbative treatment that follows.

Up to the second order in the interaction Hamiltonian H_{SE} we have⁵³⁾

$$\begin{aligned}
 e^{-\beta(H_S+H_E+H_{SE})} &= e^{-\beta(H_S+H_E)} - \int_0^\beta dx e^{-(\beta-x)(H_S+H_E)} H_{SE} e^{-x(H_S+H_E)} \\
 &+ \int_0^\beta dx \int_0^x dy e^{-(\beta-x)(H_S+H_E)} H_{SE} e^{-(x-y)(H_S+H_E)} H_{SE} e^{-y(H_S+H_E)} \\
 &+ \mathcal{O}(H_{SE}^3), \tag{A·21}
 \end{aligned}$$

yielding $Z = Z_S Z_E (1 - z_1 + z_2)$ where $Z_S = \mathbf{Tr}_S e^{-\beta H_S}$, $Z_E = \mathbf{Tr}_E e^{-\beta H_E}$,

$$\begin{aligned} z_1 &= \frac{1}{Z_S Z_E} \mathbf{Tr} \int_0^\beta dx e^{-(\beta-x)(H_S+H_E)} H_{SE} e^{-x(H_S+H_E)} \\ &= \frac{\beta}{Z_S Z_E} \mathbf{Tr} e^{-\beta(H_S+H_E)} H_{SE}, \end{aligned} \quad (\text{A}\cdot\text{22})$$

and

$$z_2 = \frac{1}{Z_S Z_E} \mathbf{Tr} \int_0^\beta dx \int_0^x dy e^{-(\beta-x)(H_S+H_E)} H_{SE} e^{-(x-y)(H_S+H_E)} H_{SE} e^{-y(H_S+H_E)}, \quad (\text{A}\cdot\text{23})$$

are the first and second-order correction, respectively. Up to second order in the interaction Hamiltonian H_{SE} , the reduced density matrix therefore reads

$$\begin{aligned} \hat{\rho}(\beta) &= \frac{\mathbf{Tr}_E e^{-\beta(H_S+H_E+H_{SE})}}{\mathbf{Tr}_S \mathbf{Tr}_E e^{-\beta(H_S+H_E+H_{SE})}} = \frac{\mathbf{Tr}_E e^{-\beta(H_S+H_E+H_{SE})}}{Z_S Z_E (1 - z_1 + z_2)} \\ &= \hat{\rho} \left(1 + z_1 - z_2 - \frac{1}{2} z_1^2 - \frac{1 + z_1}{Z_E} \int_0^\beta dx \mathbf{Tr}_E e^{-\beta H_E} e^{x H_S} H_{SE} e^{-x H_S} \right. \\ &\quad \left. + \int_0^\beta dx \int_0^x dy \mathbf{Tr}_E e^{x H_S} e^{-(\beta-x+y) H_E} H_{SE} e^{-(x-y)(H_S+H_E)} H_{SE} e^{-y H_S} \right) \\ &\quad + \mathcal{O}(H_{SE}^3), \end{aligned} \quad (\text{A}\cdot\text{24})$$

showing that in the thermal equilibrium state, due to the interaction, we should expect a deviation from the canonical distribution of the system.

A direct numerical calculation of the various contributions is beyond our current capabilities and we therefore leave this calculation for future research. However, comparing the energy and entropy of the system in the canonical state with the corresponding values obtained from the simulation of the composite system provides some idea of how much the reduced density matrix changes as a result of the interaction H_{SE} . From Table A·1, we conclude that for $\Delta = 0.2$ the differences $|S_\beta - S_{\hat{\rho}}|$ and $|E_\beta - E_{\hat{\rho}}|$ are of the order of 10% or more, except for $\beta = 1$. Hence $\Delta = 0.2$ definitely does not correspond to the case of weak interaction. From Table A·2, it is clear that $\Delta = 0.02$ and $\beta = 1$ correspond to weak interaction between environment and system because $S_\beta \approx S_{\hat{\rho}}$ and $E_\beta \approx E_{\hat{\rho}}$ but for $\beta = 6$, $|S_\beta - S_{\hat{\rho}}|$ is of the order of 10%, hence not small. Thus, we conclude that for both $\Delta = 0.02$ and $\Delta = 0.2$, the effect of the interaction on the reduced density matrix is significant if $\beta = 6$, even if we prepare the composite system in a typical canonical state.

References

- 1) R. Kubo, M. Toda, and N. Hashitsume: *Statistical physics II: Nonequilibrium statistical mechanics* (Springer-Verlag, New York, 1985)
- 2) W. Greiner, L. Neise, and H. Stöcker: *Thermodynamics and statistical mechanics* (Springer-Verlag, New York, 1997)
- 3) E. Schrödinger: *Statistical Thermodynamics* (Cambridge University Press, Cambridge, 1952)
- 4) P. Bocchieri and A. Loinger: Phys. Rev. **114** (1959) 948.
- 5) R. V. Jensen and R. Shankar: Phys. Rev. Lett. **54** (1985) 1879.
- 6) K. Saito, S. Takesue, and S. Miyashita: Phys. Rev. E **54** (1996) 2404.
- 7) H. Tasaki: Phys. Rev. Lett. **80** (1998) 1373.
- 8) J. Gemmer, A. Otte, and G. Mahler: Phys. Rev. Lett. **86** (2001) 1927.
- 9) J. Gemmer and G. Mahler: Eur. Phys. J. B **31** (2003) 249.
- 10) S. Goldstein, J. L. Lebowitz, R. Tumulka, and N. Zanghì: Phys. Rev. Lett. **96** (2006) 050403.
- 11) S. Popescu, A. J. Short, and A. Winter: Nature Phys. **2** (2006) 754.
- 12) J. Gemmer and M. Michel: Eur. Phys. J. B **53** (2006) 517.
- 13) M. A. Cazalilla: Phys. Rev. Lett. **97** (2006) 156403.
- 14) P. Reimann: Phys. Rev. Lett. **99** (2007) 160404.
- 15) M. Rigol, V. Dunjko, V. Yurovsky, and M. Olshanii: Phys. Rev. Lett. **98** (2007) 050405.
- 16) M. Merkli, I. M. Sigal, and G. P. Berman: Phys. Rev. Lett. **98** (2007) 130401.
- 17) M. Eckstein and M. Kollar: Phys. Rev. Lett. **100** (2008) 120404.
- 18) M. Cramer, C. M. Dawson, J. Eisert, and T. J. Osborne: Phys. Rev. Lett. **100** (2008) 030602.
- 19) M. Cramer, A. Flesch, I. P. McCulloch, U. Schollwöck, and J. Eisert: Phys. Rev. Lett. **101** (2008) 063001.
- 20) N. Linden, S. Popescu, A. J. Short, and A. Winter: Phys. Rev. E **79** (2009) 061103.
- 21) J. Cho and M. S. Kim: Phys. Rev. Lett. **104** (2010) 170402.
- 22) S. Genway, A. F. Ho, and D. K. K. Lee: (2010) , arXiv: 1005.4863v1.
- 23) S. Goldstein, J. L. Lebowitz, C. Mastrodonato, R. Tumulka, and N. Zanghì: Phys. Rev. E **81** (2010) 011109.
- 24) P. de Vries and H. De Raedt: Phys. Rev. B. **47** (1993) 7929.
- 25) A. Hams and H. De Raedt: Phys. Rev. E **62** (2000) 4365.
- 26) A. R. Plastino and A. Daffertshofer: Europhys. Lett. **84** (2008) 30006.
- 27) S. Yuan, M. Katsnelson, and H. De Raedt: J. Phys. Soc. Jpn. **78** (2009) 094003.
- 28) S. Yuan, M. Katsnelson, and H. De Raedt: JETP Lett. **84** (2006) 99.
- 29) S. Yuan, M. Katsnelson, and H. De Raedt: Phys. Rev. A **75** (2007) 052109.
- 30) S. Yuan, M. Katsnelson, and H. De Raedt: Phys. Rev. B **77** (2008) 184301.
- 31) J. von Neumann: *Mathematical Foundations of Quantum Mechanics* (Princeton University Press, Princeton, 1955)
- 32) L. E. Ballentine: *Quantum Mechanics: A Modern Development* (World Scientific, Singapore, 2003)
- 33) H. Tal-Ezer and R. Kosloff: J. Chem. Phys. **81** (1984) 3967.
- 34) C. Leforestier, R. Bisseling, C. Cerjan, M. Feit, R. Friesner, A. Guldberg, A. Hammerich, G. Jolicard, W. Karrlein, H.-D. Meyer, N. Lipkin, O. Roncero, and R. Kosloff: J. Comp. Phys. **94** (1991) 59.
- 35) T. Iitaka, S. Nomura, H. Hirayama, X. Zhao, Y. Aoyagi, and T. Sugano: Phys. Rev. E **56** (1997)

- 1222.
- 36) V. Dobrovitski and H. De Raedt: Phys. Rev. E **67** (2003) 056702.
 - 37) G. H. Golub and C. F. Van Loan: *Matrix Computations* (John Hopkins University Press, Baltimore, 1996)
 - 38) L. Van Hove: Physica A **21** (1955) 517.
 - 39) L. Van Hove: Physica A **23** (1957) 441.
 - 40) H. De Raedt and K. Michielsen: Computational Methods for Simulating Quantum Computers *Handbook of Theoretical and Computational Nanotechnology*, ed. M. Rieth and W. Schommers (American Scientific Publishers, Los Angeles, 2006) pp. 2.
 - 41) V. Dobrovitski, H. De Raedt, M. Katsnelson, and B. Harmon: Phys. Rev. Lett. **90** (2003) 210401.
 - 42) A. Melikidze, V. Dobrovitski, H. De Raedt, M. Katsnelson, and B. Harmon: Phys. Rev. B **70** (2004) 014435.
 - 43) H.-P. Breuer, E.-M. Laine, and J. Piilo: Phys. Rev. Lett. **103** (2009) 210401.
 - 44) H.-P. Breuer, E.-M. Laine, and J. Piilo: Phys. Rev. A **81** (2010) 062115.
 - 45) R. Alben, M. Blume, H. Krakauer, and L. Schwartz: Phys. Rev. B **12** (1975) 4090.
 - 46) M. Feit, J. Fleck, and A. Steiger: J. Comput. Phys **47** (1982) 412.
 - 47) H. De Raedt and P. de Vries: Z. Phys. B **77** (1989) 243.
 - 48) T. Kawarabayashi and T. Ohtsuki: Phys. Rev. B **53** (1996) 6975.
 - 49) T. Ohtsuki and T. Kawarabayashi: J. Phys. Soc. Jpn. **66** (1997) 314.
 - 50) T. Iitaka, S. Nomura, H. Hirayama, X. Zhao, and Y. Aoyagi: Phys. Rev. B **56** (1997) 4348.
 - 51) S. Nomura, T. Iitaka, X. Zhao, T. Sugano, and Y. Aoyagi: Phys. Rev. B **59** (1999) 10309.
 - 52) G. R. Grimmet and D. R. Stirzaker: *Probability and Random Processes* (Clarendon Press, Oxford, 1995)
 - 53) S. Mori and S. Miyashita: J. Phys. Soc. Jpn. **77** (2008) 124005.

