

Supersymmetry without prejudice at the LHC

John A. Conley

Physikalisches Institut, Universität Bonn, Nußallee 12, 53113 Bonn, Germany

James S. Gainer

*High Energy Physics Division, Argonne National Laboratory, Argonne, IL 60439
USA and
Department of Physics and Astronomy, Northwestern University, Evanston, IL
60208 USA*

JoAnne L. Hewett, My Phuong Le, Thomas G. Rizzo

*SLAC National Accelerator Laboratory, 2575 Sand Hill Rd., Menlo Park, CA
94025, USA*

ABSTRACT: The discovery and exploration of Supersymmetry in a model-independent fashion will be a daunting task due to the large number of soft-breaking parameters in the MSSM. In this paper, we explore the capability of the ATLAS detector at the LHC ($\sqrt{s} = 14$ TeV, 1 fb^{-1}) to find SUSY within the 19-dimensional pMSSM subspace of the MSSM using their standard transverse missing energy and long-lived particle searches that were essentially designed for mSUGRA. To this end, we employ a set of $\sim 71\text{k}$ previously generated model points in the 19-dimensional parameter space that satisfy all of the existing experimental and theoretical constraints. Employing ATLAS-generated SM backgrounds and following their approach in each of 11 missing energy analyses as closely as possible, we explore all of these 71k model points for a possible SUSY signal. To test our analysis procedure, we first verify that we faithfully reproduce the published ATLAS results for the signal distributions for their benchmark mSUGRA model points. We then show that, requiring all sparticle masses to lie below $1(3)$ TeV, almost all(two-thirds) of the pMSSM model points are discovered with a significance $S > 5$ in at least one of these 11 analyses assuming a 50% systematic error on the SM background. If this systematic error can be reduced to only 20% then this parameter space coverage is increased. These results are indicative that the ATLAS SUSY search strategy is robust under a broad class of Supersymmetric models. We then explore in detail the properties of the kinematically accessible model points which remain unobservable by these search analyses in order to ascertain problematic cases which may arise in general SUSY searches.

Contents

1. Introduction	2
2. Review of Model Generation	3
2.1 Parameter scans	4
2.2 Constraints	5
3. Analysis Procedure for Inclusive SUSY Production at the LHC	9
3.1 Generation of the Signal Events	10
3.2 Analysis Cuts	12
3.3 Statistical Procedure	14
3.4 Comparison with ATLAS Benchmark Models	15
4. Results: ATLAS Inclusive MET Analyses	18
4.1 Global Results	18
4.2 Impact of Background Uncertainties	20
4.3 Properties of Unobservable Models	26
4.4 The Effect of Cuts	36
4.5 Discussion of ‘Difficult’ Models	37
4.6 Classic Decay Modes and the SUSY Mass Scale	44
5. Detector-Stable Sparticles	48
5.1 Criteria for Stability	49
5.2 Detector-Stable Sparticles and R-Hadrons	50
5.3 Detector Stability of Gauginos	51
5.4 Detector Stability of Sfermions	53
5.5 Detector-Stable Sparticle Prospects	55
6. Conclusions	60

1. Introduction

The LHC has recently begun operations, providing our first direct glimpse of the Terascale in a laboratory setting, and new physics discoveries are widely expected. Supersymmetry (SUSY) is one of the most attractive candidates out of a litany of potential theories beyond the Standard Model (SM) as it contains a natural dark matter candidate, addresses the weak hierarchy problem, and provides a framework for unification of the forces [1, 2]. However, evidence for Supersymmetry has yet to be observed [3]; hence it cannot exist in its most fundamental form and must be a broken symmetry. Various mechanisms for the breaking of Supersymmetry have been proposed [4–10], each predicting a characteristic sparticle spectrum leading to distinctive signatures in colliders and other experiments. Of these, gravity mediated Supersymmetry breaking (mSUGRA) is the most often studied; it contains 5 parameters at the unification scale and thus greatly simplifies the exploration of the vast Supersymmetric parameter space. In particular, most searches for Supersymmetry at the Tevatron [11] and the planned search strategies at the LHC [12] have been designed solely in the context of mSUGRA.

The question then arises of how well mSUGRA describes the true breadth of the Minimal Supersymmetric Standard Model (MSSM) and its possible collider signatures. It is well-known [13–15] that the D0 constraints on squark and gluino production do not hold within a broader class of SUSY models and that much lighter sparticles (~ 150 GeV) can easily evade these searches. This poses a potentially worrisome prospect for the LHC search strategies and their effectiveness needs to be checked on an extended class of SUSY models. This provides the motivation for our work.

In particular, we base our analysis on the recent study published by the ATLAS detector collaboration [12]. Here, the collaboration performed an extensive examination of a set of 7 SUSY benchmark points, all of which are based on mSUGRA, and constructed most of their SUSY search analysis suite from these investigations. In this work, we will simulate the ATLAS search analyses, pass an extensive set of broad-based SUSY models through each search channel, and determine their observability. We believe that the results will be indicative of the robustness of the planned ATLAS SUSY search analysis suite. In order to perform this test of the ATLAS searches, we strictly adhere to the analyses as designed by ATLAS, word for word, cut by cut. While numerous, and perhaps improved, SUSY collider search techniques have been discussed in the literature [16, 17], it is not our purpose here to discuss or employ them. Instead, we focus here on the planned searches that will be performed on actual data.

We make use of a recent comprehensive bottom-up exploration of the MSSM performed by Berger *et al.* [13]. In this work, no reference was made to theoretical assumptions at the high scale or to the mechanism of Supersymmetry breaking. The

theoretical assumptions were minimal and included only CP conservation, Minimal Flavor Violation, that the lightest supersymmetric particle (LSP) be identified with the lightest neutralino and be a thermal relic, and that the first and second sfermion generations be degenerate in mass with negligible Yukawa couplings. Enforcing this minimal list of assumptions results in the pMSSM (phenomenological MSSM) with 19 real weak-scale parameters. A scan of 10^7 points in this 19-dimensional parameter space was performed over ranges chosen to ensure large sparticle production cross sections at the LHC. Each model (or point in the 19-dimensional space) was subjected to a global set of constraints from spectrum requirements, electroweak precision data, heavy flavor physics, cosmological considerations, and LEP and Tevatron collider searches. Approximately 70,000 models in the pMSSM scan survived all of the restrictions and were found to be phenomenologically viable. (Interestingly, subjecting the seven ATLAS mSUGRA benchmark points to these same constraints results in only one of the points being consistent with the global data set.) A wide variety of properties and characteristics were found in this model sample, with features that imply a very large range of possible predictions for collider signatures.

Specifically, we set up an analysis for each of the 11 search channels studied in the ATLAS CSC book [12] and ensure that we reproduce the CSC results for each of the ATLAS benchmark points in each channel. We will then run the $\sim 70\text{k}$ pMSSM points of Berger et. al. through each analysis channel and perform a statistical test to ascertain the observability of each model. We will find that several pMSSM models cannot be detected by the ATLAS SUSY analysis suite and we will further examine these special cases and ascertain which characteristics in the sparticle spectrum render them unobservable. In many cases we find that the systematic errors associated with the SM backgrounds are the main cause of the lack of a statistically viable discovery signal and note that a reduction in these errors would greatly improve the likelihood of discovering SUSY. We will also look at a qualitatively different collider signature, that of stable supersymmetric particles. Our model set contains a large number of models with stable sparticles of various identities, and we will evaluate the prospects of observing these stable sparticles at the LHC.

The next section describes the generation of our model set, Section 3 discusses our procedure and analysis set-up, Section 4 contains our main results, Section 5 discusses stable particles in our model set, and our conclusions can be found in Section 6.

2. Review of Model Generation

In this section we provide a brief overview of our previously performed model generation procedure; full details and all original references are given in Refs. [13, 18, 19].

2.1 Parameter scans

In performing our exploration of the 19 soft-breaking parameters of the pMSSM, we first determine the ranges that we scan over for these parameters as well as how their specific values are selected within these ranges. Recall, as discussed above, that these parameters are defined at the TeV scale. In our analysis, we employed two independent scans of the pMSSM parameter space with the ranges being fixed such that large production cross sections for SUSY particles are likely at the 14 TeV LHC. This means that we will have two independent sets of models to examine for LHC SUSY signatures employing the ATLAS analyses. In the model set generated by the first scan, denoted here as the FLAT prior set, 10^7 n-tuples of the (n=)19 parameters were randomly generated, assuming flat priors, where the parameter values were chosen *uniformly* throughout the ranges:

$$\begin{aligned}
 100 \text{ GeV} &\leq m_{\tilde{f}} \leq 1 \text{ TeV} , \\
 50 \text{ GeV} &\leq |M_{1,2}, \mu| \leq 1 \text{ TeV} , \\
 100 \text{ GeV} &\leq M_3 \leq 1 \text{ TeV} , \\
 |A_{b,t,\tau}| &\leq 1 \text{ TeV} , \\
 1 &\leq \tan \beta \leq 50 , \\
 43.5 \text{ GeV} &\leq m_A \leq 1 \text{ TeV} .
 \end{aligned} \tag{2.1}$$

Here the absolute value signs are present to allow the soft-breaking parameters to have arbitrary sign. To generate the models for the second scan, denoted here as the LOG prior set, 2×10^6 n-tuples of the (n=)19 parameters were generated, assuming log priors for (*only*) the mass parameters with the modified ranges:

$$\begin{aligned}
 100 \text{ GeV} &\leq m_{\tilde{f}} \leq 3 \text{ TeV} , \\
 10 \text{ GeV} &\leq |M_{1,2}, \mu| \leq 3 \text{ TeV} , \\
 100 \text{ GeV} &\leq M_3 \leq 3 \text{ TeV} , \\
 10 \text{ GeV} &\leq |A_{b,t,\tau}| \leq 3 \text{ TeV} , \\
 1 &\leq \tan \beta \leq 60 , \\
 43.5 \text{ GeV} &\leq m_A \leq 3 \text{ TeV} .
 \end{aligned} \tag{2.2}$$

It is important to note that the parameter $\tan \beta$, being a dimensionless quantity, is still being scanned in a flat prior manner, unlike the other parameters, when we generate this model set. The expanded parameter range in this case allows for some access to both very light as well as some heavy sparticle states that may only be observed at the SLHC.

The primary goal of this second scan was to compare these results to those of the flat prior study in order to determine the degree that the resulting model properties depend on the scan assumptions and whether any possible bias was introduced. We found that both scans yield qualitatively similar results, but that the detailed predictions in the two cases can be quantitatively different in several aspects. The physical spectra for the particles themselves were generated in all cases using the code SuSpect2.34 [20].

2.2 Constraints

We now turn to a discussion of the theoretical and experimental constraints that we imposed on the set of models generated from these two scans.

Theoretical constraints

The theoretical restrictions we included are standard and were applied while generating the particle spectrum with the SuSpect code: *(i)* the spectrum must be tachyon free, *(ii)* the spectrum cannot lead to color or charge breaking minima, *(iii)* electroweak symmetry breaking must be consistent, and *(iv)* the Higgs potential is bounded from below. Furthermore, we employed the assumption that *(v)* the WIMP LSP is a conventional thermal relic and is identified as the lightest neutralino. We also imposed the requirement of *(vi)* Minimal Flavor Violation (MFV) [21] at the TeV scale to reduce the impact of Supersymmetry on flavor physics. In this case, the SUSY contributions to flavor physics are mostly controlled by the Yukawa couplings and the CKM matrix.

Constraints from precision measurements

We then imposed experimental constraints from precision electroweak observables, flavor physics, astrophysical measurements, and collider searches for SUSY particles. The code micrOMEGAs2.21 [22–26] takes the MSSM spectrum output from SuSpect and implements the restrictions arising from a number of precision and flavor measurements: we required that the precision electroweak constraints obtained via possible shifts in the ρ parameter, $\Delta\rho$, as well as the rare decays $b \rightarrow s\gamma$ and $B_s \rightarrow \mu^+\mu^-$ be consistent with their measured values. Given the current theoretical and experimental uncertainties for the value of the $g - 2$ of the muon, we implemented the loose requirement that $(-10 \leq \Delta(g - 2)_\mu \leq 40) \cdot 10^{-10}$ in our analysis. In addition to these constraints which are essentially built into the micrOMEGAs2.21 code, we demanded consistency with the measured value of the branching fraction for $B \rightarrow \tau\nu$ and required that the ratio of first/second to the third generation squark soft breaking masses (of a given charge and helicity) differ from unity by no more than a factor of ~ 5 to satisfy the bounds from meson-anti-meson mixing.

Dark matter constraints

We employed two constraints that arise from the Dark Matter (DM) sector: first, we required that the calculated DM relic density not exceed the limit obtained from the 5 year WMAP measurement, thus allowing for the possibility that the DM sector consists of multiple components besides the lightest neutralino.¹ Second, we imposed the search constraints from the DM direct detection experiments, allowing for a factor of 4 uncertainty in the calculation of the cross section from possible variations in the input parameters and matrix elements. These calculations were also performed with the micrOMEGAs2.21 code.

Tevatron constraints

Collider searches, of course, play an important role in placing constraints on the pMSSM parameter space. Since the Tevatron searches for SUSY are closer in spirit to the LHC analysis we present below, we discuss them in more detail than the corresponding investigations from LEP. We first consider the restrictions imposed on the squark and gluino sectors arising from the null result of the multijet plus missing energy search performed by D0 [11] that is based on mSUGRA. In our study, we generalized their analysis to render it model independent. For each of our pMSSM models, we computed the NLO SUSY cross sections for squark and gluino production using PROSPINO2.0 [27–32]. The decays for these sparticles were computed via SDECAY/HDECAY (*i.e.*, SUSYHIT1.1) [33] to obtain the relevant decay chains and branching fractions and these results were then passed to PYTHIA6.4 [34] for hadronization and fragmentation. We then used PGS4 [35] to simulate the D0 detector and impose the kinematic cuts for the analysis; PGS4 was tuned to reproduce the results and efficiencies for the three benchmark mSUGRA points employed by D0 in their published multijet study. For an integrated luminosity of 2.1 fb^{-1} , we found that the 95% CL upper limit on the number of signal events from combining all of the production channels was 8.34, where we employed the statistical method of Feldman and Cousins [36]. Models with event rates larger than this were then removed from further consideration. Interestingly, light squarks and gluinos (masses of order 150-200 GeV) with small mass splittings with the LSP survive this analysis [14, 15].

Analogously, we employed constraints from the CDF search for trileptons plus missing energy [37], which we also generalized to the pMSSM using essentially the same method as in the jets plus plus missing energy analysis described above. Here, we employed a CDF tune for PGS4 which we obtained by reproducing the CDF benchmark

¹Note that although we did *not* require the WMAP bound to be saturated this condition is satisfied in a reasonable subset of our resulting models.

point results. We used the leading order cross section together with a universal K-factor of 1.3 to mimic the full NLO cross section. Specifically in this case, we only made use of the ‘3 tight lepton’ analysis from CDF as it is the easiest to implement with PGS4. The 95% CL upper bound on a possible SUSY signal in this channel was then found to be 4.65 events assuming a luminosity of 2.02 fb^{-1} as used in the CDF analysis. Again, pMSSM parameter sets leading to larger event rates were dropped from the remainder of our analysis.

In order to satisfy the large number of stop and bottom searches at the Tevatron [38–42], we simply required that the masses of the lightest stop and sbottom be larger than that of the top quark, $\simeq 175 \text{ GeV}$. However, an examination of the various sparticle spectra *a posteriori* reveals that this cut makes very little impact on our final model set.

Both CDF [43] and D0 [44] have placed limits on the direct production of heavy stable charged particles. In our analysis we employed the stronger D0 constraint which can be taken to have the form $m_{\chi^+} \geq 206|U_{1w}|^2 + 171|U_{1h}|^2 \text{ GeV}$ at 95% CL in the case of chargino production. Here, the matrix U determines the Wino/Higgsino content of the lightest chargino and was used to interpolate between the separate purely Wino or Higgsino results quoted by D0. This resulted in a *very* powerful constraint on the pMSSM since chargino-LSP mass degeneracies are common in our model sample, particularly when the LSP is nearly a pure Wino or Higgsino or a combination of these two cases.

LEP constraints

We imposed a large number of constraints arising from the direct searches for both SUSY partners and the extended MSSM Higgs sector from LEP data. As for the Tevatron, most of the LEP analyses have been carried out in the mSUGRA framework and thus need careful reconsideration when they are extended to cover the more general pMSSM scenario considered here. For brevity, we will only mention the details of a few of these here, with a complete discussion of all these constraints being given in our previous work [13]. Two of these restrictions arise from Z -pole data: (*i*) we required that the Higgs boson as well as all new charged particles have masses in excess of $M_Z/2$ and also that all new (detector) stable charged particles have masses in excess of 100 GeV [45]. Furthermore, (*ii*) we required that Z decays into stable and long-lived neutralinos not contribute more than 2 MeV [46] to the invisible width of the Z boson.²

²We note that for the range of sfermion mass soft breaking parameters we consider, Z decay to pairs of sneutrinos is not kinematically allowed so that this final state cannot contribute in any way to the invisible width.

ALEPH [47] has placed a lower limit of 92 GeV on the light squark masses, assuming that the gluino is more massive than the squarks, via their decay to a jet+LSP (*i.e.*, jet + missing energy) provided that the mass difference between the squark and the LSP (Δm) is ≥ 10 GeV to avoid very soft jets. We employed this constraint directly, including the Δm cut. For light sbottoms, the same sort of decay pattern results in a lower bound of 95 GeV on their mass. Lower bounds have been placed [48] on the masses of right-handed sleptons decaying to leptons plus missing energy of $m \gtrsim 100(95, 90)$ GeV for the selectron(smudon, stau). This is, however, only applicable if the slepton masses are at least a few percent larger than that of the LSP, otherwise the final state leptons will again be too soft. Our analysis allows for the appearance of this small mass gap. These constraints are also applicable to left-handed sleptons provided the corresponding Wino t -channel exchange contribution is not very important, an assumption made in our analysis. An analogous situation applies to chargino production. If the LSP-chargino mass splitting is $\Delta m > 2$ GeV, a direct lower limit of 103 GeV on the chargino mass is obtained from LEP II data. However, if this splitting is $\Delta m < 2$ GeV, the bound degrades to 95 GeV, *provided* that also $\Delta m > 50$ MeV, otherwise the chargino would appear as a stable particle in the detector and would then be excluded by the stable particle searches discussed above. In the case where the lightest chargino is dominantly Wino, this limit is found to be applicable only when the electron sneutrino is more massive than 160 GeV.

For constraints on the Higgs sector, we imposed the five sets of bounds on the MSSM Higgs sector masses and couplings provided by the LEP Higgs Working Group [49]. To do this, we employed the SUSY-HIT routine, recalling that the uncertainty on the calculated mass of the lightest Higgs boson is approximately 3 GeV [50] as determined by SuSpect.

Surviving models

After all of these constraints were imposed, we found that $\sim 68.5 \cdot 10^3$ models out of our original sample of 10^7 pMSSM points in the flat prior set satisfied all of the restrictions. In the log prior sample of $2 \cdot 10^6$ pMSSM points, only $\sim 2.8 \cdot 10^3$ models survived the same constraints. As mentioned above, the properties and characteristics of the surviving sets of models from the two scans are qualitatively similar. We will now examine the production of these $\sim 71.3 \cdot 10^3$ viable pMSSM models at the LHC considering the two model sets independently. We remind the reader that we refer to each of these points in the pMSSM parameter space as a model.

A wide variety of properties and characteristics were found in this 70k model sample. In some instances, surprisingly light sparticles (*e.g.*, ~ 180 GeV squarks and gluinos) are still allowed by the data. The most favored identity of the next-to-lightest

supersymmetric particle (nLSP) was the lightest chargino, followed by the second lightest neutralino. However, ten other sparticles (including the right-handed selectron, the gluino and the up squark) can also play the role of the nLSP with roughly equal probabilities. The mass splitting between the LSP and nLSP, a crucial parameter for collider signals, was found to have a large range spanning seven orders of magnitude from approximately 100 keV to 100's of GeV. Over 1100 distinct classification patterns [51] were found for the content and ordering of the four lightest sparticles in the spectrum. These features imply a very large range of possible predictions for collider signatures within the pMSSM.

3. Analysis Procedure for Inclusive SUSY Production at the LHC

As discussed in the Introduction, the single, most important goal of this study is to explore how well the inclusive SUSY searches formulated by the ATLAS collaboration, designed with mSUGRA in mind, perform when they are applied to the larger and much more general pMSSM parameter space. To that end, we attempt to follow these analyses as presented by ATLAS itself in detail in Ref. [12] as closely as possible. The justification for the choices of specific analysis cuts, the size and nature of SM backgrounds and the associated systematics as well as the use of the statistical tests for discovery employed here are the *same* as those employed by ATLAS and are thus all given and discussed in detail in this reference. These are necessary choices if we are to make a direct comparison to the ATLAS mSUGRA study.

In particular, we examine the eleven search channels as detailed by ATLAS in this reference: at least 4(2) jets + E_T^{miss} [4(2)j0l], at least 4(3,2) jets + exactly one lepton + E_T^{miss} [4(3,2)j1l], opposite-sign dileptons + at least 4 jets + E_T^{miss} [OSDL], same-sign dileptons + at least 4 jets + E_T^{miss} [SSDL], three leptons + at least one jet + E_T^{miss} [3lj], three leptons + E_T^{miss} inclusive [3lm], at least one τ + 4j + E_T^{miss} [τ], and at least 4 jets with at least two b-tags + E_T^{miss} [b]. Here, the term listed in brackets for each channel is the ‘nickname’ that we will use throughout the paper for that analysis. We considered 85 SUSY production processes that contribute to these 11 signatures.

In order to perform our analysis, we must first determine the size and properties of the SM backgrounds to the various analysis signatures listed above. To this end, we obtained more details of the results and distributions for the SM backgrounds that were generated by ATLAS itself and was presented in Ref. [12] from the ATLAS SUSY Group [52]. This essentially allowed us to directly employ the ATLAS computed backgrounds in our analysis and we did not need to generate any of the SM background

ourselves. Provided with these backgrounds we were thus able to perform a better direct comparison of our results with the ATLAS mSUGRA studies and this permitted us to concentrate on generating the expected signal rates for each of these eleven searches for all of the parameter space points in our $\sim 71\text{k}$ pMSSM model sample.

3.1 Generation of the Signal Events

Several steps were employed in the generation of the signal events for the ATLAS search strategies for our set of pMSSM models. First, the SUSY spectra and corresponding sparticle and Higgs boson decay tables were generated using a modified version of SUSY-HIT. As phase space issues can be very important in our model set, due to the large number of sparticle near-degeneracies, our modifications included the incorporation of the light quark (u,d,s,c) and lepton (e and μ) masses in the calculation of branching fractions and lifetimes for the various sparticles. For two body decays, we implemented the expressions for the decay with the masses included, while for three-body decays, we only modified the phase-space cutoff to take into account the mass effects. We note that in the case of the light quarks, the hadronization products of the quarks have significantly higher masses than the corresponding bare masses of the quarks. We therefore included the mass of the lightest meson of the appropriate type in the relevant phase space cut-offs. Since it is not uncommon for the mass splitting between \tilde{b}_1 and the LSP to be below the B meson mass, $\simeq 5.3$ GeV, we also included the 1-loop processes $\tilde{b}_1 \rightarrow (d, s) + \text{LSP}$ in the decay tables. Also, since there are many models that have charginos which are close in mass to the LSP, we included the full expressions for the chargino decays in the $e\nu$, $\mu\nu$, and 1-3 pion plus LSP final states [53, 54]. These were employed for mass splittings below 1 GeV.

We also included CKM-suppressed decays of sbottoms, which, as discussed again later, allowed for the decay of bottom squarks with close mass splittings with the LSP. Another set of modifications was necessary to correctly include four-body final states in the decays of stop squarks with small mass splittings. SUSY-HIT includes formulae for the decay $\tilde{t} \rightarrow \tilde{\chi}_1^0 b f f'$, where f, f' are assumed to be massless fermions. We modified the code to compute the decay width to a specific pair of fermions, including phase-space cutoffs, using the appropriate fermion masses.

In addition, in some cases, the QCD corrections to particular partial widths, most commonly for stop and sbottom decays to Higgs/gauginos and heavy quarks, were turned off as they led to negative branching fractions. This occurred due to a poor choice of scale and/or a lack of resummation of large QCD correction terms. Yet another set of corrections to the decay tables was necessary in order to resolve PYTHIA errors that occurred; see the discussion below for more details.

Next, the NLO cross sections for the ~ 85 SUSY production processes we considered were computed using a modified version of PROSPINOv.2.1 [28–32] that avoided potentially negative K-factors due to sign issues associated with the neutralino masses. This modification is now implemented in the current version of the code. Processes involving τ -sneutrinos or charged Higgs production are not supported by the current version of Prospino, so their K-factors are not included. We note that these processes tend to have very small cross sections at the LHC, so this has a negligible effect on our results. We employed the CTEQ6.6M parton distribution functions [55] when performing these calculations, as well as in our event generation.

PYTHIAv.6.418 was employed for event generation, fragmentation/showering, and hadronization. In order to apply the K-factors calculated with PROSPINO, we generated individual event samples for each of the 85 SUSY production processes and scaled each by its K-factor. In some subset of the models, problems with PYTHIA arose, *e.g.*, it could not handle the final state hadronic fragmentation in the decays of colored sparticles with small mass splittings. To address this, we implemented an additional modification to the decay tables. For any sparticle with an unboosted decay length longer than ~ 20 m, so that it does not decay within the detector, we set the decay width to zero so that PYTHIA treats the sparticle as absolutely stable and does not attempt the decay. In addition, we attempted to force a larger decay width in the case of any colored sparticle with a width less than 1 GeV to alleviate issues with hadronizing long-lived colored states, but this exacerbated the problem and led to more frequent serious PYTHIA errors and so this approach was dropped.

We are left with roughly 1% of our pMSSM model sample where PYTHIA errors occur that are serious enough to lead to a PYSTOP, *i.e.*, a halt in the event generation. In these models, the production cross sections can thus be seriously underestimated. Therefore, in the remainder of this work, these “PYSTOP models” are generally excluded from our results, except where noted otherwise. Note that since this is only a very tiny fraction of the models we consider, dropping this small set has essentially no impact on the results we quote below. This was explicitly verified for all of the ATLAS analyses we consider below for both flat and log prior model samples.

Events were then passed through an ATLAS-tuned version of PGS4 [35] for fast detector simulation, employing the kinematic cuts for the eleven inclusive search analyses described in detail by ATLAS in Ref. [12] and given below. Here, we matched as closely as possible the set of definitions that ATLAS employed [12] for their final state ‘objects’ such as jets, leptons, τ ’s, b ’s and E_T^{miss} . In particular, we replaced the default PGS object isolation routine with an analysis-level routine which mimics as much as possible the published ATLAS object identification and isolation procedure.

3.2 Analysis Cuts

In the interest of completeness, we here provide a list of the full set of kinematic cuts for each analysis channel that we employ as given by ATLAS [12]:

- 4-jet + E_T^{miss} :
 1. At least 4 jets with $p_T > 50$ GeV, at least one of which has $p_T > 100$ GeV.
 2. $E_T^{\text{miss}} > 100$ GeV and $E_T^{\text{miss}} > 0.2M_{\text{eff}}$.
 3. Transverse sphericity $S_T > 0.2$.
 4. $\Delta\phi(\text{jet}_{1,2,3} - E_T^{\text{miss}}) > 0.2$.
 5. Reject events with an e or a μ .
 6. $M_{\text{eff}} > 800$ GeV.
- 2-jet + E_T^{miss} :
 1. At least 2 jets with $p_T > 100$ GeV, at least one of which has $p_T > 150$ GeV.
 2. $E_T^{\text{miss}} > 100$ GeV and $E_T^{\text{miss}} > 0.3M_{\text{eff}}$.
 3. $\Delta\phi(\text{jet}_{1,2} - E_T^{\text{miss}}) > 0.2$.
 4. Reject events with an e or a μ .
 5. $M_{\text{eff}} > 800$ GeV.
- 1 lepton + 4 jets + E_T^{miss} :
 1. Exactly one isolated lepton with $p_T > 20$ GeV.
 2. No additional leptons with $p_T > 10$ GeV.
 3. At least 4 jets with $p_T > 50$ GeV, at least one of which has $p_T > 100$ GeV.
 4. $E_T^{\text{miss}} > 100$ GeV and $E_T^{\text{miss}} > 0.2M_{\text{eff}}$.
 5. Transverse sphericity $S_T > 0.2$.
 6. Transverse mass $M_T > 100$ GeV.
 7. $M_{\text{eff}} > 800$ GeV.
- OSDL + 4 jets + E_T^{miss} :
 1. Exactly two opposite-sign leptons with $p_T > 10$ GeV.
 2. At least 4 jets with $p_T > 50$ GeV, at least one of which has $p_T > 100$ GeV.

3. $E_T^{\text{miss}} > 100$ GeV and $E_T^{\text{miss}} > 0.2M_{\text{eff}}$.
 4. Transverse Sphericity, $S_T > 0.2$.
- Trilepton + jet + E_T^{miss} :
 1. At least three leptons with $p_T > 10$ GeV.
 2. At least 1 jet with $p_T > 200$ GeV.
 - Trilepton + E_T^{miss} :
 1. At least three leptons with $p_T > 10$ GeV.
 2. At least one OSSF dilepton pair with $M > 20$ GeV.
 3. Lepton track isolation: $p_{T,\text{trk}}^{0,2} < 1$ GeV for electrons and < 2 GeV for muons, where $p_{T,\text{trk}}^{0,2}$ is the maximum p_T of any additional track within a $R = 0.2$ cone around the lepton.
 4. $E_T^{\text{miss}} > 30$ GeV.
 5. $M < M_Z - 10$ GeV for any OSSF dilepton pair.
 - τ + jets + E_T^{miss} :
 1. At least 4 jets with $p_T > 50$ GeV, at least one of which has $p_T > 100$ GeV, and at least one τ .
 2. $E_T^{\text{miss}} > 100$ GeV.
 3. $\Delta\phi(\text{jet}_{1,2,3} - E_T^{\text{miss}}) > 0.2$.
 4. No isolated electrons or muons.
 5. At least one τ must have $p_T > 40$ GeV and $|\eta| < 2.5$.
 6. $E_T^{\text{miss}} > 0.2M_{\text{eff}}$.
 7. $M_T > 100$ GeV, where M_T is the transverse mass of the hardest τ and E_T^{miss} .
 - b jets + E_T^{miss} :
 1. At least 4 jets with $p_T > 50$ GeV.
 2. At least one of which has $p_T > 100$ GeV.
 3. $E_T^{\text{miss}} > 100$ GeV.
 4. $E_T^{\text{miss}} > 0.2M_{\text{eff}}$.
 5. Transverse sphericity $S_T > 0.2$.

6. At least 2 jets tagged as b jets.
7. $M_{\text{eff}} > 1000$ GeV.

In addition to the 4j1l analysis we also considered 3(2)j1l analyses where the cut on the leading jet is raised to $p_T > 150$ GeV, the second(and third) jet must have $p_T > 100$ GeV, and the E_T^{miss} cut is harder: $E_T^{\text{miss}} > \max(100 \text{ GeV}, 0.25(0.3)M_{\text{eff}})$.

Furthermore, in addition to the OSDL analysis there is also an SSDL analysis with identical kinematic cuts, except that, of course, the two leptons must have the same charge and they have a somewhat harder cut: $p_T > 20$ GeV. Also in this case, the cut on transverse sphericity is dropped.

3.3 Statistical Procedure

In the analysis below we follow the statistical treatment of signal and backgrounds as employed by ATLAS [12] as closely as possible in determining the significance of the signal over background for each pMSSM model in the eleven different search channels. For completeness, the details of the ATLAS approach that we follow will be given here. To this end, we allowed for a 50% systematic uncertainty in the calculation of both the SM QCD and electroweak backgrounds in order to match the ATLAS analyses. However, we also considered a reduction to the case of 20% systematic errors associated with these SM backgrounds. Such a reduction, as was discussed by ATLAS, may be possible in the future using both the data itself as well as improved theoretical calculations of SM processes. Interestingly, we note that ATLAS found that these SM backgrounds for SUSY are *completely dominated* by contributions from electroweak sources as opposed to those arising from pure QCD. As we will discuss below, the former choice of background uncertainty led to better agreement with the ATLAS results for their mSUGRA benchmark models, but the latter case will be seen to substantially increase the coverage of the pMSSM model parameter space and is something that may be obtainable in the future.

Directly following the ATLAS study, we compute the signal significance as described below. We first total all background and signal events above the M_{eff} cut that is specific to each analysis. We then compute the probability p that the background fluctuates by chance to the total number of measured events or above, assuming that the systematic error on the background is Gaussian and the statistical error is Poissonian. This means

$$p = A \int_0^\infty db G(b; N_b; \delta N_b) \sum_{i=N_{\text{data}}}^\infty \frac{e^{-b} b^i}{i!}, \quad (3.1)$$

where N_b is the number of background events and δN_b is the associated systematic error on this number, while $N_{\text{data}} = N_b + N_{\text{signal}}$ is the total number of events above

the M_{eff} cut. G is a Gaussian distribution and A is a normalization factor ensuring that the probability that the background fluctuates to any nonnegative integer is one; therefore $A = p(N_{\text{data}} = 0)^{-1}$. The significance Z_n , is then given by

$$Z_n = \sqrt{2}\text{erf}^{-1}(1 - 2p) . \quad (3.2)$$

3.4 Comparison with ATLAS Benchmark Models

We must first verify that our analysis for each signature can be trusted. To this end, we determine whether we can reproduce the results [12] obtained by ATLAS for their mSUGRA benchmark points (labeled here as SU1,2,3,4,6,8.1 and 9). For each point, the ATLAS collaboration generated a large number of signal events and scaled to a luminosity of 1 fb^{-1} . We followed a similar approach in making our comparisons, generating 10 fb^{-1} of events for each ATLAS benchmark model and then scaling down to 1 fb^{-1} . Due to computing time restrictions, we put a cap of 10k generated events on any one of the 85 SUSY production processes for each benchmark model. In addition, at least 100 events were generated in every channel in order to properly evaluate potentially small cross sections; these events were then appropriately rescaled.

Here it is important to note that our SUSY signal generation, as described above, necessarily differs in detail from that performed by ATLAS. In contrast to our inclusive SUSY analysis, ATLAS determined their mSUGRA spectra and performed their sparticle decay table calculations using ISASUGRA versions 7.64-7.71. They used PROSPINOv2.0.6 [27–32] and the CTEQ6M parton distribution functions [56] to obtain the NLO results for strong interaction processes, *i.e.*, squark and gluino pair production as well as squark-gluino associated production. NLO corrections were not included for the other channels. Event generation, fragmentation/showering, and hadronization were performed using HERWIG [57–59] and the results were then passed through the full ATLAS GEANT detector simulation.

The results of our comparison benchmark study, as can be seen in Figures 1-3, suggest that we are indeed able to faithfully reproduce those obtained by ATLAS in the case of their mSUGRA benchmark models for all of the various inclusive analyses. The one possible exception occurs in the tails of the M_{eff} distributions, where statistics are poor and large fluctuations are to be expected. This is an important check to perform, and pass, before we embark on computing these signature channels for our large model set.

We should also note that the agreement between our τ analysis results and that of ATLAS is somewhat suspect because of an issue with the PGS4 τ fake rate and efficiency. We find that this fake rate is much higher, and the efficiency much lower, than the values quoted for the ATLAS τ reconstruction algorithm. The agreement

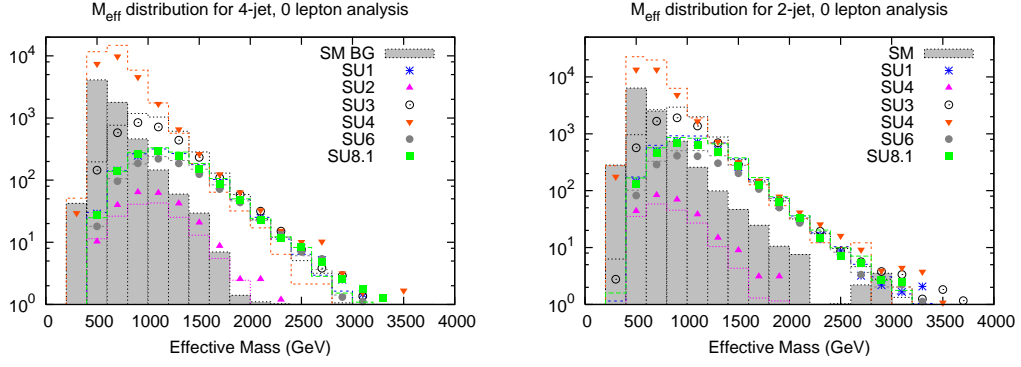


Figure 1: The M_{eff} distribution for the 4(2) jet, 0 lepton analysis on the left(right). The data points represent our analysis, while the color coded lines are the results from the ATLAS study [12].

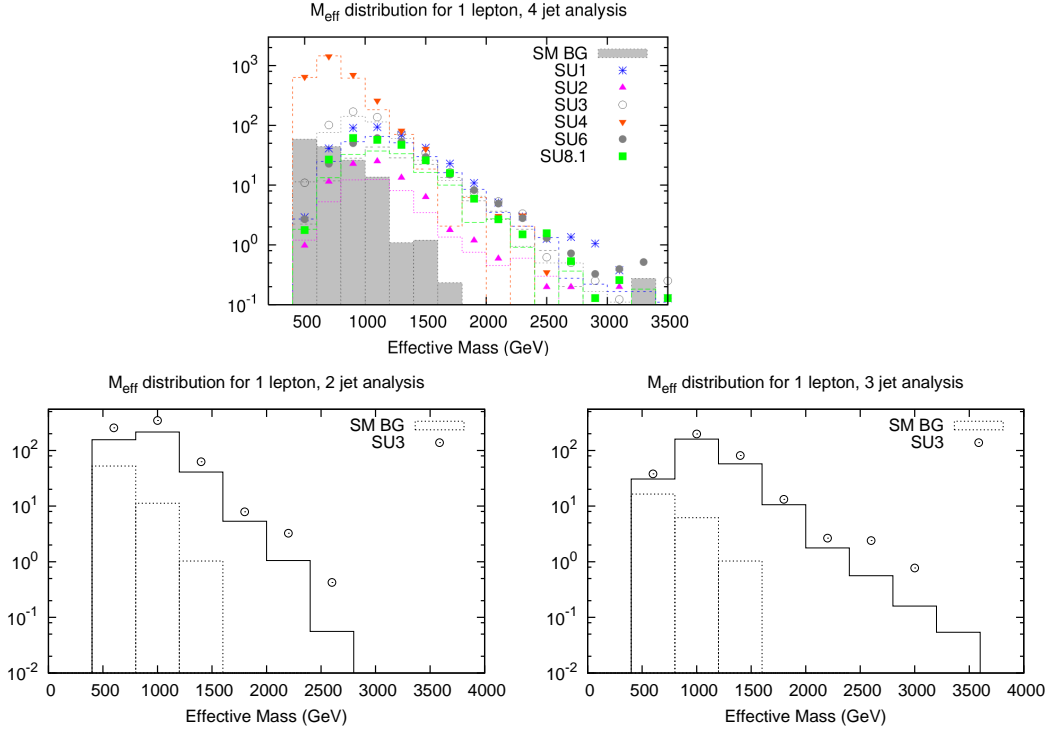


Figure 2: The M_{eff} distribution for the 1 lepton, 4(2,3) jet analysis on the top(bottom left, bottom right). The data points represent our analysis, while the lines are the results from the ATLAS study [12].

between our results and those of ATLAS for this analysis are therefore due to some compensation between these two factors. In what follows, we will generally show results without the τ analysis, as we believe its validity is in question.

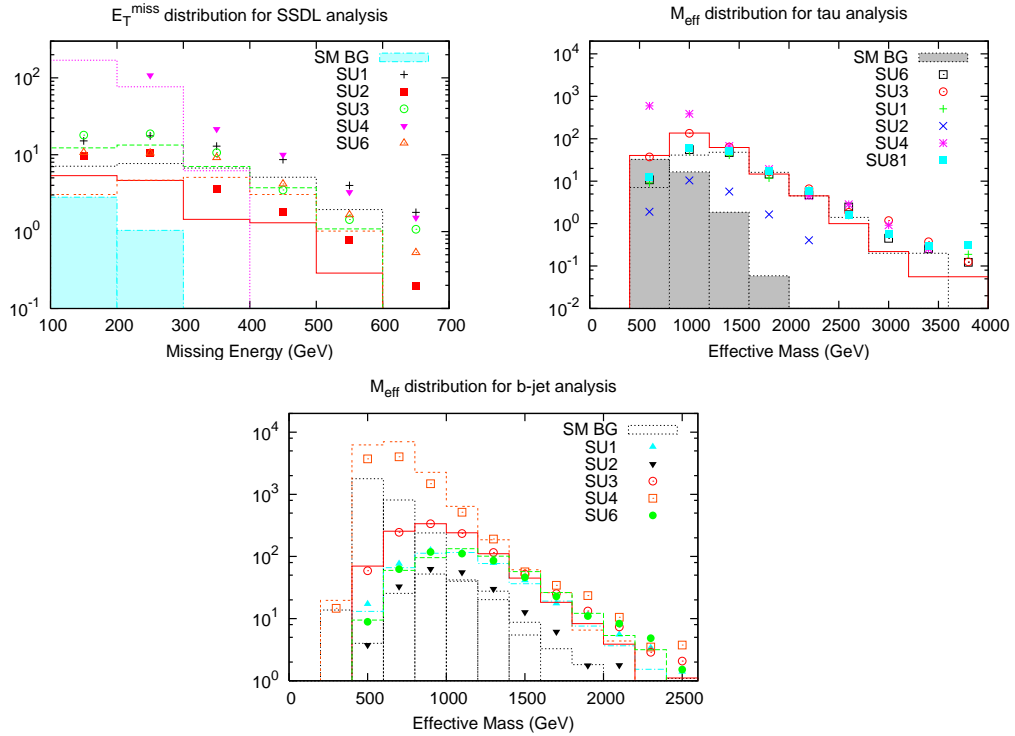


Figure 3: The M_{eff} (E_T^{miss} for SSDL) distribution for the same-sign dilepton (τ, b -jet) analysis on the top (bottom left, bottom right). The data points represent our analysis, while the lines are the results from the ATLAS study [12].

Having verified the reliability of our event generation, detector simulation, and data analysis procedure, the last ingredient to check is the statistical procedure described above. The primary issue is how large a systematic error one should assign to the SM background due to theoretical uncertainties associated with, *e.g.*, higher order perturbative calculations. In [12], ATLAS assigns a 50% error to QCD backgrounds and 20% to electroweak backgrounds, and combines these two errors in quadrature. What is important, however, is that the systematic error represent the true uncertainty in these background predictions at the time of LHC data analysis. It is likely that the theoretical uncertainties on the computation of relevant electroweak backgrounds will continue to be quite high, especially for processes with additional jets, and could easily be of order 50% [60]. We therefore adopt a 50% systematic error on both electroweak and QCD backgrounds as a conservative default assumption for most of our results that follow. In many cases, however, we will also show for comparison the effect of reducing the background systematic error to 20% for both background samples. We will return to this point of discussion in more detail below.

4. Results: ATLAS Inclusive MET Analyses

Now that we have convinced the reader that we can do a reasonable job at reproducing the analyses performed by ATLAS for their mSUGRA benchmark points, we turn to a discussion of the corresponding analyses for our 71k pMSSM model set.

4.1 Global Results

We first consider some global results. The first, and most important, question we address is what fraction of the two pMSSM model sets would be discovered by each of the various inclusive ATLAS analyses assuming an integrated luminosity of 1 fb^{-1} . This will give us a good feel for how good a job the various ATLAS MET analyses, designed for mSUGRA, will do at discovering SUSY in the more general pMSSM parameter space. The answer to this question for both the flat and log prior model samples can be found in Table 1. Note that throughout this paper, when we say a model “passes” a given analysis, we mean the significance S (Z_n in the ATLAS notation) satisfies $S \geq 5$. Similarly, we say the model is missed or ‘fails’ if $S < 5$.

This Table shows us that the ATLAS MET analyses do a very reasonable job at probing the more general pMSSM parameter space and that some searches perform better at this than do others. Specifically, here in this Table we observe a number of interesting results: (i) The ATLAS search capabilities for the flat and log prior samples are different. Clearly, we see that a greater fraction of our pMSSM model points are observable in each of the analyses in the case of flat priors than in the case of log priors; there are two obvious reasons for this result. First, in the case of the log prior sample, the sparticle spectra generally extend out to far larger masses, $\sim 3 \text{ TeV}$, rendering them less kinematically accessible at the LHC. Second, the models generated by the log prior scan tend to have mass spectra which are somewhat compressed, *i.e.*, more sparticles lie in a given mass interval, making it in principle somewhat more difficult to produce trigger particles with sufficient E_T to pass the various analysis cuts. We will discuss this issue further below.

(ii) The (2,4)j0l analyses are, overall, found to be the most powerful of the set of MET analyses in the sense that they lead to a discovery for the greatest fraction of our model points for either prior set. We note that the 4j0l analysis is found to perform only slightly better than the 2j0l one for both sets of priors when the background systematic error is taken to be 50%. This is not overly surprising as ATLAS also found the 4j0l analysis to be the most powerful in the case of mSUGRA [12] at $\sqrt{s} = 14 \text{ TeV}$. In comparison to our results, ATLAS found that for mSUGRA models the reach of the 2j0l analysis was much more degraded with respect to the 4j0l case than that found

here.³

(iii) The (2,3,4)j1l channels do not play as important a role in the present study as they did for ATLAS in their analysis of the mSUGRA parameter space. ATLAS determined that these three searches were all found to give a somewhat comparable discovery reach in their coverage of the $m_0 - m_{1/2}$ plane. Here we see that the (2,3)j1l analyses are the relatively more powerful ones in this set of single lepton searches, but are still somewhat degraded in relative importance in comparison to the coverage provided by the (2,4)j0l channels. Of course, these two classes of signatures provide complementary coverage of most of the model set since the (4,2)j0l search requires the *absence* of leptons.

(iv) The τ analysis appears to provide almost as large a reach as do the (2,4)j0l channels; here we must recall the warning from the previous section that PGS has simultaneously a low τ efficiency and a high fake rate. It is thus likely that the model coverage offered by this channel is somewhat overestimated. However, we note that for large $\tan\beta$, ATLAS found the τ analysis to be a reasonably powerful channel in the case of mSUGRA.

(v) Neither the SSDL nor the OSDL searches do particularly well at detecting many models; this is primarily due to the relatively small number of dilepton final states in our model sample. We will return to this issue further below. The 3lj and 3lm analyses are also seen to provide poor model coverage (as might then be expected due to the low number of final state leptons). The less inclusive 3lj channel appears to do somewhat better than the more inclusive 3lm case, most likely due to reduced SM background.

What are the reasons that the ATLAS SUSY search analysis channels fail to observe the full pMSSM model sample? One reason could be the rather low luminosity, 1 fb^{-1} , assumed in this study. However, recall that we need to overcome not only the possible low statistics available in the signal channel but also the large systematic error associated with the uncertainties in the SM backgrounds. If these are large, as we'll see below is the case for the 4j0l and 2j0l analyses, then increasing the integrated luminosity will actually be of minimal use and in such circumstances it is more important to get a better handle on the size of the backgrounds from either direct measurements or refined

³We remind the reader that these two analyses are not completely mutually exclusive since they are actually requiring *at least* 4j and 2j, respectively. ATLAS typically found that $\sim 35\%$ of their 2j0l sample also appeared in the corresponding 4j0l sample [12].

Analysis	Flat priors	Log priors
4j0l	88.331	48.166
2j0l	87.616	47.391
4j1l	41.731	18.371
3j1l	64.058	36.601
2j1l	62.942	33.498
OSDL	6.0958	3.8434
SSDL	14.774	8.8505
3lj	13.549	8.6389
3lm	2.7406	2.8561
τ	83.510	44.006
b	73.983	42.948

Table 1: The percentage of the pMSSM model set that p flat and log prior model sets. This assumes a systematic background.

theoretical calculations. To address the issue of how useful increasing the integrated luminosity would be for the cases at hand, we display in Table 2 our results (analogous to those in Table 1 above) for an integrated luminosity of 10 fb^{-1} while maintaining a 50% systematic error on the SM backgrounds. Clearly, for all analyses, and for both flat and log priors, the fraction of models that could be discovered increases. However, in most cases this increase is seen to be quite modest (in particular, for the (2,4)j0l channels) compared to what one might expect, although some channels show a more significant improvement than others. Although increased luminosity is always helpful to some extent, many pMSSM models are clearly missed for physics reasons and not just due to insufficient statistics; certainly some of this is due to the large uncertainties in the SM backgrounds.

4.2 Impact of Background Uncertainties

We now further quantify the effect of systematic uncertainties on the observability of a SUSY signal. Figure 4 shows how the significance of several of the ATLAS E_T^{miss} searches will scale (in the Gaussian limit) when the integrated luminosity is increased from 1 fb^{-1} to 10 fb^{-1} as a function of the systematic error on the associated SM backgrounds. Here we see that for channels with large backgrounds, significant improvement in the signal significance is prevented by sizable systematic errors when the luminosity is increased by

a factor of 10, *i.e.*, analyses which have large SM backgrounds lead to searches which are already essentially *systematics dominated* at luminosities of order 1 fb^{-1} . In particular, we note that substantial gains in significance for the (4,2)j0l channel are not possible unless the associated systematic errors are substantially reduced. This is one of the main reasons why a significantly larger fraction of our models are not captured by the most powerful (4,2)j0l analyses when the luminosity is increased. We also see that analyses with lower SM backgrounds, however, are more statistics limited and will find their search reaches improved as the intergrated luminosity increases.

We can understand these results more clearly by examining Table 3 which shows the number of expected background events for each of the MET analyses assuming an integrated luminosity of 1 fb^{-1} . This table also shows the corresponding number of

Analysis	Flat priors	Log priors
4j0l	88.578	48.080
2j0l	87.774	47.378
4j1l	44.885	20.421
3j1l	70.907	45.975
2j1l	68.419	40.473
OSDL	6.6796	4.2467
SSDL	25.518	15.879
3lj	17.361	11.078
3lm	2.9135	2.9542
τ	86.505	45.606
b	76.939	44.572

Table 2: Same as Table 1 but for an integrated lu

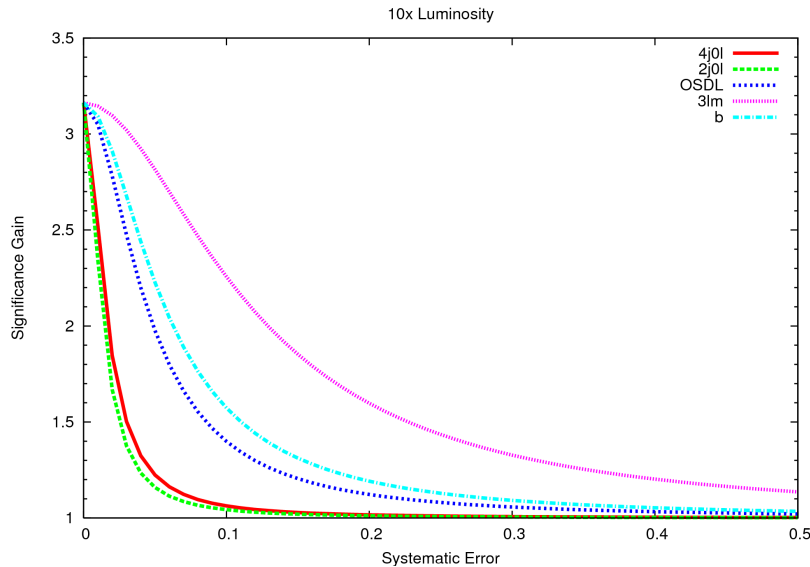


Figure 4: The relative gain in significance due to a tenfold increase in integrated luminosity, as a function of the systematic error (in percent) on the background cross section for several analysis channels. For example, if the gain is ‘2’ then the significance doubles. Here we see that analyses with large SM backgrounds are essentially systematics dominated at 1 fb^{-1} and that there reaches can only be improved significantly by the reduction of the background systematic errors.

signal events required to reach the $S = 5$ level for each channel assuming a systematic error of 50(20)% in the estimation of the associated background. Here we clearly see that channels with a larger number of expected background events benefit the most from a reduction of the corresponding background systematic error, while the reverse is true for analyses with smaller backgrounds.

Correspondingly, the number of signal events required to reach the $S = 5$ level for each of the analyses is shown as a function of the corresponding background systematic error in Fig 5. These results show that a significant gain in the overall model space coverage can likely be obtained through even modest reductions in the background systematic errors.

To further quantify the importance of the background systematic errors in each of the analysis channels, we examine the change in the fraction of pMSSM models that are observable in a given analysis when the systematic uncertainty on the SM background is modified. As discussed in the previous section, in most of the results we present, including those in Tables 1 and 2 above, we have assumed a default 50% systematic uncertainty in both the QCD and electroweak background rates. We now study the effect of reducing the systematic error on these backgrounds to 20%, which may be

Analysis	Background	$S = 5, \delta B = 50\%$	$S = 5, \delta B = 20\%$
4j0l	709	1759	721
2j0l	1206	2778	1129
4j1l	41.6	121	62
3j1l	7.2	44	28
2j1l	18.2	61	36
OSDL	84.7	230	108
SSDL	2.3	17	13
3lj	12	44	28
3lm	72.5	198	94
τ	51	144	72
b	69	178	86

Table 3: Expected number of background events for each of the ATLAS analyses and the corresponding number of events required to observe a signal with $S = 5$ assuming a background uncertainty of either $\delta B = 50\%$ or 20% . The integrated luminosity is taken to be 1 fb^{-1} .

possible using both the data itself as well as by improving theoretical calculations of the SM backgrounds.

The left panel of Figure 6 shows the distribution of the significance variable S across our flat-prior model set for the 4j0l analysis. In this figure, we compare this distribution for different values of the systematic error on the SM background and integrated luminosity. For this analysis we see that increasing the integrated luminosity from 1 fb^{-1} to 10 fb^{-1} has very little effect on this distribution; in particular, the number of pMSSM models for which $S > 5$ hardly changes. On the other hand, reducing the systematic error on the SM background from 50% to 20% shifts the peak in the distribution to much higher values of S , such that many more pMSSM models have $S \geq 5$. Clearly, then, the 4j0l search channel is already systematics-dominated at 1 fb^{-1} , and further theoretical and experimental work on improving the QCD background determination would be extremely fruitful. However, for an analysis with a much smaller number of background events, such as SSDL, we find that a reduction of the systematic error has a smaller impact. In the right panel of Figure 6 we show the significance distribution for the flat prior model set for this analysis with the same four luminosity-error combinations. In this case, one can see that the distribution shifts to higher significance values for 10 fb^{-1} , while a change in the systematic error has relatively little effect on the distribution.

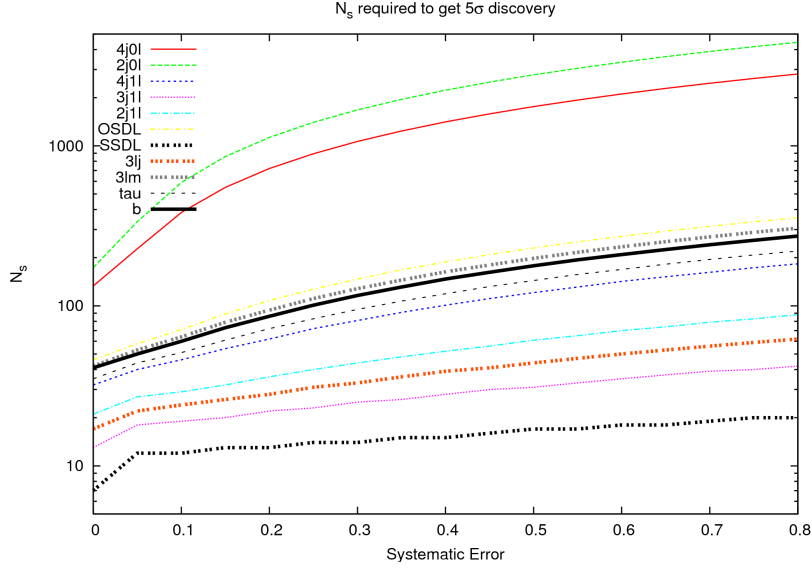


Figure 5: This figure shows how the number of signal events required to reach $S = 5$ changes within each analysis as a function of the assumed systematic uncertainty in the SM background.

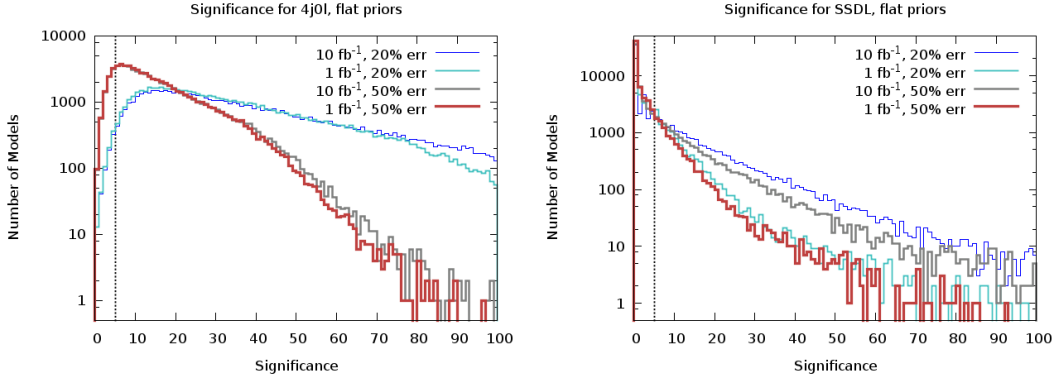


Figure 6: Significance distributions for the 4j0l and SSDL analyses of the flat prior model set for 4 different combinations of integrated luminosity and SM background errors. The dashed vertical line is located at $S = 5$.

We can study the effect of varying the integrated luminosity and systematic error on the remaining analysis channels in the same way. In Table 4, we summarize these results by comparing the fraction of pMSSM models that pass each search analysis for all choices of the luminosity and systematic error. Here we see that, for most analyses, a reduction in the background uncertainty goes much further in increasing our model space coverage than does increased luminosity alone. Clearly, then, many of

Analysis	50% error 1 fb ⁻¹	50% error 10 fb ⁻¹	20% error 1 fb ⁻¹	20% error 10 fb ⁻¹
4j0l	88.331	88.578	98.912	99.014
2j0l	87.616	87.774	98.75	98.802
1l4j	41.731	44.885	56.849	63.045
1l3j	64.058	70.907	69.725	81.111
1l2j	62.942	68.419	70.646	80.641
OSDL	6.0958	6.6796	15.262	18.659
SSDL	14.774	25.518	18.501	32.887
3lj	13.549	17.361	19.293	28.97
3lm	2.7406	2.9135	4.8844	5.8284
tau	83.51	86.505	96.928	98.695
b	73.983	76.939	91.672	94.867

Table 4: The percentage of our pMSSM models that are observable in each analysis for the flat prior model set with both 1 fb⁻¹ and 10 fb⁻¹ of integrated luminosity and both 50% and 20% error assumed for the SM background.

the standard SUSY searches at the LHC are systematics limited.

We now ask the very important question of whether or not our pMSSM models are discovered in one, more than one, or even in multiple, searches. Furthermore, and perhaps even more importantly, we also want to know if there are any pMSSM models which are *missed entirely* by the suite of ATLAS inclusive E_T^{miss} searches. In such cases, though kinematically accessible sparticles are produced at the LHC, they are not discovered by the ATLAS searches. The answers to these questions will give us another good handle on how well the ATLAS E_T^{miss} searches, designed for mSUGRA, will do at covering the much more general pMSSM parameter space. The answers are to be found in Table 5 which shows the results for both flat and log prior model samples and for both integrated luminosities of 1 and 10 fb⁻¹ assuming 50% background uncertainties. We note that the results for both prior sets are substantially different. Specifically, this table shows the fraction of the pMSSM models that have lead to a significance $S \geq 5$ in n different ATLAS analysis channels. For example, we see that for the flat prior model set with a luminosity of 1 fb⁻¹, $\sim 13.2(15.2)\%$ of the models are found by 3(6) different ATLAS analyses. As the integrated luminosity is increased, we see that for both the flat and log prior model sets the fraction of models found by a larger number of analyses increases as one would expect. Perhaps even more interesting, we observe that a respectable fraction of models are missed by *all* of the ATLAS inclusive MET search analyses, even for the larger value of integrated luminosity. Of course, as expected, a higher fraction of models are missed in the log

prior case due to the reasons discussed above, *e.g.*, many of the sparticles may be significantly more massive. Some significant fraction of these models which are missed may be due to the large background systematic errors discussed previously. We note that if we remove the tau signature from this set of inclusive MET analysis channels, the results in the table are not appreciably modified. Why are some models missed by the various analyses and not others? We will return to address this question below as the causes are not always simple and obvious.

Number of analyses	Flat, 1 fb ⁻¹	Flat, 10 fb ⁻¹	Log, 1 fb ⁻¹	Log, 10 fb ⁻¹
0	0.56754	0.36796	31.823	27.024
1	1.3458	0.98841	6.2704	6.5374
2	3.396	2.5141	8.9525	10.072
3	13.175	10.635	11.816	11.098
4	22.014	18.455	16.491	16.344
5	9.5512	10.3	5.6905	6.6135
6	15.227	16.929	6.0529	7.1456
7	20.081	17.697	6.7416	6.1954
8	7.6394	11.75	3.0083	4.371
9	3.9205	6.3569	1.5223	2.6226
10	2.0825	2.7943	1.0511	1.1783
11	1.0013	1.2116	0.57992	0.79818

Table 5: The percentage of models that are observable in n analyses, for each model set, for 1 and 10 fb⁻¹ luminosity assuming a 50% background uncertainty.

It is also of interest to ask ‘if SUSY signatures are found in *only* one of the ATLAS searches, which one is it?’; this can be important for any number of reasons including questions about the strict validity of any given analysis. For example, for the flat prior models with 1 fb⁻¹ of integrated luminosity we find that the 2j0l search is this lone analysis in 75.7%(84.9%) of the cases assuming a SM background uncertainty of 50%(20%) with the b analysis coming in as a distant second at 8.7%(7.5%), respectively. These results are thus seen to be somewhat sensitive to the assumed systematic error on the SM background and are also found to be sensitive to the choice of the flat or log prior set. Detailed answers to this question can be found in Table 6.

We can further quantify the effect of reducing the systematic errors by reproducing Table 5 and taking the systematic error on the SM background to be 20%. This is shown in Table 7. As we can see, this smaller systematic error significantly reduces the number of models that are missed in all of the analyses, *e.g.*, only a relatively small

Analysis	Flat $\delta B = 50\%$	Flat $\delta B = 20\%$	Log $\delta B = 50\%$	Log $\delta B = 20\%$
4j0l	0.43	0	0.56	0
2j0l	75.7	84.6	44.1	59.9
4j1l	0	0	0	0
3j1l	3.4	0	18.4	11.8
2j1l	3.6	5.8	10.6	11.2
OSDL	0	0	0	0
SSDL	0.56	0	0	0
3lj	0.11	0	10.1	9.9
3lm	0	0	0	0
τ	8.0	1.9	3.4	1.3
b	8.7	7.7	12.3	5.9

Table 6: The identity of the single analysis discovering SUSY signals at the $S = 5$ level assuming an integrated luminosity of 1 fb^{-1} . The value shown is the fraction, in percent, of models found by a given analysis.

number of models from the flat prior sample would now remain undiscovered by any analysis. Even the log prior sample experiences a significant reduction in the fraction of models which are missed entirely. To emphasize the power of reduced systematic errors, we compare the number of flat prior models that are missed by all analysis channels with a luminosity of $1(10) \text{ fb}^{-1}$ and a systematic error on the background of 50%, *i.e.*, 369(239), to the case with a 20% systematic error, *i.e.*, 11(4). We conclude that reducing the systematic error is a very powerful way to increase Supersymmetric parameter space coverage.

4.3 Properties of Unobservable Models

These results now suggest the more specific issue of how and why any of the pMSSM models are not observable in the various ATLAS SUSY search analyses. Of course with so many models under discussion finding specific reasons in every case is not possible. However, in the detailed discussion below we will endeavour to find all of the most important culprits which will cover the vast majority of the missed model cases. Since in some cases some subtle issues are involved and the physics is more complex than that encountered in, *e.g.*, mSUGRA models, a thorough discussion of all the issues is mandated.

A useful piece of information in addressing the question of why models are unobservable is what are the various individual SUSY contributions to the the relevant

Number of analyses	Flat, 1 fb ⁻¹	Flat, 10 fb ⁻¹	Log, 1 fb ⁻¹	Log, 10 fb ⁻¹
0	0.016411	0.0059733	18.688	12.629
1	0.077577	0.041813	5.3597	4.1728
2	0.57139	0.22848	7.299	8.1241
3	4.9157	2.5939	9.4147	8.161
4	22.083	13.719	21.791	17.393
5	5.9003	6.0883	6.1707	8.7518
6	11.173	14.751	7.2285	10.377
7	30.085	24.238	11.742	10.487
8	9.4376	13.201	4.5839	8.1241
9	6.051	10.57	2.9619	4.8006
10	6.5538	10.175	2.9267	4.2836
11	3.1359	4.3874	1.8336	2.6957

Table 7: As in Table 5, but now assuming a 20% systematic error on the SM background instead of 50%.

signals for any given analysis. For example, in the conventional mSUGRA scenario, apart from events which originate from hard ISR, the common wisdom is that gluino pair production is almost exclusively the source of the 4j0l signal since the gluinos are usually more massive than the squarks and each gluino essentially decays to the 2j+MET final state. This assumption, *e.g.*, forms the basis of the Tevatron squark and gluino searches discussed above. However, in the pMSSM models we consider here, we find that the situation is far more complicated since the sparticle spectra do not follow any particular pattern. Figure 7 shows the origin of the 4j0l and 2j0l signals for both prior cases. Here we see, *e.g.*, in the flat prior case, that associated squark-gluino production can easily be the major contributor among the various sources for both of these signatures in many of the models. This can easily happen when squarks are more massive than gluinos, which they very often are in this model set. In such a case, gluinos can commonly decay to 2j+MET while squarks will decay to 3j+MET. Note, however, that in the log prior case the fractions of the initial SUSY states contributing to these same signatures is now completely different as, among other reasons, the sparticle spectra are somewhat more compressed. Thus the squark-gluino mass ordering, spectrum degeneracy, the number of steps in the decay cascade, as well as the amount of ISR can all play a role in generating the (4,2)j0l final states.

Perhaps the obvious question to ask about the models which are not found by the ATLAS analyses is ‘how much does the overall SUSY mass scale contribute to

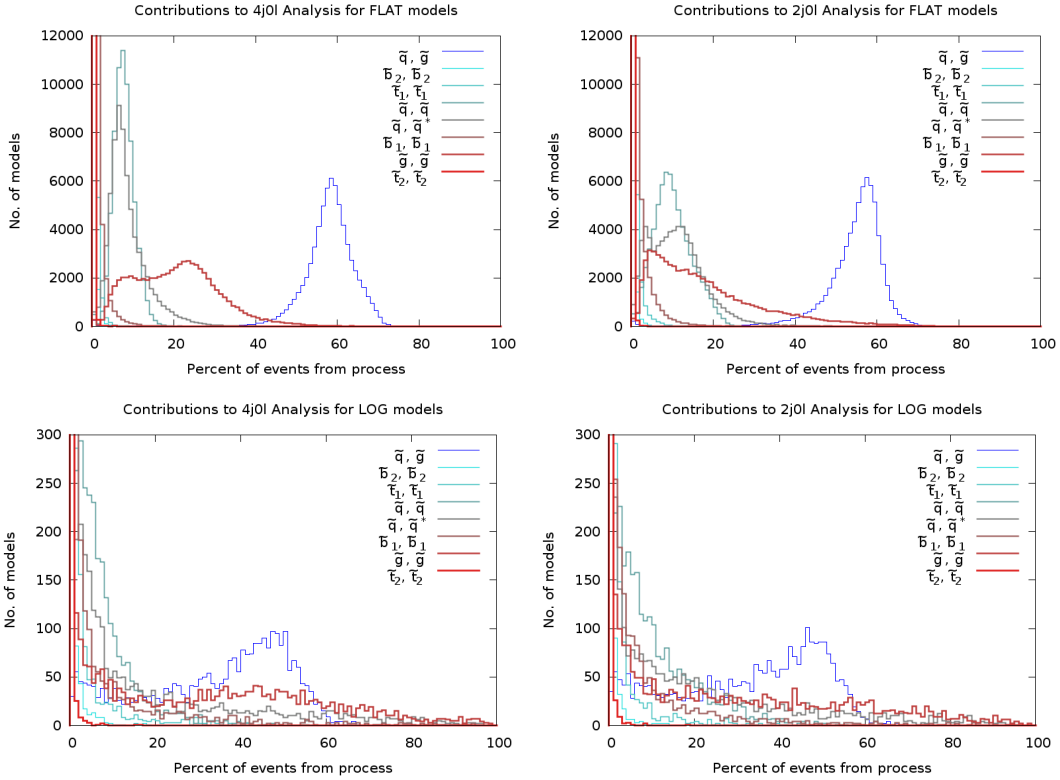


Figure 7: Contributions to the events passing the 4j0l and 2j0l analysis cuts from various SUSY production processes as indicated for both flat and log priors.

preventing these pMSSM models from being found?’ Are, *e.g.*, the gluinos and squarks, which are most commonly at the top of SUSY decay chains, just too heavy to be produced with sufficient rates to yield a viable signal that is large enough to pass selection cuts? As we will see, large squark and/or gluino masses, while playing a role in the signal significances, are not always the most important determining factor as to whether or not a given pMSSM model is discovered. Figures 8, 9 and 10 address this issue for the specific case of the gluino mass, *i.e.*, perhaps if the gluinos are too massive models will be completely missed. In Figures 8 and 9 we see the significance of the 4j0l and 2j0l analyses, respectively, as a function of the gluino mass for both the flat and log prior model sets assuming an integrated luminosity of 1 fb^{-1} and a 50% background systematic. Both analyses show a qualitatively similar behavior. Overall, we see that S tends to decrease as the gluino mass increases. This is not a surprise and is especially noticeable in the log prior case as the gluino mass range extends out to $\sim 3 \text{ TeV}$. We note, however, that for any given value of the gluino mass, the range of values of S can extend over two orders of magnitude, so, clearly, the gluino mass itself is not the

sole determining factor for the overall signal significance. Does this situation change as more luminosity is accumulated? Figure 10 shows how the values of S respond to an increase in the integrated luminosity for the case of flat priors for both the 4j0l and 2j0l channels. We see that there is only a marginal increase in the typical value of S , indicating that increasing the integrated luminosity will not necessarily lead to the analyses capturing all of the missed models; this is as expected from the discussion of the background systematic errors above.

One thing to note about these figures is that there are a number of models whose significance value, S , lies rather close to either side of the $S = 5$ boundary. Clearly for such models variations in the signal generation process, or even statistical fluctuations, may push their significance either below or above this boundary. Thus, these models near the observation boundary may or may not be observable; in this paper we will strictly assume that the resulting values for S as will be seen by ATLAS is exactly as generated here. Another thing to note is the gluino mass reach implied by the log prior results. Here we see that the 2j0l analysis appears to be sensitive to gluino masses even as large as 3 TeV for some pMSSM model cases these models, however, may have lighter squarks which are being observed rather than the heavy gluinos.

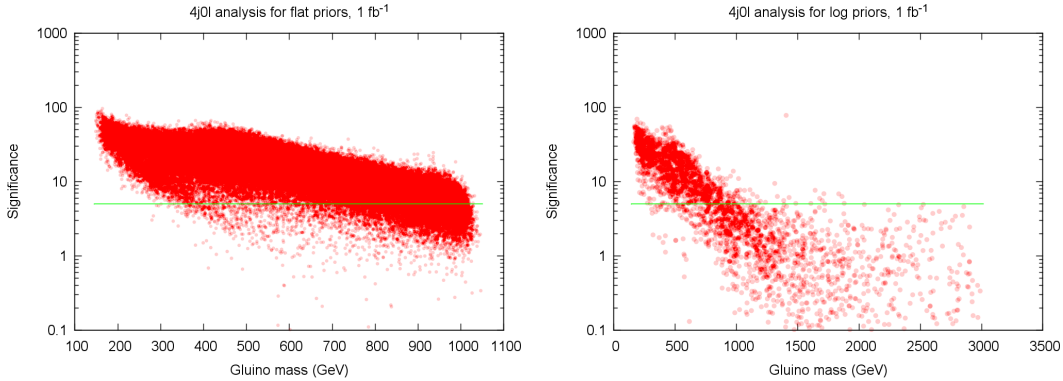


Figure 8: The significance of the 4j0l analysis as a function of gluino mass for the flat(log) prior set in the left(right) panel. The horizontal line denotes $S = 5$.

Does a similar result hold for the squarks? Is the squark mass scale an important factor in model observability? Figure 11(12) shows a comparison of the values of significance, S , for both the 4j0l and 2j0l analyses with flat priors assuming an integrated luminosity of 1 fb^{-1} as a function of the lightest(average) squark mass within the first two squark generations. As anticipated, S in this case shows only a weak decrease as the squarks become more massive. We also see, as was the case for gluinos, that for any particular value of the squark mass, the range of values of S spans more than an order of magnitude. This supports our suspicion that effects other than just the

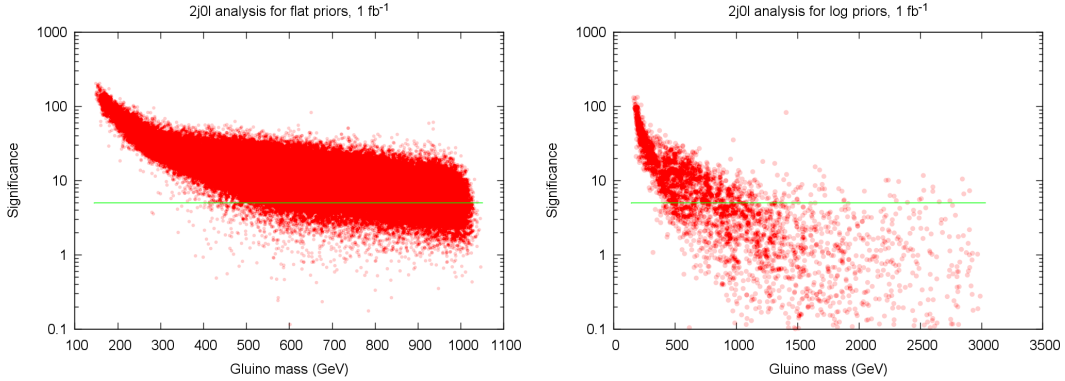


Figure 9: The significance of the 2j0l analysis as a function of gluino mass for the flat(log) prior set in the left(right) panel.

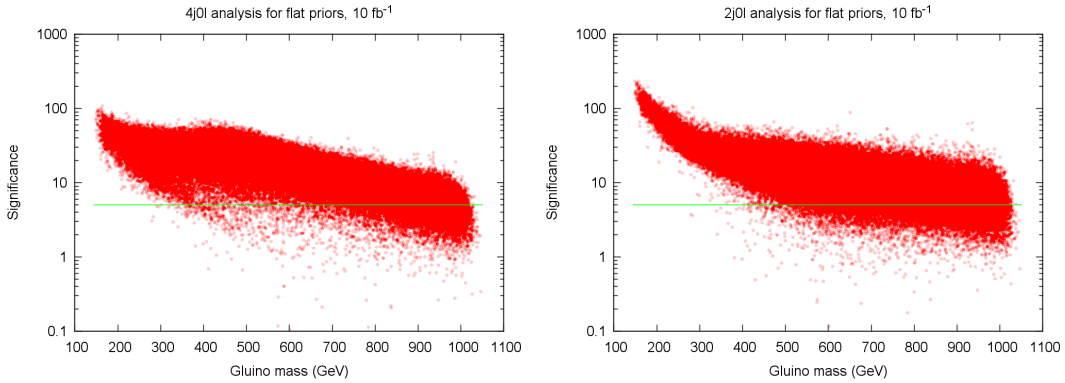


Figure 10: The significance as a function of gluino mass for 10 fb^{-1} luminosity for the 4(2)j0l analysis in the left(right) panel.

overall squark mass scale play a major role in determining the signal significance and in preventing models from being discovered by these analyses.

At this point it is instructive to consider the relative distributions of pMSSM models which are observed (or not) by the 4j0l and 2j0l ATLAS analyses in the gluino mass versus average light squark mass plane. This is relevant as squark and gluino production will generate all of these MET signals. These results are shown for the flat prior model sample with both low and high integrated luminosities in Figures 13 and 14. In these figures, the models that are observable in the respective analyses are represented as green points whereas those that are missed by the analyses are shown in red. Examining these figures we see that most, but not all, of the missed models lie in the upper right-hand corner of this plane where both the squark and gluino masses are large. This is just what we would naively expect since in this case both squark and gluino production

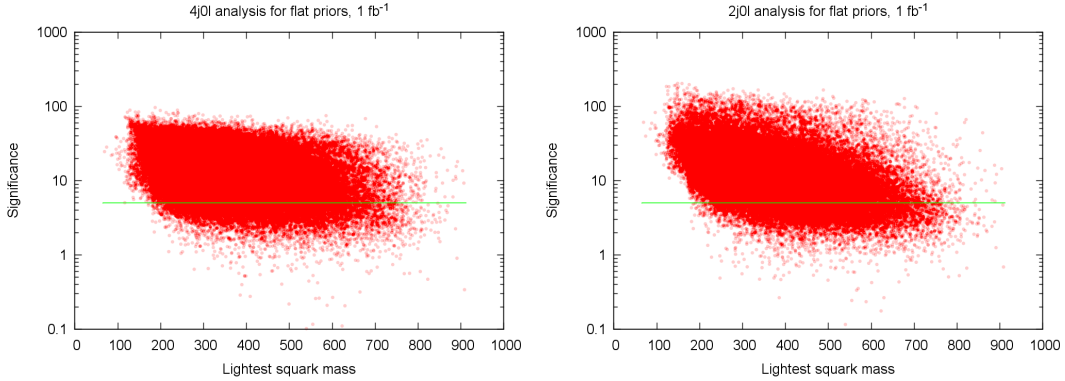


Figure 11: The significance versus the lightest 1st or 2nd generation squark mass for the 4(2)j0l analysis in the left(right) panel.

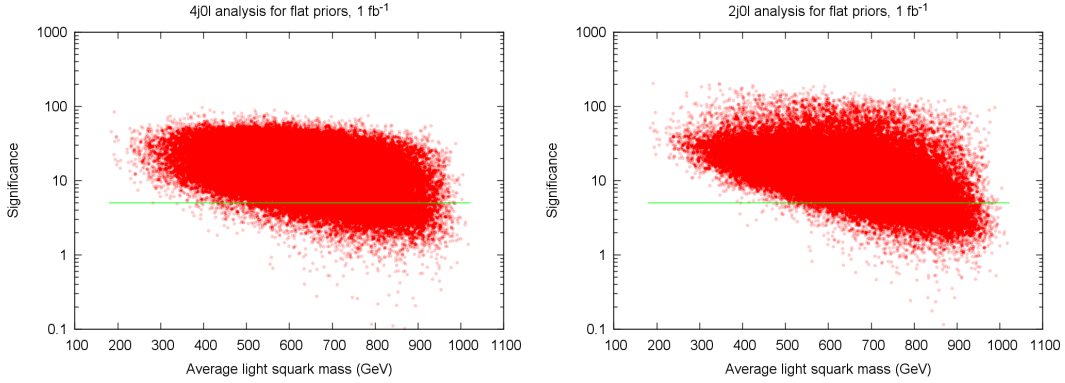


Figure 12: The significance versus the average 1st and 2nd generation squark mass for the 4(2)j0l analysis in the left(right) panel.

would be kinematically suppressed and a smaller number of events would result. It is important to note, however, that there are also a significant number of obviously interesting models that have relatively light squark and gluino masses but which are not detected in either of these analyses. Here we again observe that increasing the integrated luminosity does not particularly help in most of these cases, even those with rather light squark and/or gluino masses due to the large SM background systematic errors.

Interestingly, these figures show, *e.g.*, that a particular pair of models (model numbers 19933 and 53105) have gluino masses below 300 GeV and light squarks and yet they are missed by both the 4j0l and 2j0l analyses. The reason for this is that these models have unusual spectra where the gluinos mostly decay through the \tilde{d}_R which then, in turn, universally decays via $\tilde{\chi}_2^0$ (which is mostly bino in these cases) finally

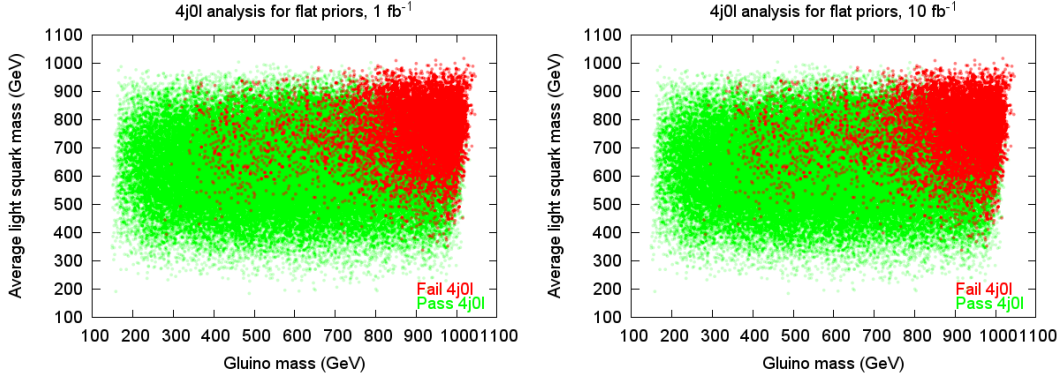


Figure 13: The pMSSM models from the flat prior set in the gluino mass - average 1st and 2nd generation squark mass plane. The models that pass (fail) the 4j0l analysis are shown in green(red). The left(right) panel corresponds to an integrated luminosity of 1(10) fb^{-1} .

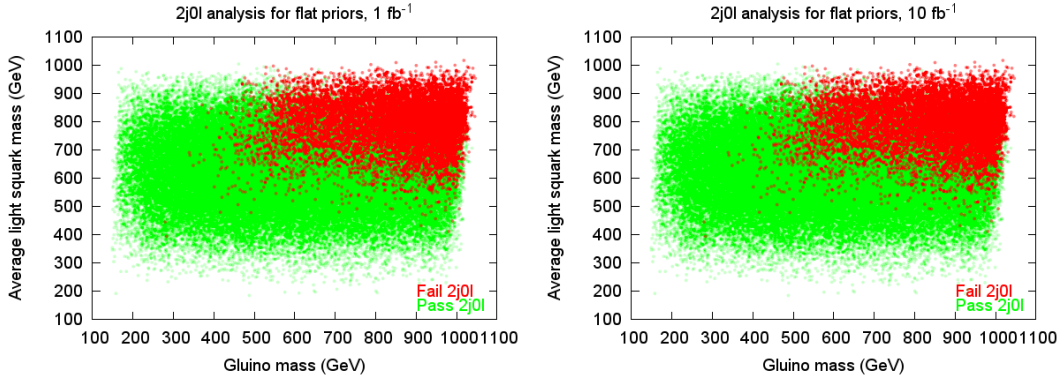


Figure 14: The same as in Figure 13, but for the 2j0l analysis.

yielding the $2jl^+l^- + \text{MET}$ final state. Since leptons essentially must always appear in the cascade decays of these two models, the 4j0l and 2j0l analysis requirement of there being no isolated leptons can never be met. These two models are, however, found to be observable in the lepton plus jets analyses. To see this more clearly, Fig. 15 shows the set of models which fail the 4(2)j0l analyses and *simultaneously* indicates whether or not they pass the corresponding 4(2)j1l analysis. Here we see that the two specific models under discussion, as well as others, which are missed by the 4(2)j0l analyses are indeed subsequently captured by the corresponding leptonic analyses.

As alluded to in the previous section on model generation, many of our models satisfy the Tevatron search constraints even though the squarks and gluinos are fairly light; this occurs when the mass splittings between the squarks and/or gluinos and the

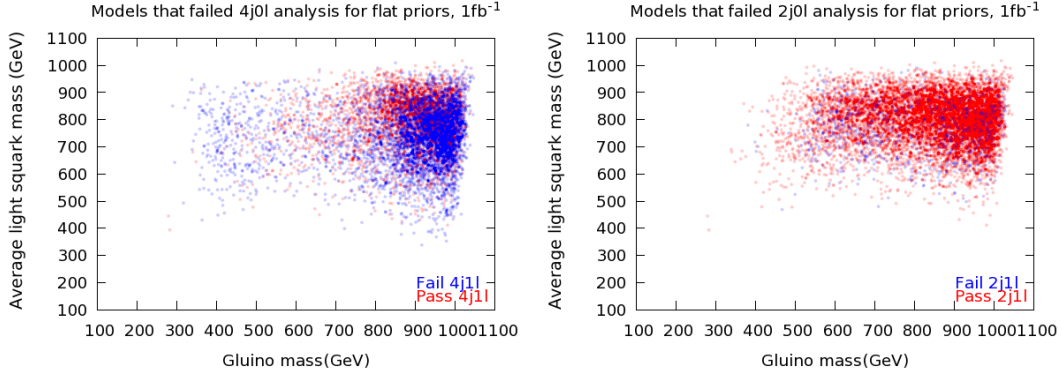


Figure 15: The set of flat prior models that fail the $4(2)j0l$ analyses and whether they are detected or not in the corresponding $4(2)j1l$ analyses.

LSP are relatively small. This configuration easily leads to rather soft jets in the final state and clearly some models will be unobservable in the $(4,2)j0l$ analysis channels at the LHC for the same reasons. To see this, it is worth examining which models pass and fail the $(4,2)j0l$ analyses as the gluino/squark-LSP mass splittings are varied. This is shown for the case of gluinos with flat priors in Figure 16 (always assuming an integrated luminosity of 1 fb^{-1} and 50% systematic background errors). Here we see, particularly in the case of the $4j0l$ channel, that many models with light gluinos which are unobservable have small mass splittings with the LSP, hence producing rather soft jets. This occurs mainly for gluino masses $m_{\tilde{g}} \gtrsim 350$; gluinos lighter than this have large production cross sections associated with hard radiated jets which can compensate for the soft jets in the decay and pass the kinematic cuts for this channel (we note that squark production could also be contributing to this channel). Of course some of these models will again be missed by the $4j0l$ and $2j0l$ analyses due to the presence of high E_T leptons as mentioned above. To see how this impacts us more clearly, Fig. 17 shows the set of flat prior models that are unobservable in *both* of the $4(2)j0l$ analyses as well as the corresponding $4(2)j1l$ analyses in red while the green points label models passing the $S = 5$ significance requirements of *either* analysis. Still, it is clear that many models are unobservable in the $(4,2)j0l$ channel due to the small mass splittings and not due to the presence of leptons.

Figure 18 shows an analogous behavior to that discussed above for gluinos in the case of the lightest first/second generation squark mass splitting with the LSP for both the $4j0l$ and $2j0l$ channels in the flat prior case. As was found for the gluinos, a respectable number of models which fail these analyses are observed to have light squarks with small mass splittings with the LSP leading to soft jets in their decay products. Certainly, a sizable fraction of such models will not be observed in the

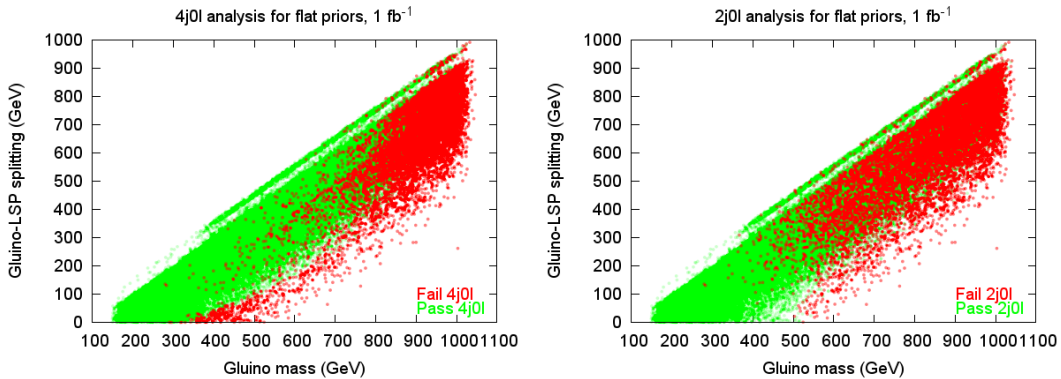


Figure 16: The mass splitting between the gluino and LSP as a function of the gluino mass for the flat prior model sample. The models that pass the 4(2)j0l analysis for 1 fb^{-1} are shown in green, while the ones that fail are displayed in red. The 4(2)j0l channel is shown in the left(right) panel.

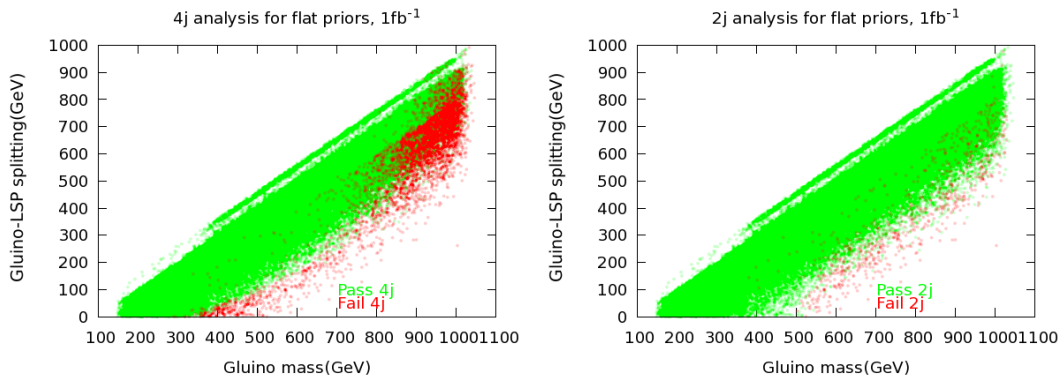


Figure 17: The mass splitting between the gluino and LSP as a function of the gluino mass for the flat prior model sample. The models that fail *both* of the 4(2)j0l and 4(2)j1l analyses in shown in red, while the green points label those models passing *either* analysis. The 4(2)j0l channel is shown in the left(right) panel.

(4,2)j0l analyses for this reason but others again may be missed due to the presence of leptons in their cascade decays as is shown in Fig. 19.

So far we have found three ‘obvious’ reasons why some of our pMSSM model points fail to be observed by the 4j0l/4j1l and 2j0l/2j1l analysis channels: (*i*) low signal cross sections for particular channels which can be correlated with (*ii*) heavy colored states at the top of decay chains causing kinematic suppression or unexpected decay patterns. The fact that these characteristics render the models unobservable can also in large part be attributed to the rather large systematic errors associated with the sizable SM backgrounds in both the 4j0l and 2j0l analyses. As we saw above, a larger systematic

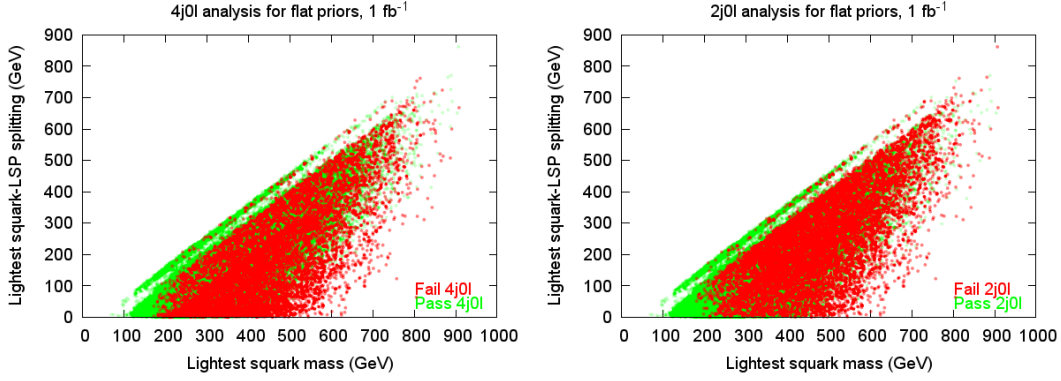


Figure 18: The mass splitting between the lightest first/second generation squark and the LSP as a function of the lightest squark mass for the flat prior model sample. The models that pass the 4(2)j0l analysis for 1 fb^{-1} are shown in green, while the ones that fail are displayed in red. The 4(2)j0l channel is shown in the left(right) panel.

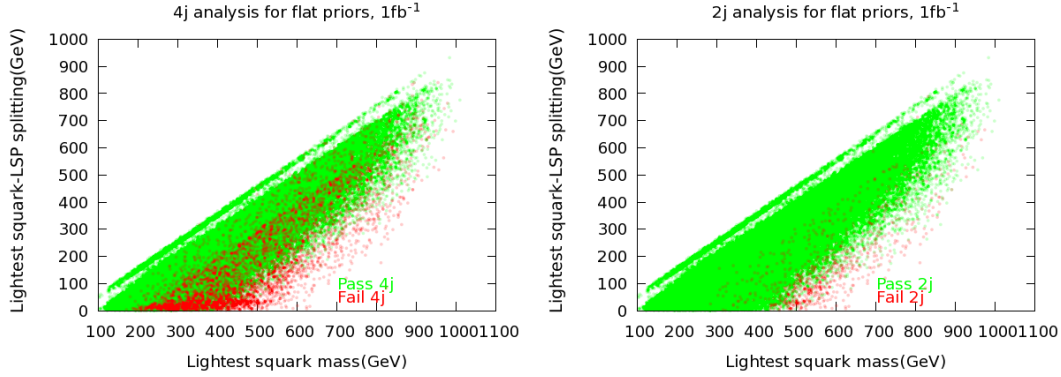


Figure 19: The set of flat prior models failing *both* of the 4(2)j0l and 4(2)j1l analyses are shown in red, while green points label models passing *either* analysis. The results are shown in the plane of the mass splitting between the lightest first/second generation squark and the LSP and the lightest squark mass.

uncertainty associated with the SM background requires a greater number of signal events to reach the $S = 5$ discovery level. The size of this SM background uncertainty was found to play a *major* role in models being missed by the 4j0l and 2j0l analyses. (iii) Furthermore, small mass splittings between the various colored states in the spectrum and the LSP can lead to the production of significantly softer final state objects that have a more difficult time passing the various analysis thresholds.

Let us now turn to other search channels. Figure 20 shows the set of flat prior models that *fail* the 4j1l and 2j1l analyses assuming an integrated luminosity of 1 fb^{-1} and the standard 50% background systematic error. Here we have examined whether a

given model fails because of the jet cut requirements (as in the corresponding 4j0l and 2j0l analyses) or because of the leptonic cuts for these specific analyses. As we would expect, most of the models failing the jet criteria correspond to cases with large squark and/or gluino masses, particularly so for the 4j1l case where the jet requirements are somewhat stronger. For either analysis, however, we see that most of the models are missed due to their failure to pass the leptonic cuts and are observed in the zero lepton channels; in many cases this is simply due to the absence of the required lepton with either sufficient E_T or lack of isolation from the final state jets.

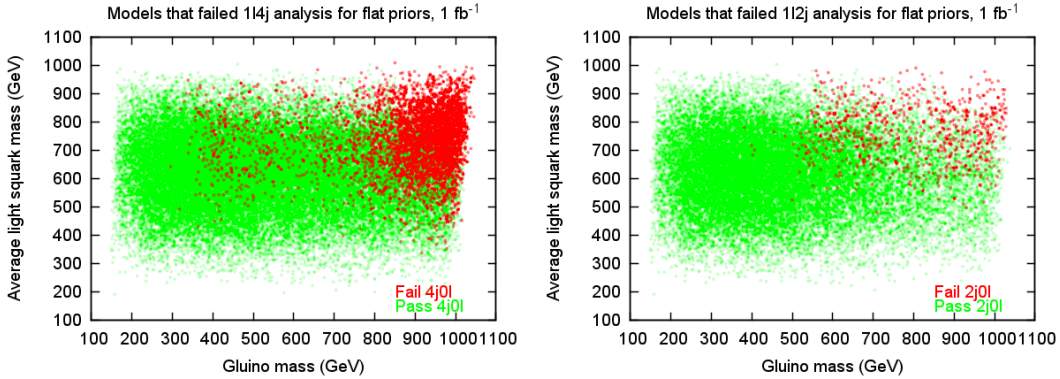


Figure 20: The set of pMSSM models which are unobservable in the 4(2)1l analysis channel in the left(right) panel shown in the plane of the average 1st/2nd generation squark mass and the gluino mass. The models which are observed in the corresponding 4(2)j0l channel are shown in green, while those that fail these analyses are shown in red.

4.4 The Effect of Cuts

It is instructive to consider how our pMSSM model samples ‘respond’ as each of the individual experimental cuts are applied for a given analysis. This provides another direct indicator of why models are observable or not. For each analysis and each model, we keep track of the number of signal events after each cut is applied in sequence. With these event numbers, and the number of background events after all the cuts have been applied, we compute a significance at each step and check if it is greater than 5. Since we compare the number of signal events after each kinematic cut to the number of background events after all cuts (as this is the only result for the background we were provided), this significance is somewhat artificial. Nonetheless it is still illustrative in showing the relative impact of the cuts. Note that for the analyses that have a M_{eff} cut, we apply that cut to the signal at each step, and only consider the effect of the remaining cuts here.

The accompanying Tables 8–18 show the results of these considerations for both the flat and log prior model samples assuming an integrated luminosity of either 1 or 10 fb^{-1} and a 50% systematic error on the SM background as usual. Note that some care must be used in reading these Tables as in many cases the effectiveness of a given cut may strongly depend upon the order in which it has been implemented. Here the cuts are applied in the order as given by the ATLAS SUSY study [12]. The cut numbers listed in the Tables correspond to those in Section 3.2. Further note that the flat and log prior model sets can respond somewhat differently to any particular cut or set of cuts so it is important to study both of these cases separately in what follows.

We see in Tables 8 and 9 that the models easily pass the jet cuts for both the familiar 4j0l and 2j0l searches but requiring the absence of isolated leptons (cuts number 5 and 4, respectively) takes a respectable toll on the fraction of models found. In the 2j0l case, the stronger cut on E_T^{miss} (cut 2) is also seen to lead to a significant weakening in the model space reach. The cut study for the 4(3,2)j1l analysis channels is shown in Table 10(11,12). In all three cases the combined requirements of (only) a single isolated lepton, multiple high E_T jets as well as E_T^{miss} are all seen to lead to significant reductions in the signal events for these separate analyses.

In the case of the OSDL search, as shown in Table 13, the simultaneous requirement of opposite sign dileptons and four hard jets (cuts 1 and 2) eliminates more than $\sim 80\%$ of the model set. In addition, the E_T^{miss} and transverse sphericity cuts (cuts 3 and 4) are seen to reduce the signal further by another factor of $\simeq 2$. In the SSDL analysis shown in Table 14, we again see that the lepton and jet requirements remove almost $\sim 80\%$ of the model set, but here the E_T^{miss} requirements (cut 3) are more easily met in the surviving model subset. For the trilepton analyses, shown in Tables 15 and 16 the 3 lepton requirement alone (cut 1) is seen to eliminate most of flat prior model sample. Requiring an extra high- E_T jet (cut 2) in the 3lj analysis and removing dilepton pair masses near the Z (cut 5) in the 3lm analysis both reduce the number of remaining models to rather small numbers in these channels. For the τ analysis presented in Table 17, the transverse mass cut (cut 7) is seen to be the most restrictive. In the case of the b analysis shown in Table 18, the double b-tagging requirements (cut 6) has by far the most impact.

4.5 Discussion of ‘Difficult’ Models

It is interesting to understand why some specific models are unobservable in *all* of the ATLAS MET search channels. A good sample of such cases to study is provided by the set of 11 models from the flat prior scan that are missed by all of the analysis channels, assuming an integrated luminosity of 1 fb^{-1} with a 20% SM background systematic

Cut	Flat, 1 fb ⁻¹	Flat, 10 fb ⁻¹	Log, 1 fb ⁻¹	Log, 10 fb ⁻¹
4j0l 1	99.724	99.74	70.063	69.756
4j0l 2	98.575	98.623	62.341	62.149
4j0l 3	94.722	94.893	53.032	52.917
4j0l 4	93.361	93.516	51.481	51.256
4j0l 5	88.331	88.578	48.166	48.08

Table 8: The percent of models that pass the 4 jet 0 lepton analysis after each subsequent cut is applied. Note that the background after all cuts is used to determine significance.

Cut	Flat, 1 fb ⁻¹	Flat, 10 fb ⁻¹	Log, 1 fb ⁻¹	Log, 10 fb ⁻¹
2j0l 1	99.485	99.507	68.054	67.651
2j0l 2	95.029	95.109	53.843	53.73
2j0l 3	94.174	94.284	52.151	51.92
2j0l 4	87.616	87.774	47.391	47.378

Table 9: Same as in Table 8 but for the 2 jet 0 lepton analysis channel.

Cut	Flat, 1 fb ⁻¹	Flat, 10 fb ⁻¹	Log, 1 fb ⁻¹	Log, 10 fb ⁻¹
4j1l 1	84.57	86.203	65.303	67.651
4j1l 2	84.119	85.805	64.21	66.617
4j1l 3	69.575	71.657	45.839	48.043
4j1l 4	61.35	63.941	35.226	37.703
4j1l 5	53.349	56.064	27.68	29.874
4j1l 6	41.731	44.885	18.371	20.421

Table 10: Same as Table 8 but for the 4 jet, 1 lepton, analysis channel.

error.⁴ To this end, we display and discuss some of the details of the mass spectra for these 11 specific models. Four of these models (labeled as model number 14602, 43704, 62912, and 63694) are undetected due to the presence of long-lived charginos, resulting in a correspondingly small E_T^{miss} signature (the spectra for the latter three models are shown in Figure 21). Three more models (7888, 17158, and 47787) are unobservable due to their compressed sparticle spectra (the spectrum of one of these is also shown in Figure 21). The remaining four models (5700, 7105, 25692, and 35678) are missed for more subtle reasons described below.

⁴Note that only 4 of these specific models remain undiscovered when the integrated luminosity is increased by a factor of 10.

Cut	Flat, 1 fb ⁻¹	Flat, 10 fb ⁻¹	Log, 1 fb ⁻¹	Log, 10 fb ⁻¹
3j1l 1	97.018	98.813	87.2	92.393
3j1l 2	96.888	98.74	86.848	91.95
3j1l 3	86.937	91.157	73.484	80.096
3j1l 4	79.014	84.358	56.735	66.581
3j1l 5	73.5	79.283	48.131	57.386
3j1l 6	64.058	70.907	36.601	45.975

Table 11: Same as Table 8 but for the 3 jet, 1 lepton, analysis channel.

Cut	Flat, 1 fb ⁻¹	Flat, 10 fb ⁻¹	Log, 1 fb ⁻¹	Log, 10 fb ⁻¹
2j1l 1	92.79	95.365	80.465	84.897
2j1l 2	92.512	95.135	79.69	84.158
2j1l 3	88.778	91.835	75.458	80.133
2j1l 4	81.617	85.552	59.591	66.433
2j1l 5	72.18	76.952	45.98	52.474
2j1l 6	62.942	68.419	33.498	40.473

Table 12: Same as Table 8 but for the 2 jet, 1 lepton, analysis channel.

Cut	Flat, 1 fb ⁻¹	Flat, 10 fb ⁻¹	Log, 1 fb ⁻¹	Log, 10 fb ⁻¹
OSDL 1	49.557	51.343	39.492	40.916
OSDL 2	17.558	18.641	11.354	12.223
OSDL 3	8.1799	8.942	5.0423	5.8346
OSDL 4	6.0958	6.6796	3.8434	4.2467

Table 13: Same as Table 8 but for the OSDL analysis channel.

One way to better understand why a specific model is unobservable is to try to find a ‘sister’ model (or models) within our pMSSM set that has as similar spectra as possible to the missed model and yet is observable in at least one of the ATLAS MET analyses. Comparisons between the failed and passed models may then reveal the underlying cause that renders the model to be undiscoverable. Model 14602 provides a good example of this approach and Figure 22 compares the spectrum of this model and its sister, 43001. Both of these models have qualitatively similar cross sections for the production of squarks and gluinos which initiate the long decay cascades. However, a side-by-side comparison of these two models shows that 14602 has consistently lower values of S for each of the analyses and yet both models have similar preselection jet and lepton spectra as well as having long-lived charginos (which are Higgsino-like and

Cut	Flat, 1 fb ⁻¹	Flat, 10 fb ⁻¹	Log, 1 fb ⁻¹	Log, 10 fb ⁻¹
SSDL 1	40.204	50.761	26.869	38.368
SSDL 2	21.331	31.97	13.681	21.233
SSDL 3	14.774	25.518	8.8505	15.879

Table 14: Same as Table 8 but for the SSDL analysis channel.

Cut	Flat, 1 fb ⁻¹	Flat, 10 fb ⁻¹	Log, 1 fb ⁻¹	Log, 10 fb ⁻¹
3lj 1	24.228	29.156	19.394	23.708
3lj 2	13.549	17.361	8.6389	11.078

Table 15: Same as Table 8 but for the trilepton + jet analysis channel.

Cut	Flat, 1 fb ⁻¹	Flat, 10 fb ⁻¹	Log, 1 fb ⁻¹	Log, 10 fb ⁻¹
3lm 1	7.5996	8.1386	6.488	7.127
3lm 2	6.6299	7.0141	5.5712	6.2777
3lm 3	6.6299	7.0141	5.5712	6.2777
3lm 4	6.4106	6.8424	5.2186	5.6499
3lm 5	2.7406	2.9135	2.8561	2.9542

Table 16: Same as Table 8 but for the trilepton + missing energy analysis channel.

Wino-like, respectively).

The only significant difference between the two models is in their preselection E_T^{miss} distributions as can be seen in Figure 23. Here we see that this distribution peaks at much lower values for model 14602 and has a correspondingly diminished high energy tail in comparison to model 43001. Due to the presence of large branching fractions in the gluino cascades that lead to a stable chargino in model 14602, there is insufficient E_T^{miss} to pass the ATLAS analysis cuts. This is related to the suppressed couplings of the first and second generation squarks to light Higgsinos. However, model 14602, with 20% background systematics, has reasonable values of S in some of the search analyses and a factor of 10 or so increase in the integrated luminosity allows this model to be discovered in the 3j1l, τ and b channels. The corresponding examination of the other 3 models with long-lived charginos yields somewhat similar results.

Undiscovered models 7888 and 47787, as well as their discovered co-sister 42790 (Figure 24), all show a relatively heavy and compressed sparticle spectrum except that the gluino is slightly more massive and well-separated from the squarks in model 42790 and the squarks are more degenerate with the LSP for the two undetected models. Interestingly, the missed models both have larger cross sections for squark and gluino

Cut	Flat, 1 fb ⁻¹	Flat, 10 fb ⁻¹	Log, 1 fb ⁻¹	Log, 10 fb ⁻¹
tau 1	99.976	99.985	81.382	82.386
tau 2	99.969	99.981	79.795	80.945
tau 3	99.949	99.97	78.597	79.394
tau 4	99.739	99.827	75.141	76.551
tau 5	95.99	96.913	59.379	61.263
tau 6	90.925	92.913	51.516	53.102
tau 7	83.51	86.505	44.006	45.606

Table 17: Same as Table 8 but for the τ analysis channel.

Cut	Flat, 1 fb ⁻¹	Flat, 10 fb ⁻¹	Log, 1 fb ⁻¹	Log, 10 fb ⁻¹
b 1	100	100	94.958	95.458
b 2	100	100	94.958	95.458
b 3	100	100	94.781	95.052
b 4	100	100	92.63	92.947
b 5	100	100	89.598	90.251
b 6	73.983	76.939	42.948	44.572

Table 18: Same as Table 8 but for the b jet analysis channel.

production (due to their lighter gluinos) than does their sister model by over a factor of 2. Thus the initial, pre-cut event rates for the missed model are not an issue here. However, the larger gluino-squark mass splitting for model 42790 allows for a higher p_T jet from the decay $\tilde{g} \rightarrow \tilde{q} + j$ than do the two missed models and so it is found by the 2j0l analysis. The degeneracy of the squarks with the LSP makes it difficult for any of these models to generate additional high p_T jets. Nonetheless, model 7888 would pass the 2j0l analysis at 10 times higher integrated luminosity. In addition, model 17158 is seen to have a very massive and highly compressed spectrum and fails the MET searches for qualitatively similar reasons.

The remaining undetected models are somewhat more difficult to analyze. Model 5700 (with its sister model 28575 shown in Figure 25) is the most straightforward case to study and the gluino is sandwiched between the squarks in the mass spectrum. The resulting mass splitting between the heavier $\tilde{u}_{L(R)}$ and the gluino is only about half of that of the sister model. The essential difference between these two models is the placement of the lightest squark in the spectrum and the relative splittings between this squark, the gluino, and the LSP. The model cannot produce 3rd or 4th jets with sufficient E_T to pass the 4j0l selection. Note that the splittings are somewhat larger for

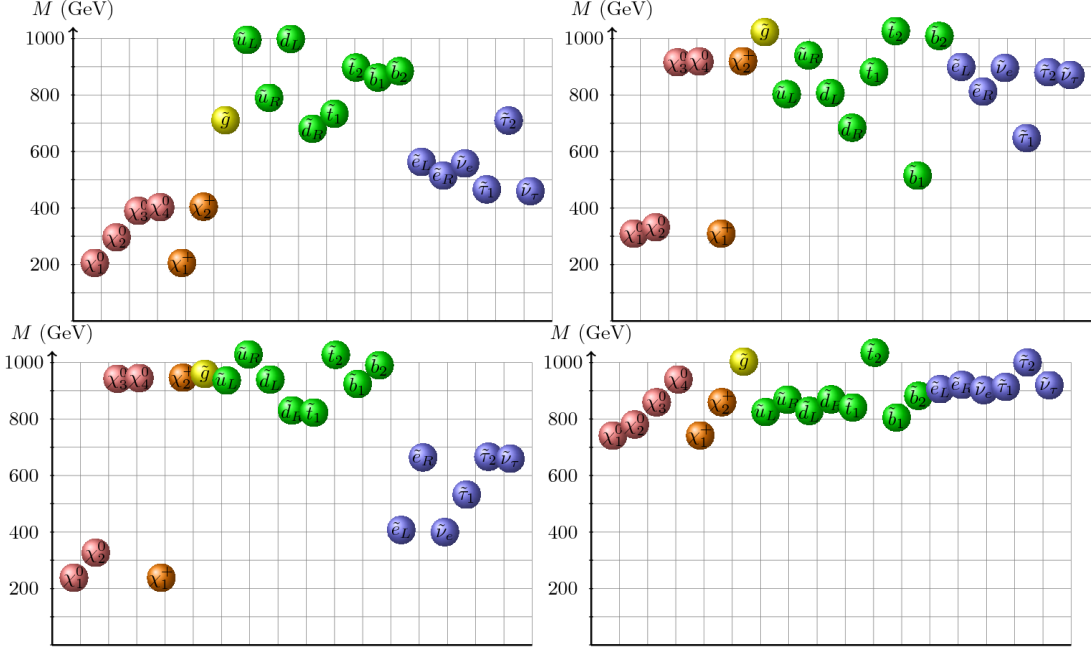


Figure 21: The spectra for four of the eleven models that are unobservable in all analysis channels. The first three (from left to right, top to bottom: 43704, 62912, and 63694) are missed due to the presence of long-lived charginos, while the last (bottom right: 17158) is missed due to a compressed spectrum. The colored balls represent masses for (left to right) $\tilde{\chi}_1^0, \tilde{\chi}_2^0, \tilde{\chi}_3^0, \tilde{\chi}_4^0, \tilde{\chi}_1^+, \tilde{\chi}_2^+, \tilde{g}, \tilde{u}_L, \tilde{u}_R, \tilde{d}_L, \tilde{d}_R, \tilde{t}_1, \tilde{t}_2, \tilde{b}_1, \tilde{b}_2, \tilde{e}_L, \tilde{e}_R, \tilde{\nu}_e, \tilde{\tau}_1, \tilde{\tau}_2, \tilde{\nu}_\tau$.

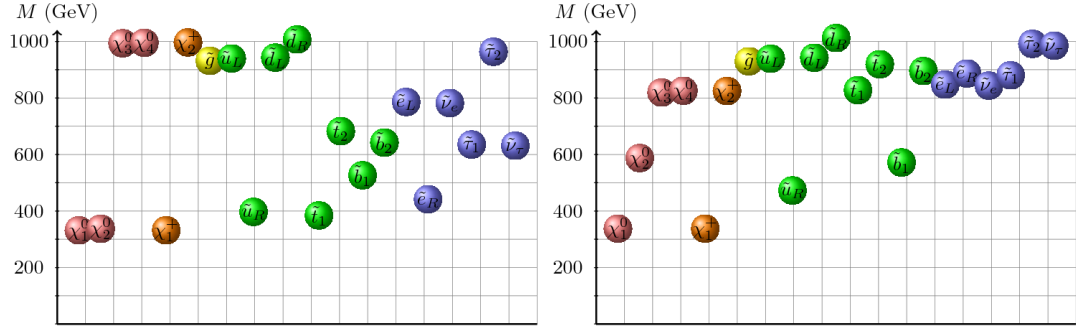


Figure 22: A comparison of the spectra of sister models 14602 (left) and 43001 (right).

the sister model. In addition, the sister sparticle spectrum makes the decay products arising from stop and sbottom production easier to observe. This is another case where a luminosity increase to 10 fb^{-1} leads to a discovery for a missed model.

Comparing the undetected model 25692 with its sister 1446 (see Figure 26), we see that the squarks are somewhat lighter in the sister case allowing for both larger

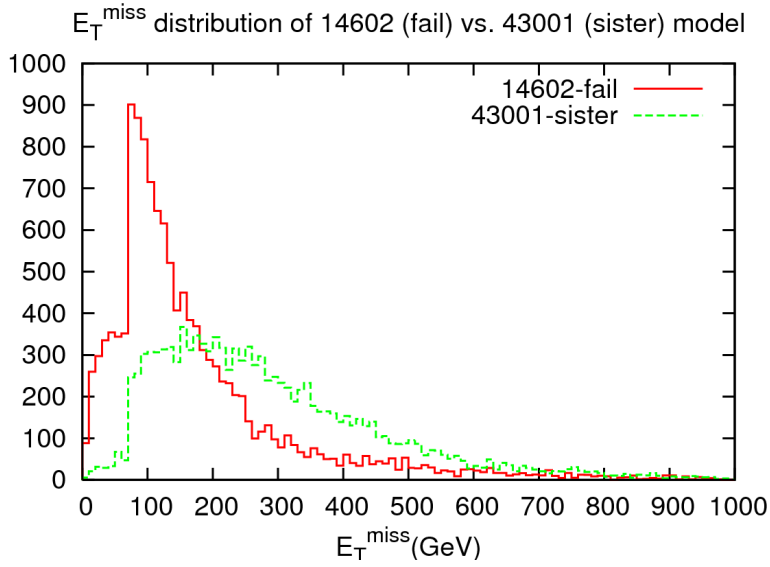


Figure 23: A comparison of the E_T^{miss} distributions of model 14062 and its sister 43001.

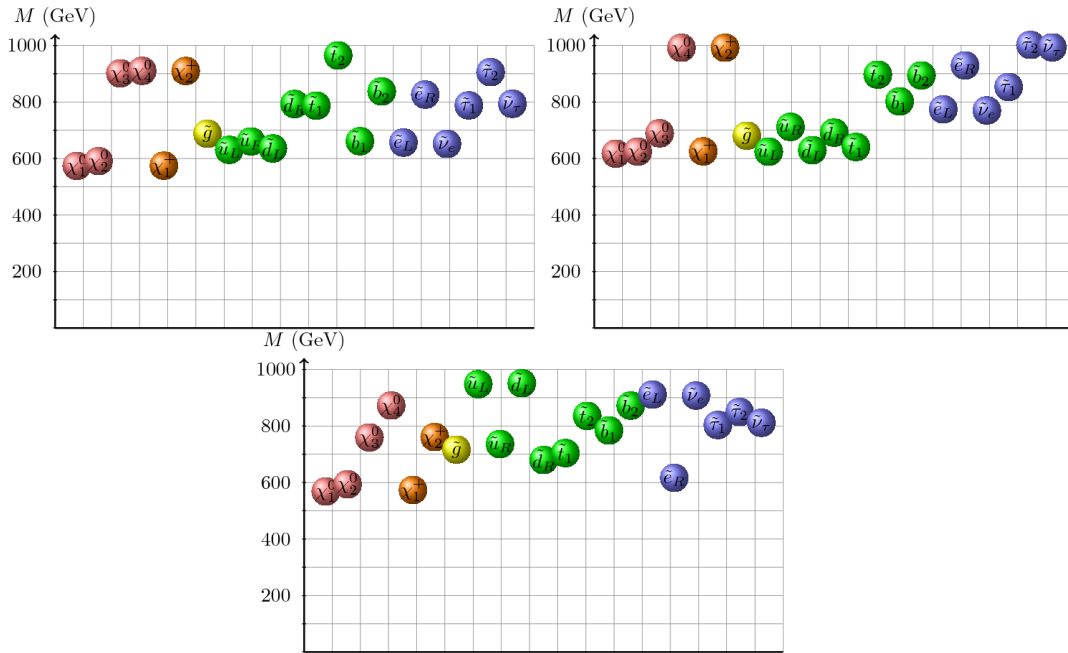


Figure 24: A comparison of the spectra of models 7888 (top left) and 47787 (top right) with their sister 42790 (bottom).

production cross sections as well as more gluino decay modes with larger branching fractions into final states that can populate the 2j0l channel. We find that increased luminosity would be useful in this case as well.

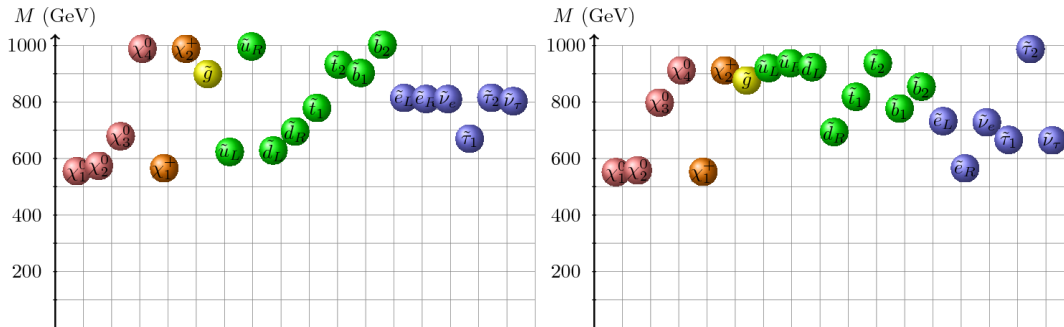


Figure 25: A comparison of the spectra of sister models 5700 (left) and 28575 (right).

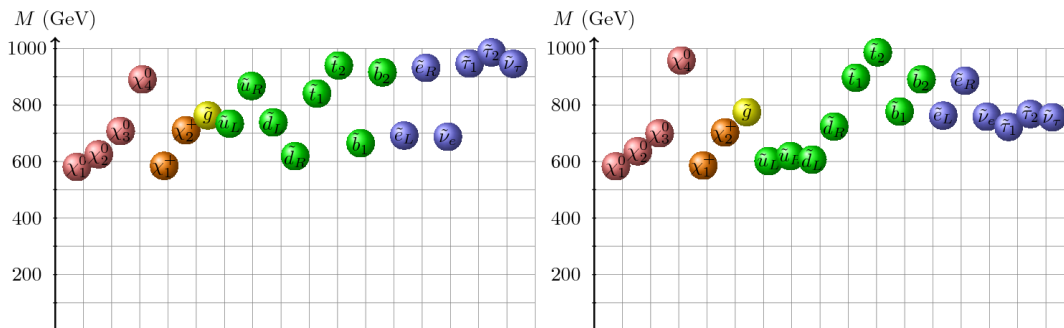


Figure 26: A comparison of the spectra of sister models 25962 (left) and 1446 (right).

For model 35678 and its sister model 9396, shown in Figure 27, the electroweak gaugino sectors are almost identical. However, the gluino is heavier than all the first- and second-generation squarks in the sister case while the $(\tilde{u}_L, \tilde{d}_L)$ are heavier than the gluino for model 35678. The lighter slepton spectrum in the sister model allows for an enhancement in the number of high p_T leptons produced so that this model can be found in the lepton plus jets channels (but does not do as well in the 4(2)j0l analyses as does 35678). Both the 4(2)j0l analyses would allow model 35678 to be discovered with an integrated luminosity of 10 fb^{-1} .

Model 7105 has a sister model 53923 whose spectrum is shown in Figure 28; the sister has somewhat larger gluino and squark production rates. This sister model also has lighter sleptons which produce a larger fraction of final states with higher E_T leptons. Both models are found to fail the 4j0l analysis yet the sister model passes the 2j0l channel. It has a higher amount of E_T^{miss} since all the squarks are lighter than the gluino and have substantial branching fractions into the LSP. Increased luminosity would be useful in this case as well.

4.6 Classic Decay Modes and the SUSY Mass Scale

There are a number of other interesting questions that we can address with this large

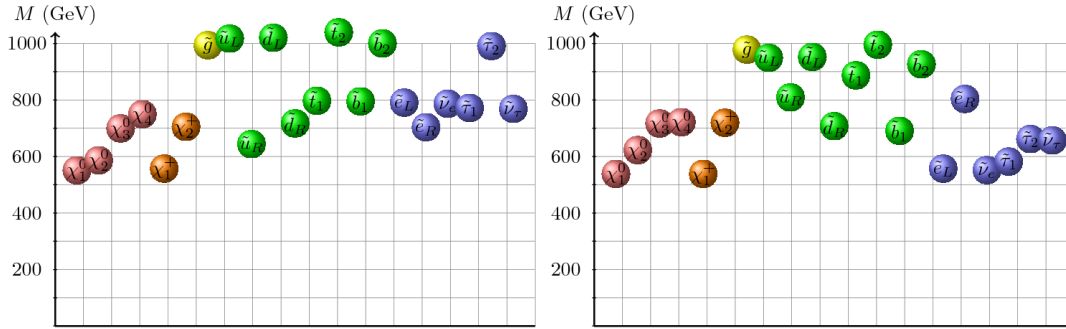


Figure 27: A comparison of the spectra of sister models 35678 (left) and 9396 (right).

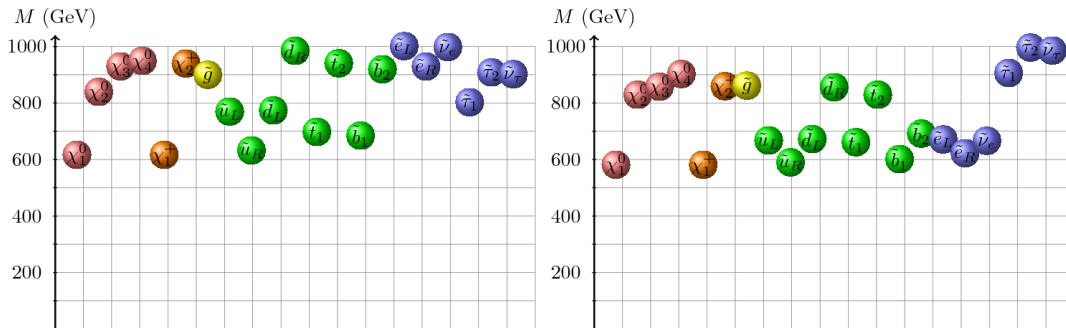


Figure 28: A comparison of the spectra of sister models 7105 (left) and 53923 (right).

data set. For example, a final state that has received much attention for its usefulness in determining sparticle masses [61] is $jl^+l^- + \text{MET}$ which originates from the cascade decay of an initial colored sparticle, usually with the second neutralino and a slepton appearing in the chain. One can ask how often this specific final state occurs in the decays of the various initial squarks and gluinos in our pMSSM model sets; the results are shown in Figure 29 for both the flat and log prior model sets combined. This figure shows the fraction of the model sample that leads to this particular final state as a function of the minimum value for the branching fraction for this decay. For example, the fraction of the models in our set that have a \tilde{u}_R initiated decay to an $Xjl^+l^- + \text{MET}$ final state with a branching fraction of at least 20(5)% is only $\sim 5(9)\%$! For \tilde{u}_L cascades, which are commonly studied in this regard, we see that the branching fraction for this final state is significantly smaller, only $\sim 1.5(5)\%$. Clearly, unlike the case of mSUGRA, this final state does not appear to occur very frequently with a large branching fraction in the decays of squarks or gluinos in our pMSSM model sample. From this we can conclude that other final states would need to be employed in most cases for measuring sparticle masses.

Another question we address is what are the number of steps in the decay topology

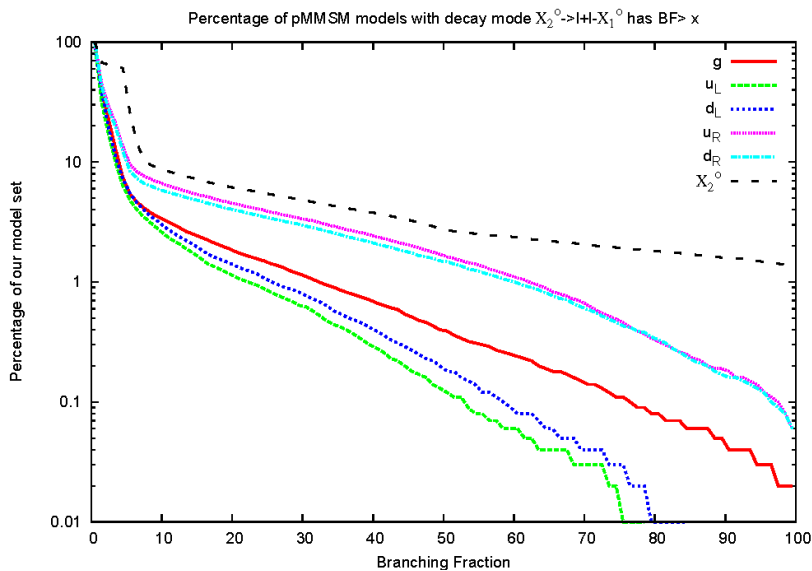


Figure 29: The fraction of pMSSM models that lead to the $X+(j)l^+l^-+\text{MET}$ signature, passing through the second neutralino, as a function of the minimum branching fraction for this final state. The various sparticle initial states are color coded as indicated.

necessary to reach a specific final state such as, *e.g.*, $Xl^+l^-+\text{MET}$, from a given initial colored sparticle at the top of the decay chain. For the case of the gluino, this result is shown in Figure 30. In this figure, branching fraction of the gluino into this inclusive final state is shown as a function of the number of decay chain steps (weighted by the branching fraction so not necessarily an integer) necessary to reach this specific final state. The colors reflect model points which do (green) or do not (red) pass the OSDL analysis requirements; note that most of the models which pass the OSDL analysis have large branching fractions. While this final state may be reached in as few as 2 steps (via gluino loop decay to $g\tilde{\chi}_2^0$ followed by the 3-body decay $\tilde{\chi}_2^0 \rightarrow l^+l^-\tilde{\chi}_1^0$), it is interesting to see that there are some model points where 6 or 7 steps are required. This demonstrates that the decay topologies in the pMSSM framework can be much more complex than those found in mSUGRA, with implications for SUSY searches and mass measurements at the LHC.

Finally, we investigate whether certain global observables can be used to determine the effective SUSY mass scale. Long ago [62, 63], it was observed within mSUGRA that the M_{eff} variable can be used to determine the overall scale of the colored sparticles in the SUSY mass spectrum. In particular, it was observed that within these models $M_{\text{eff}} \simeq 1.5M_{\text{min}} \pm (10 - 15)\%$ where M_{min} is the mass of the lightest sparticle in the set $\tilde{g}, \tilde{u}_{L,R}, \tilde{d}_{L,R}$, which are the dominant sources of jets and MET. We can now see whether

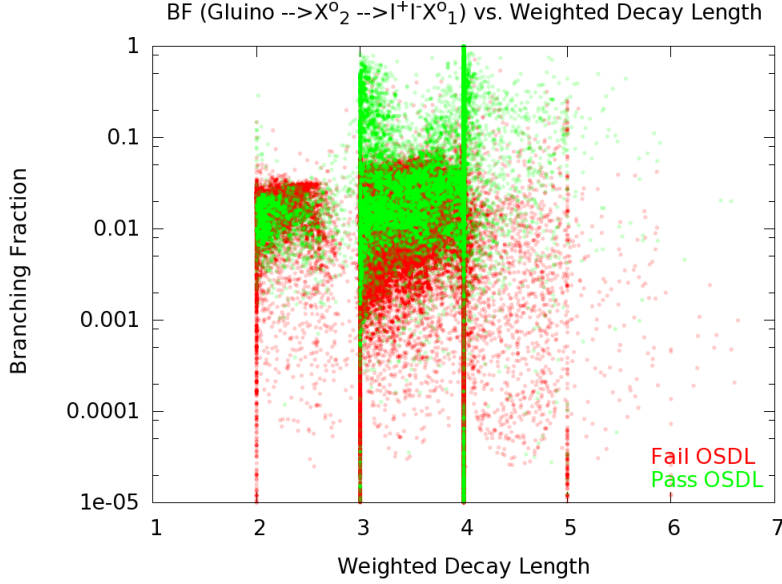


Figure 30: The average branching fraction as a function of the weighted decay length to reach the $l^+l^-\tilde{\chi}_1^0$ final state via the $\tilde{\chi}_2^0$ in decays of the gluino. The models that pass the OSDL analysis cuts are shown in green, while those that fail are in red.

this sort of relationship holds in the much more general context of the pMSSM. The answer to this question is shown in Fig. 31 which displays M_{eff} as a function of both M_{min} and $M_{\tilde{g}}$. The data generated when performing the 4j0l analysis (before imposing the M_{eff} cut itself) was used to obtain the results shown in these figures for the $\sim 68\text{k}$ pMSSM flat prior model set. The points are also color-coded to show whether they passed (green) or failed (red) the 4j0l analysis for an integrated luminosity of 1 fb^{-1} and an assumed 50% SM background uncertainty. Indeed, we see that there is a reasonably strong correlation between M_{eff} and M_{min} though somewhat less so in the case of M_{eff} and $M_{\tilde{g}}$. There are, however, several differences with the mSUGRA results: (i) our range of sparticle masses extends to significantly lower values than one finds in mSUGRA due to the strong Tevatron constraints on $m_{\tilde{g},\tilde{q}}$ in the mSUGRA framework. For small values of M_{min} we see that $M_{\text{eff}}/M_{\text{min}} \simeq 3$ which is quite far from the expected value of $\simeq 1.5$. However, for significantly larger values of $M_{\text{min}} \gtrsim 600\text{ GeV}$, we do find that the relation $M_{\text{eff}}/M_{\text{min}} \simeq 1.5$ holds. (ii) The relationship between M_{eff} and M_{min} is thus not quite linear over the entire mass range of our model set. However, since $M_{\text{eff}} \geq 350\text{ GeV}$ is *required* to pass the 4j0l selection criteria before the M_{eff} cut is actually applied (and the points at low values of M_{min} are seen to mostly pass this analysis) we can obtain the approximate linear relationship $M_{\text{eff}} \simeq 1.2M_{\text{min}} + 350\text{ GeV}$. (iii) The spread in values of M_{eff} at any given value for M_{min} is significantly wider than

would be expected in mSUGRA with many pMSSM models falling quite far from the middle of the range. Note also that the unobservable models tend to have M_{eff} values somewhat further away from the mid-range. *(iv)* At small values of M_{min} we see that there is a sort of a gap or bifurcation in the distribution. This is connected to the identity of the lightest colored sparticle with the lower(upper) lobe corresponding to light gluinos(squarks). A study of other kinematic variables [63] used to determine the SUSY mass scale with this pMSSM model set could prove interesting.

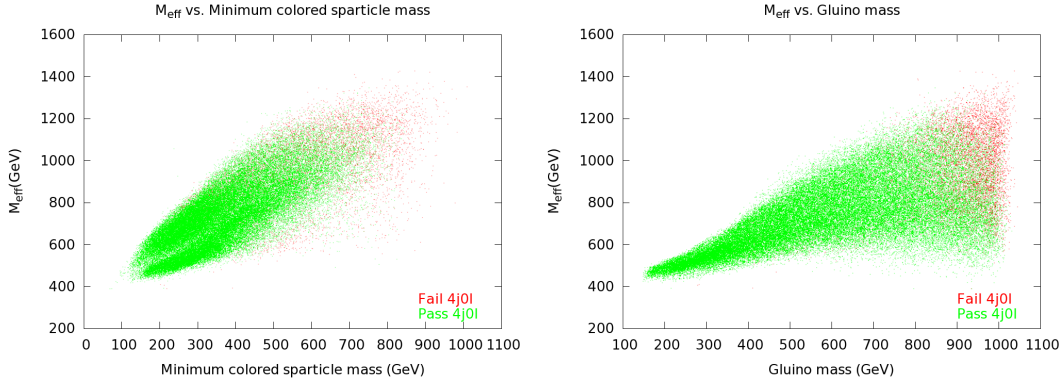


Figure 31: Values of M_{eff} as a function of the lightest colored sparticle mass (left) and the mass of the gluino (right) as described in the text.

5. Detector-Stable Sparticles

“Long-lived”, “metastable”, or “detector-stable” particles, *i.e.*, those particles which generally decay outside the detector when produced at colliders, can provide a striking signal of new physics (see [64] and references therein).

These detector-stable particles are found to be quite prevalent in both of our pMSSM model sets (to an extent that will be quantified below), but are not considered in the inclusive search analyses above. Given the nature of the analysis below, we can conveniently combine both the flat and log prior samples together to make a single common study.

Therefore we now discuss the phenomenological consequences of these detector-stable sparticles; the subsequent discussion, however, will be quite heuristic in comparison with the investigation of the inclusive SUSY search analyses discussed above. We will first explain our criteria for “detector-stability”. We will then discuss the various species of sparticles, when, if ever, such sparticles can be detector-stable, and the prospects for discovering these detector-stable sparticles at the LHC. We will not discuss specific analyses, *e.g.*, searches for R-hadrons in the analysis presented below. Our

main point here is that such long-lived states are relatively common in our model sets and that suches for long-lived states are an important supplement to the E_T^{miss} searches discussed above.

5.1 Criteria for Stability

A necessary first step is to specify what precisely qualifies as a “long-lived” or “detector-stable” particle. We note that for a particle at rest, its lifetime is given by $\frac{\hbar}{\Gamma}$ where Γ is the total width of the particle. This translates to the particle traveling a distance of $c\tau \sim \frac{c\beta\gamma\hbar}{\Gamma}$ in the detector.

There are several issues in determining a value of Γ , below which a particle will be considered (in this discussion) to be stable. Perhaps the most obvious is that the energy of the particle, and hence γ , will vary from event to event. Figure 32 shows the distribution of $\beta\gamma$ for detector-stable charginos in our pMSSM model set; this distribution is, of course, also sensitive to the mass distribution of the detector-stable charginos. We see that $\beta\gamma$ is $\lesssim 4$ for charginos in this model set; we expect this

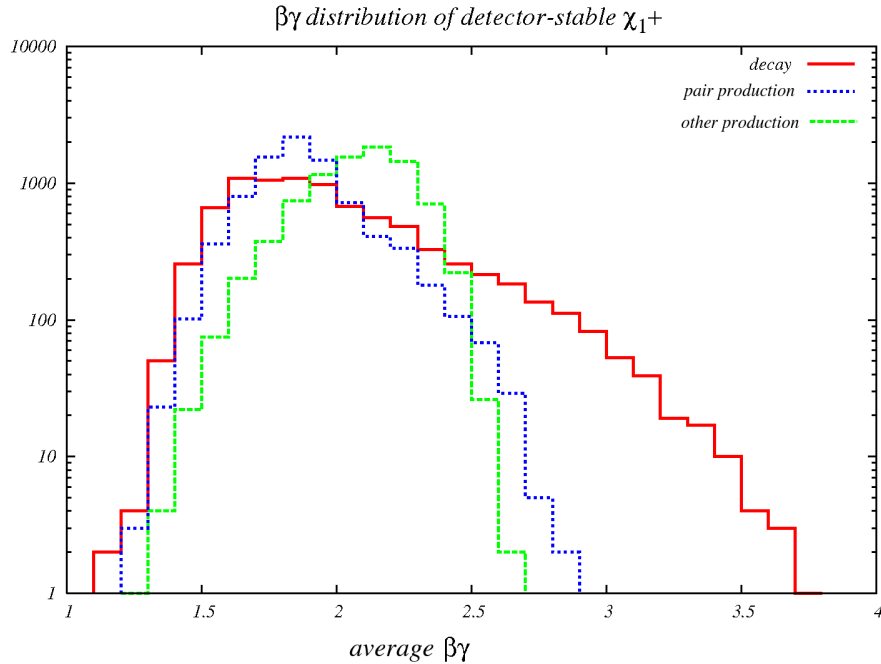


Figure 32: The distribution of $\beta\gamma$ for detector-stable charginos in our model set. The curve labeled “decay” refers to charginos produced in the cascade decay chains of other sparticles. “Pair production” refers to charginos directly produced in the $pp \rightarrow \tilde{\chi}_1^+ \tilde{\chi}_1^-$ hard process; “other production” refers to charginos produced in all other hard processes.

condition to hold at least roughly for the other species of stable particles as well. Therefore, we define a particle with width Γ to be “long-lived”, or “detector-stable” if

$$\Gamma < \Gamma_{\text{stable}}, \text{ with } \Gamma_{\text{stable}} = 10^{-17} \text{ GeV}. \quad (5.1)$$

For this value of Γ_{stable} , $\frac{c\hbar}{\Gamma} \sim 20$ m, and $\frac{c\beta\gamma\hbar}{\Gamma_{\text{stable}}} \sim 20 - 60$ m. The effect on our quantitative results from adjusting the definition of Γ_{stable} will be discussed below.

We also note, from Figure 32, that the distribution of $\beta\gamma$ is quite different for charginos produced in cascade decay chains, compared with charginos produced directly in the hard process. In particular, these charginos may be more highly boosted, and, of course, be produced in events without an accompanying stable chargino. Such considerations may be very important for stable particle searches at the LHC.

Additional complications in assigning a threshold for stability arise from the probabilistic nature of decays; a full analysis taking such effects into account is beyond the scope of this work. Rather we discuss the prevalence of various detector-stable particles in our pMSSM model set in the next section, as well as the physics responsible for these sparticles’ long lifetimes. Next, we will quantify the prospects for discovering or ruling out the detector-stable particles in our model set at the LHC.

It may be worthwhile to note that while we have considered models with absolutely stable charged particles (*i.e.*, charginos when the mass splitting with the LSP is less than the electron mass) to be excluded, we did not implement any constraints based on the effect a long-lived sparticle could have on BBN (see, for instance [64], [65], or [66]) when we generated our model sample.

5.2 Detector-Stable Sparticles and R-Hadrons

Table 19 shows the number of detector-stable particles of each type for different choices of Γ_{stable} ; elsewhere we will always take $\Gamma_{\text{stable}} = 10^{-17}$ GeV as noted above. In what follows we will discuss the physics that can lead to detector-stable particles or R-hadrons, discussing gauginos first, and then sfermions.

If colored sparticles are long-lived, they can hadronize to form R-hadrons [64, 65, 67–81], a color singlet state carrying one unit of R-parity. We expect R-hadrons to form when the width of a colored particle is roughly $\Gamma \lesssim \Lambda_{\text{QCD}}$. In what follows, we will give the number of models in which various colored sparticles have total widths less than 100 MeV, taking this to be a rough indication of the number of models which would have significant R-hadron production. As the colored sparticles in our pMSSM model set have masses $\gg \Lambda_{\text{QCD}}$, the lifetime of the produced R-hadron should be roughly that of its constituent long-lived colored sparticle [64, 75, 78], so it is reasonable to use the same criterion for detector stability for colored and uncolored sparticles.

Sparticle	10^{-15} GeV	10^{-16} GeV	10^{-17} GeV	10^{-18} GeV	10^{-19} GeV
$\tilde{\chi}_1^\pm$	9853	9728	8642	7683	6658
$\tilde{\tau}_1$	179	179	179	179	179
\tilde{t}_1	67	66	66	65	65
\tilde{c}_R	49	49	49	49	49
$\tilde{\chi}_2^0$	78	40	19	11	4
$\tilde{\mu}_R$	17	17	17	17	17
\tilde{b}_1	12	12	11	9	9
\tilde{c}_L	8	8	8	8	8
\tilde{s}_R	8	8	8	8	8
\tilde{g}	17	10	5	2	0

Table 19: The number of models in our pMSSM model set in which the specified sparticle has a width less than the value given at the head of each column. This gives some idea of the effect of the specific choice of $\Gamma_{\text{stable}} = 10^{-17}$ GeV.

5.3 Detector Stability of Gauginos

Charginos

The most prevalent detector-stable particles in this pMSSM model set are charginos. This is due to the large number of models for which the lightest neutralino (the LSP) is mostly Higgsino or Wino, as is shown in Table 20. As is well known (see, for example, [1, 2, 16, 82–85]) the Wino-like neutralino (with mass $\approx M_2$) is nearly degenerate with a Wino-like chargino. Likewise there are two nearly degenerate Higgsinos (with mass $\approx |\mu|$) which are in turn nearly degenerate with a Higgsino-like chargino. There are no models in our sample where the heavier of the two chargino species is stable.

LSP Type	Definition	Fraction of Models
Bino	$ Z_{11} ^2 > 0.90$	0.156
Wino	$ Z_{12} ^2 > 0.90$	0.186
Higgsino	$ Z_{13} ^2 + Z_{14} ^2 > 0.90$	0.393
All other models		0.265

Table 20: The majority of models in our pMSSM sample have LSPs which are relatively pure gaugino/Higgsino eigenstates. The fraction which are of each type is given here; with the definition of each type given in terms of the modulus squared of elements of the neutralino mixing matrix in the SLHA convention. See [86] for details.

As discussed above, we use a more detailed treatment than is given in SUSY-HIT to describe sparticle decay. In particular, for the case of close mass charginos that have small mass splittings with the LSP (Δm), we utilize expressions from [53, 54] to compute their decays exactly. We find that charginos generally fit our definition of detector-stability when $\Delta m = m_{\tilde{\chi}_1^\pm} - m_{\text{LSP}} < 112$ MeV. The distribution of the $\tilde{\chi}_1^\pm$ width as a function of the $\tilde{\chi}_1^\pm$ LSP mass splitting is shown in Figure 33 for our pMSSM model set.

One sees from the figure that there is very little scatter in $\tilde{\chi}_1^\pm$ widths at low values of Δm and that the widths lie along a curve in this case. This is to be expected, as both the $\tilde{\chi}_1^\pm$ and the $\tilde{\chi}_1^0$ are nearly pure Higgsino and Wino eigenstates, and the widths are not dependent at this level on the rest of the SUSY spectrum. One can also see from Figure 33 where the three body chargino decay to $\mu^+ \nu_\mu \tilde{\chi}_1^0$ turns on, and where the width becomes highly suppressed due to electron mass effects. The longest-lived chargino in our model set has $\Delta m = 512$ keV and a $c\tau$ of $\approx 5 \times 10^5$ light years, which is large even compared with the size of the ATLAS detector.

Neutralinos

There are 19 models in our pMSSM sample in which the second lightest neutralino is detector-stable. There are no models for which the third or fourth neutralino is detector-stable. Most, though not all, of the detector-stable second neutralinos are nearly Higgsino eigenstates, with the LSP being essentially the other neutral Higgsino eigenstate. In all cases where the second neutralino is detector-stable, the mass splitting of this neutralino with the LSP is less than ~ 650 MeV as can be seen from Figure 33. From this figure it is clear that for low Δm , the neutralino width is basically a function of Δm . We also observe that unlike the case of charginos, the neutralino width as a function of Δm is a power law; *i.e.*, there are no obvious effects from the masses of decay products other than the LSP.

Gluinos

There are only 5 models for which the gluino width is less than Γ_{stable} ; we take this to be a rough estimate of the number of cases for which the R-hadrons produced by such gluinos would be detector-stable. All of these models have a mass splitting between the gluino and LSP of $\lesssim 300$ MeV. There are, however, 12598 models where the gluino width is less than 100 MeV as shown in Table 21; these would be expected to form R-hadrons. The mass splitting between the LSP and the gluino is not necessarily small for these models as can be seen in Figure 33. Note also that there is a large spread in gluino widths, which is probably due to different patterns of squark masses, for the gluinos at any given Δm .

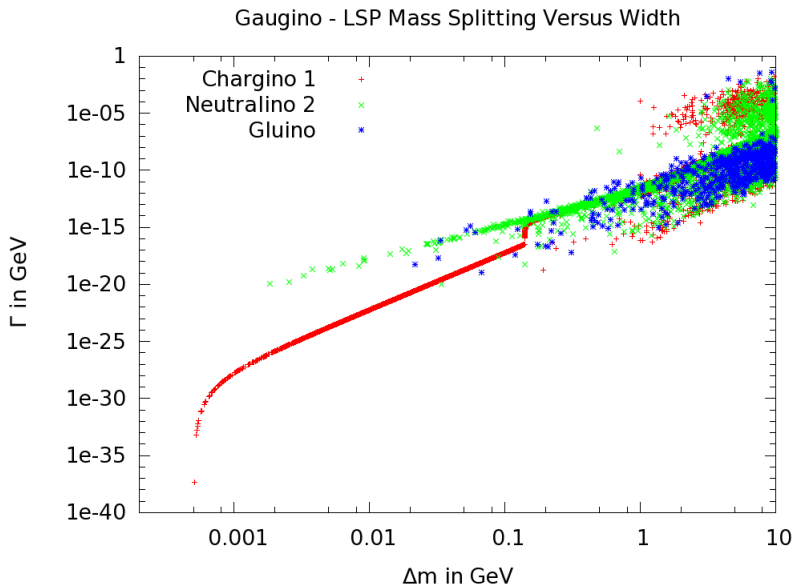


Figure 33: The width as a function of its mass splitting with the LSP (Δm) for the light chargino mass eigenstate (red), eigenstate, the second lightest neutralino mass eigenstate (green), and the gluino (blue). Heavier mass eigenstates for charginos and neutralinos tend to have larger mass splittings with the LSP and correspondingly large widths.

5.4 Detector Stability of Sfermions

The widths of the various species of sfermions as a function of the sparticle-LSP mass splitting are presented in Figures 34, 35, 36, 37, 38, and 39. Here, we will discuss salient aspects of the physics that leads to detector-stable sfermions in our pMSSM model set.

Close Mass Sparticles, Degeneracies, and Important Decay Modes

We remind the reader that in our pMSSM model set, the masses of the first and the corresponding second generation sparticle (such as left selectron and left smuon) are degenerate. In addition, these sparticles have the same couplings, except for Yukawa couplings that are generally negligible. Thus the first and corresponding second generation sfermion also have degenerate widths. Hence, for example, a point in Figure 34 for the left smuon lies on top of the point for the left selectron for all models.

The exception to this picture occurs when, for some sfermion, $\Delta m \lesssim m_f$, where f is the corresponding fermion. This is because for Δm slightly greater than m_f , the decay $\tilde{f} \rightarrow \tilde{\chi}_1^0 f$ is kinematically suppressed, and when $\Delta m < m_f$, this decay is forbidden. As this decay is generally very important for close mass sfermions, this leads to large

suppressions of the sfermion decay widths. We note that the suppression due to small Δm may occur for the second generation sfermion but not the first generation sfermion when $m_{f_1} < \Delta m < m_{f_2}$. We do not find many models where charged current decays such as $\tilde{c} \rightarrow \tilde{\chi}_1^+ s$ have a large effect on the widths of close mass sfermions. The exception is in models where the stau has $\Delta m < m_\tau$, and is not detector-stable due to the decay $\tilde{\tau} \rightarrow \nu_\tau + \tilde{\chi}^+$.

Generally, in fact, we set the decay width to be zero for first and second generation sfermions when $\Delta m < m_f$ since we do not include four-body decays for these sfermions, or CKM suppressed decays in the case of first and second generation squarks. This has an important consequence for Figures 34, 35, 36, 37, 38, and 39 as a sparticle not appear in the figures if its width is zero. A stable second generation sparticle can be identified by noting where one sees a point for the first generation sparticle with out a nearly degenerate point for the second generation sparticle.

For third generation squark decays, some of these additional decay modes were included in calculating the widths as discussed above. CKM suppressed and four-body stop decays are included in SUSY-HIT [33]. SUSY-HIT does not, however, incorporate these decays for sbottoms and we added the CKM suppressed decays (though not the four-body decays) for sbottoms.

We should note that our analysis may somewhat overstate the prevalence of detector-stable second generation sfermions in the model set. If the mixing between right and left sfermions were not precisely zero, the mass of the lighter eigenstate would be raised, possibly so that the decay $\tilde{f} \rightarrow \tilde{\chi}_1^0 f$ would not be significantly suppressed. A full understanding of this effect would have required the inclusion of trilinear coupling terms for the first two generations.

Like gluinos, squarks are colored particles and hence can form R-hadrons as discussed above. The number of squarks of each flavor which have widths < 100 MeV $\approx \Lambda_{QCD}$ is shown in Table 21.

Sum Rules and the Effect on which Sparticles are Stable

The 17 right-handed smuons with $\Delta m < m_\mu$ are the only charged sleptons that we find to be detector stable. The fact that it is right-handed rather than left-handed smuons which are detector stable in this model set is in part a consequence of the tree-level slepton mass sum rule (see for example [1, 2, 82, 83])

$$m_{\tilde{l}_L}^2 - m_{\tilde{\nu}_l}^2 = -\cos(2\beta)m_W^2. \quad (5.2)$$

When $\tan\beta > 1$, as in our pMSSM model set, the electron (muon) sneutrino is always lighter than the left-handed selectron (smuon). This means the left-handed selectron

(smuon) is at best the third lightest sparticle and thus generically has a sufficient value of Δm to decay promptly. In fact, the minimum width for such particles in the model set is ~ 2 keV, far greater than Γ_{stable} . As the right-handed sleptons are $SU(2)$ singlets, there is no similar effect, and they can have arbitrarily small Δm ; models with cosmologically stable right-handed sleptons were excluded when our pMSSM model set was generated. A similar situation holds for squarks, where there are fewer models where \tilde{d}_L or \tilde{s}_L have close mass splittings.

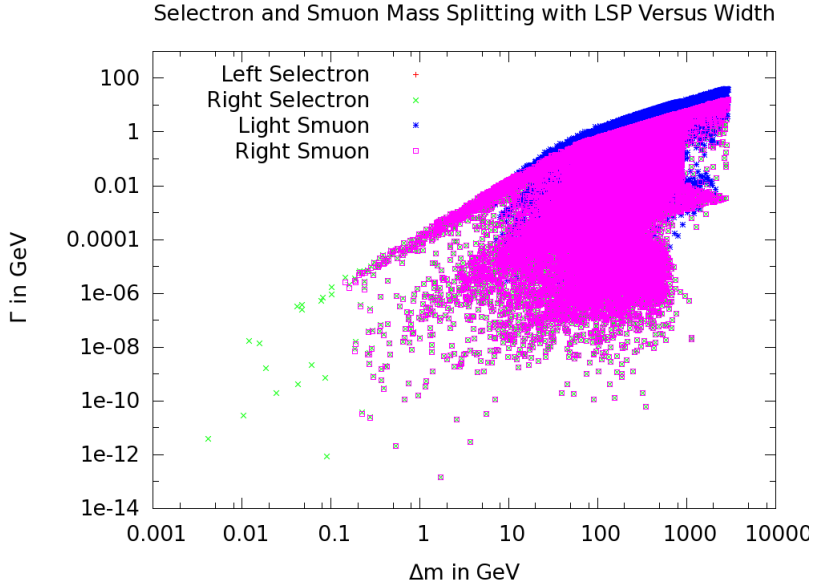


Figure 34: The width as a function of the mass splitting with the LSP (Δm) for the left- and right-handed selectrons and smuons. Note that as we do not include four-body smuon decays, when $\Delta m < m_\mu$ the smuon width is set to zero; thus for small Δm we see points corresponding to right-handed selectrons without the corresponding smuon point.

5.5 Detector-Stable Sparticle Prospects

In Table 22 the approximate 14 TeV LHC reach for each sparticle, using [65], is presented for the specified integrated luminosities. These bounds are somewhat conservative, as they only take pair production into account; it is difficult to determine a model independent reach including detector stable particles produced in cascade decays. We assume this reach is generation independent. (This may not necessarily be the case for stable up-squarks, for example, as in such a case there could be significant contributions from t channel production.) Further, we make the conservative assumption

\tilde{g}	12598
\tilde{u}_L	9628
\tilde{c}_L	9629
\tilde{u}_R	22667
\tilde{c}_R	22668
\tilde{d}_L	13595
\tilde{s}_L	13595
\tilde{d}_R	27996
\tilde{s}_R	27998
\tilde{b}_1	13355
\tilde{b}_2	431
\tilde{t}_1	5695
\tilde{t}_2	1

Table 21: The number of squarks or gluinos of the indicated species with widths < 100 MeV. This gives a rough idea of the number of models where R-hadrons would be formed; however in most cases the R-hadrons decay promptly in the detector.

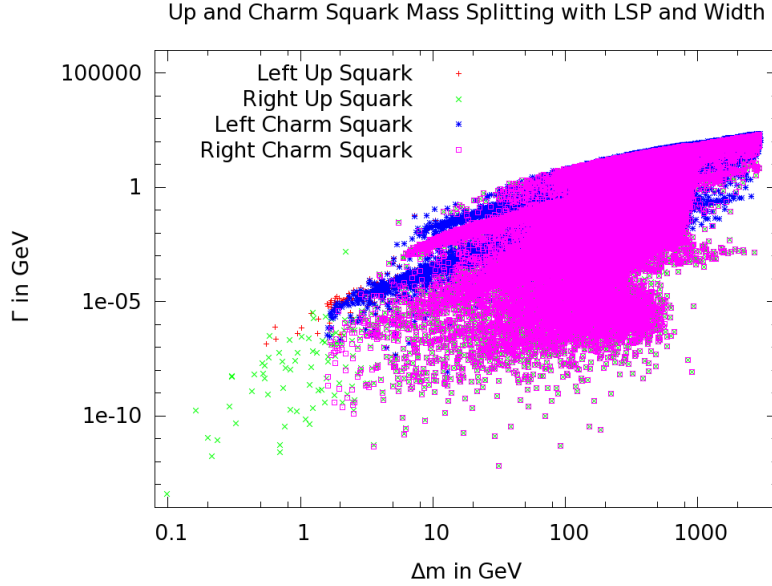


Figure 35: The distribution of widths for up and charm squarks as a function of Δm , the mass splitting between the sparticle and the LSP.

that we can neglect the $\approx 1 \text{ fb}^{-1}$ of data that will be collected at 7 TeV. Nonetheless, one can obtain a qualitatively accurate picture of the prospects for LHC discovery for

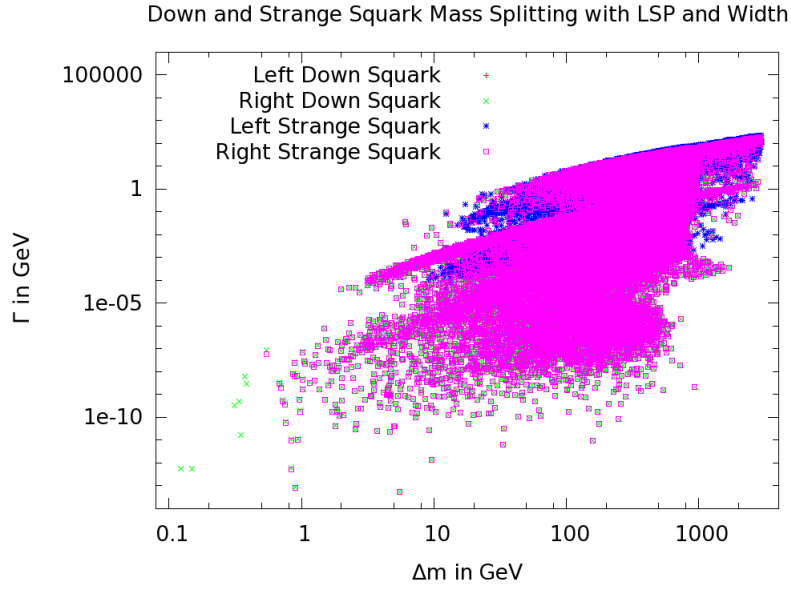


Figure 36: The distribution of widths for down and strange squarks as a function of Δm , the mass splitting between the sparticle and the LSP.

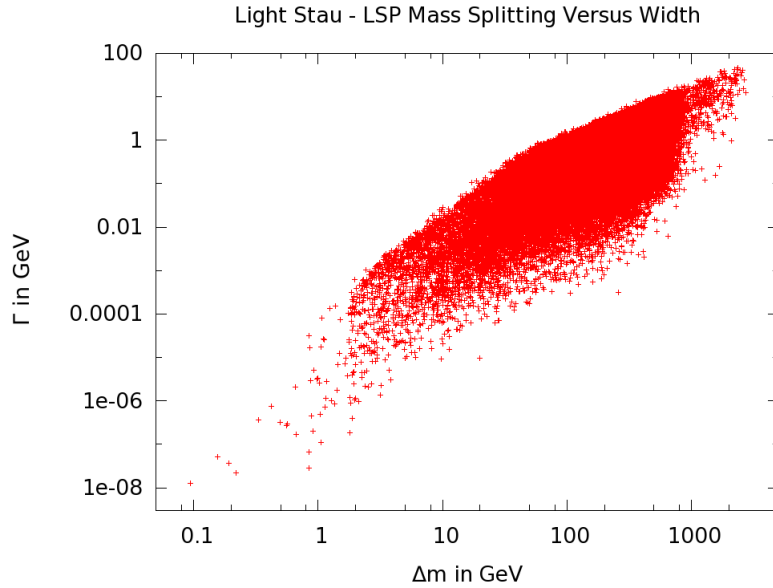


Figure 37: The distribution of widths for the lighter stau mass eigenstate as a function of Δm , the mass splitting between the sparticle and the LSP.

detector-stable particles in this pMSSM model set.

Table 23 shows the number of detector-stable ($\Gamma < 10^{-17}$ GeV) sparticles of various

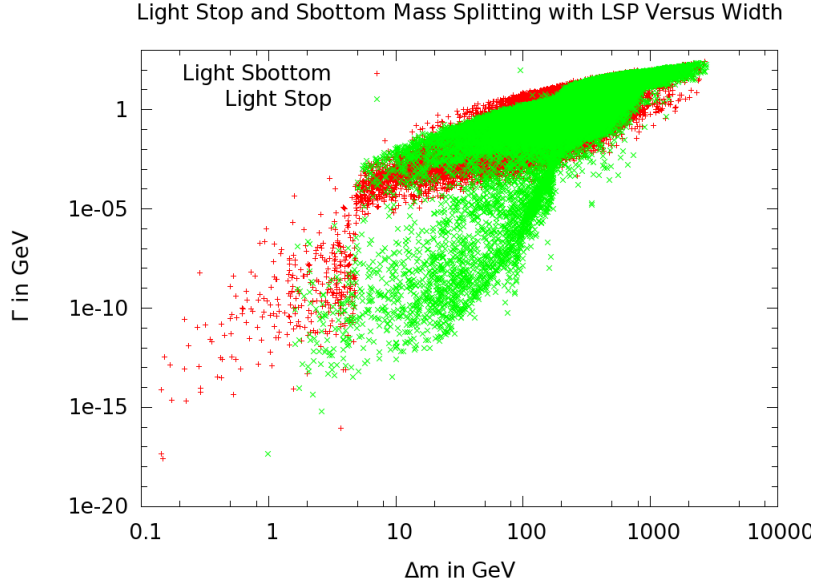


Figure 38: The distribution of widths for the lightest stop and sbottom as a function of Δm , the mass splitting between the sparticle and the LSP. Note: in 65 models the calculated light stop width is zero, representing nearly all of the detector-stable stops in the model set. Likewise there are 9 models in which the calculated light sbottom width is zero.

Sparticle	LHC Reach 1 fb ⁻¹ GeV	LHC Reach 10 fb ⁻¹
$\tilde{\chi}^+$ (Wino-like)	365 GeV	467 GeV
$\tilde{\chi}^+$ (Higgsino-like)	280 GeV	376 GeV
$\tilde{\tau}$ (or $\tilde{\mu}$)	145 GeV	198 GeV
\tilde{t} (or \tilde{c})	562 GeV	681 GeV
\tilde{b} (or \tilde{s})	562 GeV	681 GeV
\tilde{g}	> 1000 GeV	> 1000 GeV

Table 22: The approximate 14 TeV LHC search reach for stable particles of a given type with 1 and 10 fb⁻¹ [65]. These search reaches assume the sparticles are produced in the hard subprocess, rather than in cascade decays. For simplicity, we take the LHC reach for sbottoms to be equal to that for stops.

species in the model set, as well as the number of such particles which would have evaded discovery at the LHC with 1 and 10 fb⁻¹ of integrated luminosity, following [65]. In addition, the LHC search reach for charginos, and its effectiveness in discovering or excluding detector-stable charginos in our model set, is shown in Figure 40.

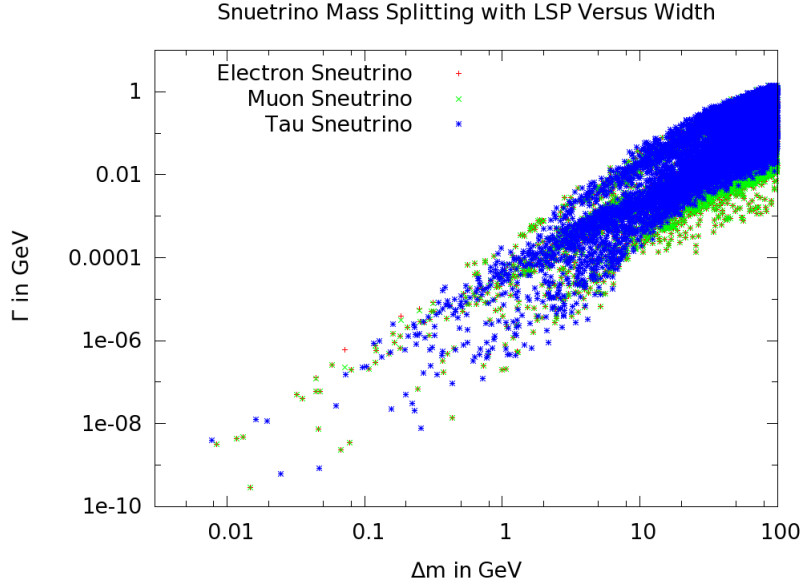


Figure 39: The distribution of widths for the three species of sneutrinos as a function of Δm , the mass splitting between the sparticle and the LSP. The minimum width for the electron or smuon sneutrinos in our model set is $\approx 3 \times 10^{-10}$ GeV.

Sparticle	In Model Set	LHC Reach 1 fb^{-1}	LHC Reach 10 fb^{-1}
$\tilde{\chi}_1^+$	8642	560	72
$\tilde{\tau}_1$	179	179	179
\tilde{t}_1	66	4	0
\tilde{c}_R	49	0	0
$\tilde{\mu}_R$	17	16	16
\tilde{b}_1	11	0	0
\tilde{c}_L	8	0	0
\tilde{s}_R	8	0	0
\tilde{g}	5	0	0

Table 23: The number of stable particles of various types present in our pMSSM model set and the number that would not have been discovered with 1 and 10 fb^{-1} at 14 TeV, following [65]. Note that the LHC will be more efficient at discovering or excluding stable squarks, gluinos, or charginos than sleptons.

Complementarity with Astrophysics

Since detector-stable particles are nearly degenerate with the LSP, they provide important channels for co-annihilation in the early universe. Thus, we expect models with

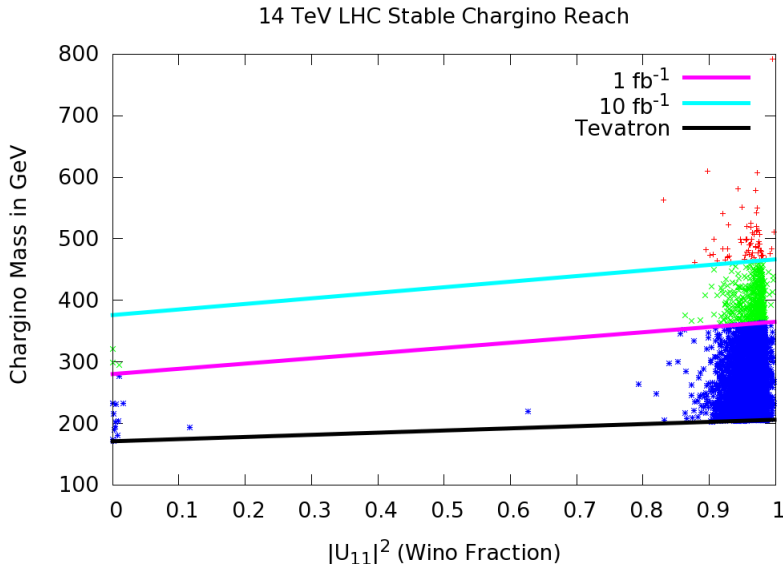


Figure 40: The 14 TeV LHC search reach for stable wino-like charginos with 1 and 10 fb^{-1} of integrated luminosity following [65]. As noted above, these reaches assume pair production of the charginos. We also show the Tevatron reach after 1.1fb^{-1} [44].

detector-stable particles to have lower values for the relic density. In our pMSSM model set, there are no models with a detector stable particle with a relic density greater than $\Omega h^2 = 0.089$. Thus, the subset of these models considered in special detail in [87], all of which have $\Omega h^2 > 0.1$, do not have detector-stable particles. This suggests that the discovery of a detector-stable particle at the LHC would have important consequences for cosmology, as well as for particle physics.

6. Conclusions

In this paper we have investigated the robustness of the ATLAS SUSY searches prepared for the 14 TeV LHC. We passed an extensive set of broad-based SUSY models through the full planned SUSY analysis suite, following the analysis procedure designed by ATLAS in detail. We employed our previously generated $\sim 71\text{k}$ model points in the 19-dimensional pMSSM parameter space. We simulated the eleven ATLAS SUSY E_T^{miss} analyses, as well as the stable charged particle search, which were originally designed for an exploration of mSUGRA-based models. To test our approach, we first applied our analysis to the set of ATLAS mSUGRA model benchmark points and successfully reproduced the published results obtained previously by ATLAS. We found that for the case of the $\sim 68\text{k}$ models from the flat prior scan, where the squarks and gluinos have

masses below $\lesssim 1$ TeV, essentially all of the pMSSM points ($> 99\%$) were observable in at least one of the ATLAS E_T^{miss} analyses allowing for an uncertainty of 50% in the SM background with 1 fb^{-1} of integrated luminosity. Even this excellent level of parameter space coverage was seen to improve when these systematic errors were reduced to 20%. Furthermore, most of these pMSSM models were found to give significant signals in several of these E_T^{miss} analysis channels simultaneously. In the log prior model sample, totalling $\sim 3\text{k}$ models, the success rate for discovery fell to approximately $\sim 68(81)\%$ for an assumed 50(20%) SM background error. This is also quite impressive since the sparticle masses could be as large as 3 TeV in this model set. We emphasize that these statistics apply only to our pMSSM model set, but believe they are indicative of the performance of the LHC SUSY searches in a broader SUSY parameter space. In summary, although they were designed for mSUGRA, we found that the ATLAS SUSY search analyses are quite powerful in their ability to cover the points in the pMSSM model space. This is quite reassuring!

Model points that were *not* observable by any of the ATLAS search analyses were found to be relatively few in number, *i.e.*, below $\sim 0.57(0.02)\%$ in the case of the flat prior sample assuming a 50(20)% systematic uncertainty in the background. The main reasons why these models were missed can be summarized as follows: (i) In the most trivial cases, the colored sparticles, which have the largest production cross sections, were found to have kinematically suppressed production rates since these particles were heavy. This was a much more common occurrence in the case of the log prior model set where the masses of the squarks and gluinos were allowed to be as large as ~ 3 TeV.

(ii) Many models contain charginos that are close in mass to the LSP due to the high proportion of the occurrence of Higgsino-like or Wino-like LSPs in our model set, unlike in most mSUGRA models. For some models there were substantially large branching fractions for squarks to decay to these charginos. In such cases, essentially stable charginos were then found to occur at the end of most decay chains thus leading to a reduction in the average amount of E_T^{miss} that was produced in typical events. Since the ATLAS analyses required a fairly large amount of E_T^{miss} to obtain significant observable signals, these models were more easily undetected. Reducing the ATLAS E_T^{miss} requirements might allow access to some of these models at the expense of increased SM backgrounds; this requires further study. Also for such cases, searches for stable charged particles become of great importance, particularly when these states appear, as they more commonly do, at the end of long SUSY cascade decay chains and are not simply pair produced in isolation. We found that that the $\beta\gamma$ distribution was quite different for stable charginos produced in cascade decays than for those directly produced in hard processes; the observability of such stable particles requires further study.

(iii) Some models in our pMSSM set have a rather compressed mass spectra. This results in a significant reduction in phase space which is available in the various decays and, hence, in a corresponding decrease in the values of p_T available for the final state jets and leptons. These final state objects were then too soft to satisfy the necessary analysis cuts.

(iv) Processes with large backgrounds have an associated correspondingly large systematic uncertainty of $\delta B = (50\%, 20\%)$. In order to reach a significance of 5 or more, a requirement for discovery, a substantially larger number of signal events must be produced. For example, the 4j0l(2j0l) analysis requires 1759(2778) signal events to reach the $S = 5$ level assuming a luminosity of 1 fb^{-1} provided $\delta B = 50\%$. However, a reduction in the background uncertainty to $\delta B = 20\%$, substantially decreases the required number of signal events to only 721(1129) to reach $S = 5$. Thus it is clear that a reduction in the systematic uncertainty in the SM background is very important in order to increase the coverage of the pMSSM model space. In cases where the large background uncertainties were important, we found that increasing the luminosity by a factor of 10 was not very useful in increasing the parameter space coverage. This is expected due to the corresponding dominance of the background systematic errors.

The study presented in this paper suggests a number of areas for future work. In light of the current status of the LHC, repeating this analysis with a 7 TeV center-of-mass energy and perhaps somewhat lower luminosities is an obvious next step [88]; such a study is now underway.

The preliminary study of stable particles in the MSSM presented here makes it clear that more work could be performed in this area. A more detailed modeling of the interactions and decays of R-hadrons, for example, is necessary to accurately predict their signatures at the LHC. Searches for stable particles produced in decay chains, rather than pair-produced in the hard process, also deserves significant study.

As always, it would be interesting to explore ways to optimize the kinematic cuts or otherwise modify the search analyses to obtain a better performance across the general MSSM. This would require generating the actual background events, so that various distributions could be examined.

In summary, we found that the standard SUSY search analyses, taken together, provide excellent coverage of the MSSM parameter space at the LHC with relatively small luminosity, at least for sparticle masses up to $\sim \text{TeV}$. We conclude that the prospects for observing Supersymmetry in the early running of the LHC are quite good!

Acknowledgments

This project would not have been possible without the assistance and input from many people.

The authors thank the members of the ATLAS SUSY group, in particular, S. Caron, P. de Jong, G. Polesello and G. Redlinger, for discussions and, most importantly, for providing us with additional information detailing the ATLAS-generated SM background distributions for their SUSY studies and the corresponding results for their mSUGRA benchmark analyses.

We also thank the SLAC ATLAS group, as well as the SLAC Computing Division itself, for assistance with computing resources.

We thank T. Plehn for his help in overcoming the special problems we had with the implementation of PROSPINO for our pMSSM model set. We would also like to thank A. Djoudai and J. Conway for similar help with the implementations of SDECAY and PGS, respectively.

We thank L. Dixon for discussions about the theoretical assessment of the size of the systematic errors for the SM backgrounds to SUSY signals. We thank R. Cotta for important discussions related to our analysis. We thank J. Cogan for his assistance with setting up the ATLAS analysis code during the earlier phase of this work.

Work supported by the Department of Energy, Division of High Energy Physics, Contracts DE-AC02-76SF00515 DE-AC02-06CH11357, and DE-FG02-91ER40684, and by the BMBF “Verbundprojekt HEP-Theorie” under contract 05H09PDE.

References

- [1] M. Drees, R. Godbole, and P. Roy, *Theory and phenomenology of sparticles: An account of four-dimensional $N=1$ supersymmetry in high energy physics*, . Hackensack, USA: World Scientific (2004) 555 p.
- [2] H. Baer and X. Tata, *Weak scale supersymmetry: From superfields to scattering events*, . Cambridge, UK: Univ. Pr. (2006) 537 p.
- [3] **Particle Data Group** Collaboration, C. Amsler *et al.*, *Review of particle physics*, *Phys. Lett.* **B667** (2008) 1.
- [4] E. Cremmer, P. Fayet, and L. Girardello, *Gravity Induced Supersymmetry Breaking and Low-Energy Mass Spectrum*, *Phys. Lett.* **B122** (1983) 41.
- [5] G. F. Giudice and R. Rattazzi, *Theories with gauge-mediated supersymmetry breaking*, *Phys. Rept.* **322** (1999) 419–499, [[hep-ph/9801271](#)].

- [6] M. Dine, A. E. Nelson, Y. Nir, and Y. Shirman, *New tools for low-energy dynamical supersymmetry breaking*, *Phys. Rev.* **D53** (1996) 2658–2669, [[hep-ph/9507378](#)].
- [7] L. Randall and R. Sundrum, *Out of this world supersymmetry breaking*, *Nucl. Phys.* **B557** (1999) 79–118, [[hep-th/9810155](#)].
- [8] G. F. Giudice, M. A. Luty, H. Murayama, and R. Rattazzi, *Gaugino Mass without Singlets*, *JHEP* **12** (1998) 027, [[hep-ph/9810442](#)].
- [9] Z. Chacko, M. A. Luty, A. E. Nelson, and E. Ponton, *Gaugino mediated supersymmetry breaking*, *JHEP* **01** (2000) 003, [[hep-ph/9911323](#)].
- [10] D. E. Kaplan, G. D. Kribs, and M. Schmaltz, *Supersymmetry breaking through transparent extra dimensions*, *Phys. Rev.* **D62** (2000) 035010, [[hep-ph/9911293](#)].
- [11] **D0** Collaboration, V. M. Abazov *et al.*, *Search for squarks and gluinos in events with jets and missing transverse energy using 2.1 fb⁻¹ of p \bar{p} collision data at $\sqrt{s} = 1.96$ -TeV*, *Phys. Lett.* **B660** (2008) 449–457, [[arXiv:0712.3805](#)].
- [12] **The ATLAS** Collaboration, G. Aad *et al.*, *Expected Performance of the ATLAS Experiment - Detector, Trigger and Physics*, [arXiv:0901.0512](#).
- [13] C. F. Berger, J. S. Gainer, J. L. Hewett, and T. G. Rizzo, *Supersymmetry Without Prejudice*, *JHEP* **02** (2009) 023, [[arXiv:0812.0980](#)].
- [14] J. Alwall, M.-P. Le, M. Lisanti, and J. G. Wacker, *Searching for Directly Decaying Gluinos at the Tevatron*, *Phys. Lett.* **B666** (2008) 34–37, [[arXiv:0803.0019](#)].
- [15] J. Alwall, M.-P. Le, M. Lisanti, and J. G. Wacker, *Model-Independent Jets plus Missing Energy Searches*, *Phys. Rev.* **D79** (2009) 015005, [[arXiv:0809.3264](#)].
- [16] L. Pape and D. Treille, *Supersymmetry facing experiment: Much ado (already) about nothing (yet)*, *Rept.Prog.Phys.* **69** (2006) 2843–3067.
- [17] **LHC/LC Study Group** Collaboration, G. Weiglein *et al.*, *Physics interplay of the LHC and the ILC*, *Phys.Rept.* **426** (2006) 47–358, [[hep-ph/0410364](#)].
- [18] R. C. Cotta, J. S. Gainer, J. L. Hewett, and T. G. Rizzo, *Dark Matter in the MSSM*, *New J. Phys.* **11** (2009) 105026, [[arXiv:0903.4409](#)].
- [19] R. C. Cotta, J. S. Gainer, J. L. Hewett, and T. G. Rizzo, *No Prejudice in Space*, *Nucl. Phys. Proc. Suppl.* **194** (2009) 133–144, [[arXiv:0909.4088](#)].
- [20] A. Djouadi, J.-L. Kneur, and G. Moultaka, *SuSpect: A Fortran code for the supersymmetric and Higgs particle spectrum in the MSSM*, *Comput. Phys. Commun.* **176** (2007) 426–455, [[hep-ph/0211331](#)].

- [21] G. D’Ambrosio, G. F. Giudice, G. Isidori, and A. Strumia, *Minimal flavour violation: An effective field theory approach*, *Nucl. Phys.* **B645** (2002) 155–187, [[hep-ph/0207036](#)].
- [22] G. Belanger, F. Boudjema, A. Pukhov, and A. Semenov, *micrOMEGAs 2.0.7: A program to calculate the relic density of dark matter in a generic model*, *Comput. Phys. Commun.* **177** (2007) 894–895.
- [23] G. Belanger, F. Boudjema, A. Pukhov, and A. Semenov, *Dark matter direct detection rate in a generic model with micrOMEGAs2.1*, *Comput. Phys. Commun.* **180** (2009) 747–767, [[arXiv:0803.2360](#)].
- [24] G. Belanger, F. Boudjema, A. Pukhov, and A. Semenov, *micrOMEGAs: A program for calculating the relic density in the MSSM*, *Comput. Phys. Commun.* **149** (2002) 103–120, [[hep-ph/0112278](#)].
- [25] G. Belanger, F. Boudjema, A. Pukhov, and A. Semenov, *micrOMEGAs: Version 1.3*, *Comput. Phys. Commun.* **174** (2006) 577–604, [[hep-ph/0405253](#)].
- [26] G. Belanger, F. Boudjema, A. Pukhov, and A. Semenov, *micrOMEGAs2.0: A program to calculate the relic density of dark matter in a generic model*, *Comput. Phys. Commun.* **176** (2007) 367–382, [[hep-ph/0607059](#)].
- [27] W. Beenakker, R. Hopker, and M. Spira, *PROSPINO: A program for the PROduction of Supersymmetric Particles In Next-to-leading Order QCD*, [hep-ph/9611232](#).
- [28] W. Beenakker, R. Hopker, M. Spira, and P. M. Zerwas, *Squark and gluino production at hadron colliders*, *Nucl. Phys.* **B492** (1997) 51–103, [[hep-ph/9610490](#)].
- [29] W. Beenakker, M. Kramer, T. Plehn, M. Spira, and P. M. Zerwas, *Stop production at hadron colliders*, *Nucl. Phys.* **B515** (1998) 3–14, [[hep-ph/9710451](#)].
- [30] W. Beenakker *et al.*, *The Production of charginos / neutralinos and sleptons at hadron colliders*, *Phys. Rev. Lett.* **83** (1999) 3780–3783, [[hep-ph/9906298](#)].
- [31] M. Spira, *Higgs and SUSY particle production at hadron colliders*, [hep-ph/0211145](#).
- [32] T. Plehn, *Measuring the MSSM Lagrangean*, *Czech. J. Phys.* **55** (2005) B213–B220, [[hep-ph/0410063](#)].
- [33] A. Djouadi, M. M. Muhlleitner, and M. Spira, *Decays of Supersymmetric Particles: the program SUSY-HIT (SUspect-SdecaY-Hdecay-InTerface)*, *Acta Phys. Polon.* **B38** (2007) 635–644, [[hep-ph/0609292](#)].
- [34] T. Sjostrand, S. Mrenna, and P. Z. Skands, *PYTHIA 6.4 Physics and Manual*, *JHEP* **05** (2006) 026, [[hep-ph/0603175](#)].

- [35] J. Conway, “Pgs4.”
<http://www.physics.ucdavis.edu/~conway/research/software/pgs/pgs.html>.
- [36] G. J. Feldman and R. D. Cousins, *A Unified Approach to the Classical Statistical Analysis of Small Signals*, *Phys. Rev.* **D57** (1998) 3873–3889, [[physics/9711021](#)].
- [37] **CDF** Collaboration, T. Aaltonen *et al.*, *Search for Supersymmetry in $p\bar{p}$ Collisions at $\sqrt{s} = 1.96$ -TeV Using the Trilepton Signature of Chargino-Neutralino Production*, *Phys. Rev. Lett.* **101** (2008) 251801, [[arXiv:0808.2446](#)].
- [38] **CDF** Collaboration, T. Aaltonen *et al.*, *Search for Pair Production of Scalar Top Quarks Decaying to a τ Lepton and a b Quark in $p\bar{p}$ Collisions at $\sqrt{s}=1.96$ TeV*, *Phys. Rev. Lett.* **101** (2008) 071802, [[arXiv:0802.3887](#)].
- [39] **D0** Collaboration, V. M. Abazov *et al.*, *Search for pair production of scalar bottom quarks in $p\bar{p}$ collisions at $\sqrt{s} = 1.96$ -TeV*, *Phys. Rev. Lett.* **97** (2006) 171806, [[hep-ex/0608013](#)].
- [40] **CDF and D0** Collaboration, V. Buescher *et al.*, *Combination of CDF and D0 limits on a gauge mediated SUSY model using diphoton and missing transverse energy channel*, [hep-ex/0504004](#).
- [41] **D0** Collaboration, V. M. Abazov *et al.*, *Search for scalar top quarks in the acoplanar charm jets and missing transverse energy final state in $p\bar{p}$ collisions at $\sqrt{s} = 1.96$ -TeV*, *Phys. Lett.* **B665** (2008) 1–8, [[arXiv:0803.2263](#)].
- [42] **CDF** Collaboration, T. Aaltonen *et al.*, *Search for Direct Pair Production of Supersymmetric Top and Supersymmetric Bottom Quarks in $p\bar{p}$ Collisions at $\sqrt{s} = 1.96$ -TeV*, *Phys. Rev.* **D76** (2007) 072010, [[arXiv:0707.2567](#)].
- [43] **CDF** Collaboration, F. Abe *et al.*, *Limits on the production of massive stable charged particles*, *Phys. Rev.* **D46** (1992) 1889–1894.
- [44] **D0** Collaboration, V. M. Abazov *et al.*, *Search for Long-Lived Charged Massive Particles with the D0 Detector*, *Phys. Rev. Lett.* **102** (2009) 161802, [[arXiv:0809.4472](#)].
- [45] G. Benelli, *Search for stable and long lived heavy charged particles in electron positron collisions at center of mass energies from 130-GeV to 209-GeV with the OPAL detector at LEP*, . UMI-31-09638.
- [46] LEP Electroweak Working Group, <http://www.cern.ch/LEPEWWG>.
- [47] **ALEPH** Collaboration, R. Barate *et al.*, *Searches for sleptons and squarks in e^+e^- collisions at 189-GeV*, *Phys. Lett.* **B469** (1999) 303–314.

- [48] LEP SUSY Working Group, <http://lepsusy.web.cern.ch/lepsusy>.
- [49] LEP Higgs Working Group, <http://lephiggs.web.cern.ch/LEPHIGGS/www/Welcome.html>.
- [50] S. Heinemeyer, W. Hollik, and G. Weiglein, *Electroweak precision observables in the minimal supersymmetric standard model*, *Phys. Rept.* **425** (2006) 265–368, [[hep-ph/0412214](https://arxiv.org/abs/hep-ph/0412214)].
- [51] D. Feldman, Z. Liu, and P. Nath, *Sparticles at the LHC*, *JHEP* **04** (2008) 054, [[arXiv:0802.4085](https://arxiv.org/abs/0802.4085)].
- [52] We would like to thank the various members of the ATLAS SUSY group with providing us with this information on SM backgrounds as well as for many discussions during the course of this analysis.
- [53] C. H. Chen, M. Drees, and J. F. Gunion, *A non-standard string/SUSY scenario and its phenomenological implications*, *Phys. Rev.* **D55** (1997) 330–347, [[hep-ph/9607421](https://arxiv.org/abs/hep-ph/9607421)].
- [54] C. H. Chen, M. Drees, and J. F. Gunion, *Addendum/Erratum for 'Searching for invisible and almost invisible particles at e^+e^- colliders' and 'A non-standard string/SUSY scenario and its phenomenological implications'*, [hep-ph/9902309](https://arxiv.org/abs/hep-ph/9902309).
- [55] P. M. Nadolsky *et al.*, *Implications of CTEQ global analysis for collider observables*, *Phys. Rev.* **D78** (2008) 013004, [[arXiv:0802.0007](https://arxiv.org/abs/0802.0007)].
- [56] D. Stump *et al.*, *Inclusive jet production, parton distributions, and the search for new physics*, *JHEP* **10** (2003) 046, [[hep-ph/0303013](https://arxiv.org/abs/hep-ph/0303013)].
- [57] G. Corcella *et al.*, *HERWIG 6.5: an event generator for Hadron Emission Reactions With Interfering Gluons (including supersymmetric processes)*, *JHEP* **01** (2001) 010, [[hep-ph/0011363](https://arxiv.org/abs/hep-ph/0011363)].
- [58] G. Corcella *et al.*, *HERWIG 6.5 release note*, [hep-ph/0210213](https://arxiv.org/abs/hep-ph/0210213).
- [59] S. Moretti, K. Odagiri, P. Richardson, M. H. Seymour, and B. R. Webber, *Implementation of supersymmetric processes in the HERWIG event generator*, *JHEP* **04** (2002) 028, [[hep-ph/0204123](https://arxiv.org/abs/hep-ph/0204123)].
- [60] Lance J. Dixon, private communication.
- [61] A. J. Barr and C. G. Lester, *A Review of the Mass Measurement Techniques proposed for the Large Hadron Collider*, [arXiv:1004.2732](https://arxiv.org/abs/1004.2732).
- [62] I. Hinchliffe, F. E. Paige, M. D. Shapiro, J. Soderqvist, and W. Yao, *Precision SUSY measurements at CERN LHC*, *Phys. Rev.* **D55** (1997) 5520–5540, [[hep-ph/9610544](https://arxiv.org/abs/hep-ph/9610544)].

- [63] See for a recent overview of these various observables and original references, T. Robens, talk given at SUSY2010, Bonn, Germany, 23-28 Aug. 2010.
- [64] M. Fairbairn *et al.*, *Stable massive particles at colliders*, *Phys. Rept.* **438** (2007) 1–63, [[hep-ph/0611040](#)].
- [65] A. R. Raklev, *Massive Metastable Charged (S)Particles at the LHC*, [arXiv:0908.0315](#).
- [66] F. D. Steffen, *Gravitino dark matter and cosmological constraints*, *JCAP* **0609** (2006) 001, [[hep-ph/0605306](#)].
- [67] G. R. Farrar and P. Fayet, *Phenomenology of the Production, Decay, and Detection of New Hadronic States Associated with Supersymmetry*, *Phys. Lett.* **B76** (1978) 575–579.
- [68] M. S. Chanowitz and S. R. Sharpe, *SPECTRUM OF GLUINO BOUND STATES*, *Phys. Lett.* **B126** (1983) 225.
- [69] J. L. Hewett, T. G. Rizzo, and M. A. Doncheski, *Constraints on light gluinos from Tevatron dijet data*, *Phys. Rev.* **D56** (1997) 5703–5708, [[hep-ph/9612377](#)].
- [70] G. R. Farrar, *LIGHT GLUINOS*, *Phys. Rev. Lett.* **53** (1984) 1029.
- [71] F. Buccella, G. R. Farrar, and A. Pugliese, *R BARYON MASSES*, *Phys. Lett.* **B153** (1985) 311.
- [72] G. R. Farrar, *Experiments to find or exclude a longlived, light gluino*, *Phys. Rev.* **D51** (1995) 3904–3912, [[hep-ph/9407401](#)].
- [73] H. Baer, K.-m. Cheung, and J. F. Gunion, *A Heavy gluino as the lightest supersymmetric particle*, *Phys. Rev.* **D59** (1999) 075002, [[hep-ph/9806361](#)].
- [74] E. L. Berger *et al.*, *Low-energy supersymmetry and the Tevatron bottom quark cross-section*, *Phys. Rev. Lett.* **86** (2001) 4231–4234, [[hep-ph/0012001](#)].
- [75] T. Sjostrand and P. Z. Skands, *Baryon number violation and string topologies*, *Nucl. Phys.* **B659** (2003) 243, [[hep-ph/0212264](#)].
- [76] J. L. Hewett, B. Lillie, M. Masip, and T. G. Rizzo, *Signatures of long-lived gluinos in split supersymmetry*, *JHEP* **09** (2004) 070, [[hep-ph/0408248](#)].
- [77] A. C. Kraan, *Interactions of heavy stable hadronizing particles*, *Eur. Phys. J.* **C37** (2004) 91–104, [[hep-ex/0404001](#)].
- [78] W. Kilian, T. Plehn, P. Richardson, and E. Schmidt, *Split supersymmetry at colliders*, *Eur. Phys. J.* **C39** (2005) 229–243, [[hep-ph/0408088](#)].

- [79] R. Mackeprang and A. Rizzi, *Interactions of coloured heavy stable particles in matter*, *Eur. Phys. J.* **C50** (2007) 353–362, [[hep-ph/0612161](#)].
- [80] R. Mackeprang, *Signatures of long-lived colored sparticles*, *AIP Conf. Proc.* **1200** (2010) 746–749, [[arXiv:0909.5104](#)].
- [81] M. R. Buckley, B. Echenard, D. Kahawala, and L. Randall, *Stable Colored Particles R-SUSY Relics or Not?*, [arXiv:1008.2756](#).
- [82] H. E. Haber and G. L. Kane, *The Search for Supersymmetry: Probing Physics Beyond the Standard Model*, *Phys. Rept.* **117** (1985) 75–263.
- [83] S. P. Martin, *A Supersymmetry Primer*, [hep-ph/9709356](#).
- [84] D. J. H. Chung *et al.*, *The soft supersymmetry-breaking Lagrangian: Theory and applications*, *Phys. Rept.* **407** (2005) 1–203, [[hep-ph/0312378](#)].
- [85] H. K. Dreiner, H. E. Haber, and S. P. Martin, *Two-component spinor techniques and Feynman rules for quantum field theory and supersymmetry*, *Phys. Rept.* **494** (2010) 1–196, [[arXiv:0812.1594](#)].
- [86] P. Z. Skands *et al.*, *SUSY Les Houches Accord: Interfacing SUSY Spectrum Calculators, Decay Packages, and Event Generators*, *JHEP* **07** (2004) 036, [[hep-ph/0311123](#)].
- [87] R. C. Cotta, J. A. Conley, J. S. Gainer, J. L. Hewett, and T. G. Rizzo, *Cosmic Ray Anomalies from the MSSM?*, [arXiv:1007.5520](#).
- [88] ATLAS has performed a preliminary study with a fraction of our pMSSM model set for center-of-mass energies of 10 TeV in ATL-PHYS-PUB-2009-084, July 2009.