

The Sound of the Little Bangs

Ágnes Mócsy

*Pratt Institute, Department of Math and Science, Brooklyn, NY 11205, USA
Frankfurt Institute for Advanced Studies, Ruth-Moufang-Str.1, D-60438 Frankfurt am Main, Germany*

Paul Sorensen

Physics Department, Brookhaven National Laboratory, Upton NY 11973, USA

Measurements of particles emitted from collisions of heavy ions at relativistic energies show evidence for temperature-fluctuations on the freeze-out surface of the expanding fireball. These can be understood as remnants of the density inhomogeneities in the initial collision overlap region. In this paper we present an analysis of heavy-ion collisions analogous to the analysis of the cosmic microwave background radiation. We use data on transverse momentum correlations to extract a power-spectrum from heavy-ion collisions and use a Glauber model for eccentricity to extract the transfer function needed to produce the observed correlations. We also discuss the acoustic signal, the sound that an observer inside the matter would hear.

PACS numbers:

One of the most commonly quoted goals of heavy-ion programs at past and current particle accelerators at Brookhaven National Laboratory and at CERN, is to explore early universe-like conditions. Quark-gluon plasma (QGP), the matter created when heavy nuclei at relativistic speeds are smashed into each other, is expected to be the same kind of matter that was present about a microsecond after the Big Bang, suggesting thus to refer to these collisions as "little bangs". In the past few decades many theoretical and experimental advances have been achieved in the field of Heavy Ions, however, comparisons to the early universe have been scarce [1, 2, 3]. In this paper we make a direct connection of heavy-ion collisions to one of the most impressive measurements in modern cosmology, the map of cosmic microwave background radiation (CMB). Using the equivalent measurement in heavy-ion collisions we determine the power spectrum for heavy ion collisions and the transfer function necessary to produce the spectrum. We also discuss the acoustics of the expansion phase or the sound of the little bangs.

The hot fireball created in little bangs rapidly expands and cools, and when cold enough it forms hadrons. Eventually, the system spreads out enough that the hadrons stop interacting (this is called the surface of last scattering or freeze-out) and then free-stream to the detectors. From measurements of the number, the mass, and the momentum of these particles we must infer the properties and behavior of the matter that emitted them and extract the essential physics of the QGP. One of the main discoveries was that the tiny speck of QGP matter produced in the little bangs behaves much like a liquid [4]. This finding was based on the fact that the spatial asymmetries in the initial overlap zone were detected as asymmetries in the final state particle momentum measurements from the Relativistic Heavy Ion Collider (RHIC) at BNL, and the strength and evolution of this anisotropic flow could be described surprisingly well in terms of ideal relativistic

hydrodynamics. The anisotropy is typically quantified with the second Fourier component of the azimuthal distribution of observed particles relative to the reaction plane, and is referred to as elliptic flow v_2 . These measurements strongly reflect the eccentricity of the initial nuclear overlap region. So if a liquid-like QGP is created in these collisions then acoustic waves should be able to propagate through that matter. We look for evidence of acoustic phenomena and use available data to determine the sound of the little bangs. One can consider an acoustic picture of what an observer inside the QGP would hear as the system expands and cools [?].

Measurements of two-particle correlations at RHIC [5] indicating the presence of a wide structure in rapidity (longitudinal direction) and a narrow peak in the azimuth (transverse direction), commonly referred to as the ridge and jet, have also received lots of attention [6, 7, 8, 9, 10, 11, 12]. To understand this data a number of different scenarios have been discussed in the literature. It has been proposed that the ridge-like correlations are related either to minimum-bias (soft) jets in Au+Au collisions [6], to soft gluons radiated by hard partons traversing the overlap region [7], to beam-jets boosted by the radial expansion [8], to viscous broadening [9], or to flux-tube like structures boosted by the radial expansion [10, 11]. One of us (PS) [12] proposed that the correlation structures may also arise from fluctuations of higher Fourier components of v_n , particularly v_3 , similarly related to anisotropies in the initial energy density which can be converted into momentum space during the expansion phase. It was then shown with the NEXPHARIO hydrodynamic model, that indeed, lumpy, i.e non-smooth initial conditions yield the structures observed in the two-particle correlation measurements [13]. Mishra et al proposed to measure the higher order components in the Fourier decomposition of the azimuthal particle distributions as the power spectrum from heavy-

ion collisions, and that analysis similar to that of the CMB power spectrum to get cosmological parameters can be applied to heavy ion collisions [3], but such an analysis has not been carried out before.

In a recent work Alver and Roland [14] showed that an average triangular anisotropy in the initial collision geometry leads to a triangular anisotropy in the azimuthal particle production. Petersen et al [15] carried out a similar analysis using an event by event hydrodynamic approach. In this work we propose that the complete power-spectrum determined from the measured momentum correlations should be taken as the standard to which models for heavy-ion collisions are compared. We use a Monte Carlo Glauber model [16] for initial eccentricities to extract the transfer function which converts the initial coordinate-space anisotropy into momentum-space anisotropy. We use the transverse momentum correlation measurements published by the STAR collaboration [17]. Our analysis is not only analogous to the power spectrum analysis of the CMB, but also allows for a direct comparison of relativistic heavy-ion collisions to the early universe.

The CMB by the Wilkinson Microwave Anisotropy Probe of NASA [18] is a map of temperature-fluctuations, i.e hotspots corresponding to over-densities, present at the surface of last scattering at about 300,000 years after the Big Bang. These temperature-fluctuations arise from quantum-fluctuations in the early universe, which are then stretched to cosmic sizes by inflation, and propagated as density waves in the early universe, and they ultimately explain why the universe contains the structure that it does (see Figure 1). Since sound is the propagation of density waves, cosmologist refer to the power spectrum of the CMB as acoustic peaks and extract cosmological parameters from them.

In heavy-ion collisions because the colliding nuclei are lumpy, with high and low density regions, we expect the speck of QGP to start out lumpy. Here we won't dwell on the exact theory to describe these initial fluctuations, but only point out that the finite number of particles in the approaching nuclei implies that the density-fluctuations must be there. Such initial state anisotropies can be identified only if they survive the evolution of the system until freeze-out and then manifest in the momentum distribution of particles. We expect that density lumps at the start of the collisions show up at the end, in the final-state momentum measurements, because the rapid expansion boosts these lumps outward [19]. If this is in fact the case, then we expect hotspots in the surface of last scattering. These over- and under-densities are similar to the over- and under-densities that show up as hotspots in the CMB (see Figure 1). So just like quantum fluctuations in the early universe show up in the CMB, we expect to see fluctuations from the beginning of the little bangs in the tracks in the detectors. But there is a difference: Measuring temperature-fluctuations in the CMB

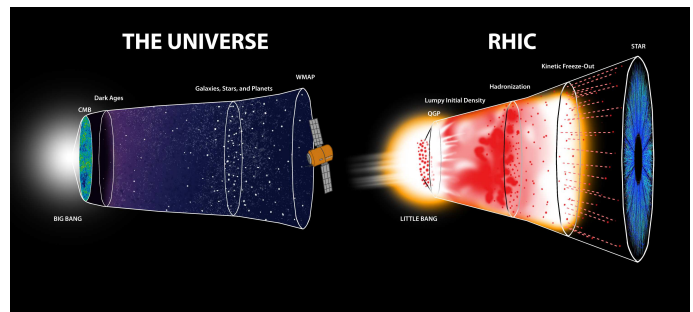


FIG. 1: Schematic of the expansion of the universe and of the expansion of gold nuclei collision (illustration by Alex Doig).

required extremely precise temperature measurements at more than two million points in the sky, each of which requires enough photons to be observed to reconstruct the black-body spectrum from which the temperature is determined. But in the little bangs created in the laboratory, only a few thousand particles can be created at once, so a similar map cannot be made for each event. But whereas we can only observe one universe, billions of collisions are created in the lab. By studying data accumulated from millions of these collisions, we can search for evidence of hotspots in the surface of last scattering.

Our starting point is the data for two-particle momentum correlations (related to $(p_{t1} - \langle p_t \rangle)(p_{t2} - \langle p_t \rangle)$) for different relative angles between particles $\Delta\phi$ [17]. A narrow peak positioned around small angle separation observed in the data tells us that particles with above average momentum usually come out together. In other words: if a particle comes out with a momentum above average then the nearby particles also tend to have momenta above the average. This is what we expect from hotspots on the surface of last scattering, since high temperature regions will tend to generate higher momentum particles. The correlation of these fast particles suggests that they are born out of the same high density high temperature lump. Let us note that we do not attempt to decompose into different components, i.e. jets and resonances and background. The power spectrum we extract from data should and does contain all these contributions. The correlation's observed are too large in magnitude, too narrow in ϕ , and too broad in η to be dominated by jets (there will surely be some contribution but it is suppressed by $1/\text{multiplicity}$). As for resonances, if a hotspot is there, it will emit massive and/or high momentum particles. The decay of a hotspot can proceed through decays into resonances. The power spectrum reflects all these contributions. An important piece of evidence built into our reasoning is that v_n -fluctuations are close to what we expect from density fluctuations from several models. The two-particle correlations data also match what we expect from these models [13, 14, 15, 20]. This gives us confidence that the correlations really are

dominated by the over- and under-densities at the start of the expansion phase. Further emerging evidence to support this picture comes also from the improved description of particle spectra when temperature fluctuations are considered [21]. In Figure 2 we show evidence for the survival of early time $\tau = 0.6\text{fm}/c$ density fluctuations to later times $\tau = 4.6\text{fm}/c$. We determined these temperature profiles in the transverse plane at mid-rapidity by translating the energy density profiles of Werner et al [22] into temperature, using the parametrized lattice QCD results for energy-density-temperature from [23].

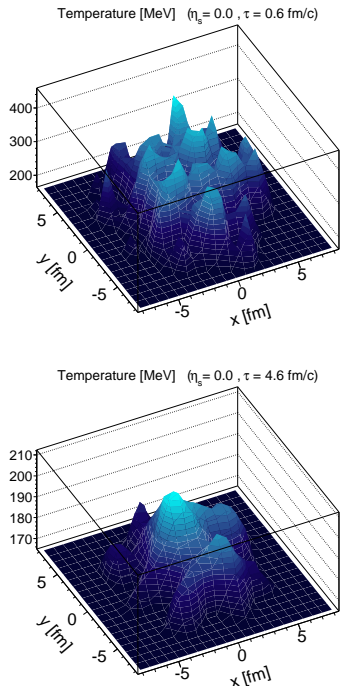


FIG. 2: Temperature profile, hotspots, in the transverse plane at mid-rapidity for proper time $\tau = 0.6\text{fm}/c$ (upper) and $\tau = 4.6\text{fm}/c$ (lower).

Fig. 2 shows that the collisions of Au nuclei with size $D_{Au} \approx 12\text{ fm}$, contain hotspots of size $l_{spot} \approx 1.5\text{ fm}$ and that remnants of those hotspots persists during the collisions evolution. In addition to those scales, two other length scales can be specified. First is the acoustic horizon defined by how far mechanical information can propagate through the medium at time τ :

$$H(\tau) = \int_0^{\tau_{fo}} c_s(\tau) d\tau \quad (1)$$

which should also relate to how quickly l_{spot} grows. The acoustic horizon can be determined from lattice data on the speed of sound vs energy density [25] and a hydrodynamic model which can specify the energy density as a function of time [26]. Fig. 3 shows the acoustic horizon for QCD matter. Second is the mean free path of the interacting constituents of the matter l_{mfp} . The fact that

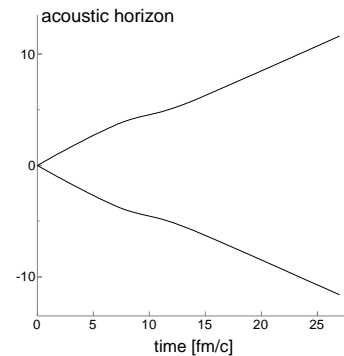


FIG. 3: The acoustic horizon.

hydrodynamic models do a reasonable job of predicting the value of v_2 suggests that l_{mfp} can be considered small compared to the size of the system. By examining the power-spectrum of heavy-ion collisions which includes information for all values of n (beyond just $n = 2$ or $n = 3$), we can learn more about the relative length scales, because as we increase n , we reduce the length scale probed. Note that $n = 1$ is dominated by momentum conservation which suppresses the $n = 1$ term.

We determine the power spectrum for heavy-ion collisions from STAR data on two-particle momentum correlations [17]. The $p_T p_T$ correlations have been measured as a function of the relative angles between the emitted particles ($\Delta\phi$ and $\Delta\eta$). This correlation is parameterized in the STAR paper using the following function:

$$f(\Delta\phi) = A_1 e^{-(\frac{\Delta\phi}{\sqrt{2}\sigma_1})^\alpha} + A_2 e^{-(\frac{\Delta\phi}{\sqrt{2}\sigma_2})^\beta} + A_3 e^{-(\frac{\Delta\phi}{\sqrt{2}\sigma_3})^\gamma}. \quad (2)$$

We consider a slide at $\Delta\eta = 0$ and Fourier-transformed this correlation function versus relative azimuthal angle [24] (in principle expand in spherical harmonics, but since we look only at transverse plane we have only two directions).

$$f(\Delta\phi) = \sum_{n=1}^{\infty} a_n \cos(n\Delta\phi) \quad (3)$$

where

$$a_n = \frac{2}{\pi} \int_0^\pi f(\Delta\phi) \cos(n\Delta\phi) d(\Delta\phi) \quad (4)$$

This way we generated the azimuthal power spectrum, a_n versus the harmonic number n , shown in Figure 4.

The fundamental mode is $n = 1$ and for density lumps at radius R it corresponds to a half-wavelength of $\lambda_1/2 = 2R$. The transverse radius of the system expands rather slowly from its original 6 fm. Typical final size estimates range from 8 fm to 13 fm [27]. The higher harmonics are defined as $\lambda_n = 4R/n$. The power spectrum gives the relative energy in each mode n .

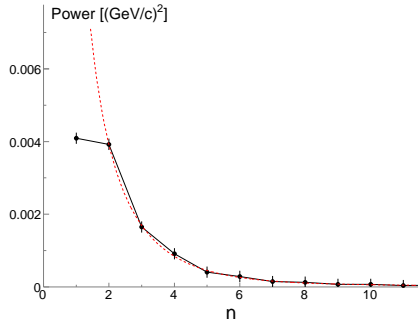


FIG. 4: The power spectrum versus harmonic number at central rapidity at freeze-out.

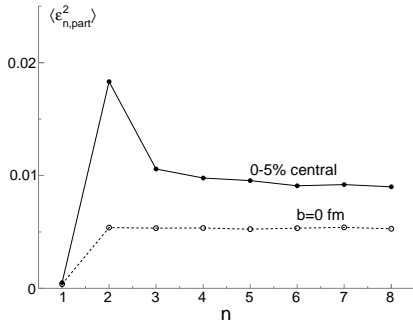


FIG. 5: Participant eccentricity for arbitrary harmonic n for either perfectly central Au+Au collisions or 5% most central.

Having extracted the power-spectrum from the azimuthal correlations of observed particles, we can compare that to the azimuthal distribution of matter in the initial overlap zone. This is calculated using the participant eccentricity for all harmonics n . The fluctuations in the initial geometry cause the major axis of the eccentricity to fluctuate away from the reaction-plane direction. The eccentricity calculated along the major-axis is the participant eccentricity [14]. Fig. 5 shows the average of the participant eccentricity squared from a Monte Carlo Glauber model [16] for perfectly central collision and for the 5% most central collisions. The $n = 1$ term is small because the participants are recentered so that $\langle x \rangle = \langle y \rangle = 0$. For $b = 0$ collisions we note that the eccentricity is nearly independent of n for $n > 1$. This is because for symmetric collisions, the participant eccentricity is entirely determined by the number of participants, independent of n . In this case, if all harmonics were converted equally, the final correlation function would be a dirac delta function at $\Delta\phi = 0$. We expect however, that the conversion of higher harmonic eccentricity will be damped due to the existence of the length scale l_{mfp} . We expect the conversion to be efficient only when $l_{mfp} < 2R/n$. We can investigate the damping of the higher modes by plotting the transfer function which is the ratio of the power spectrum in Fig. 4 to $\langle \varepsilon_{part,n}^2 \rangle$

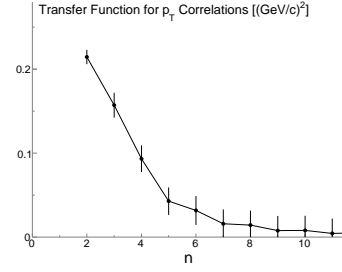


FIG. 6: The transfer function for heavy ion collisions for $n > 1$.

in Fig. [?].

Fig. 6 shows the transfer function derived from the power spectrum compared to the initial eccentricity spectrum ($\langle \varepsilon_{part,n}^2 \rangle$). We've used $\langle \varepsilon_{part,n}^2 \rangle$ for a centrality range that matches the data. The transfer function shows that as n increases, the efficiency for converting coordinate-space anisotropy into momentum space quickly drops off as expected from the condition $l_{mfp} < 2R/n$. The shape of the transfer function therefore contains information therefore on the viscosity of the system.

Since we are discussing the acoustics of the little bang, we can consider the sound that an observer inside the medium would hear [28]. The sound at freeze-out is composed of a superposition of different waves with different frequencies determined from the above discussed two-particle momentum correlation data. The development of the sound is dominated by the time evolution of the acoustic horizon. Just like the horizon defines how far one can see, the acoustic horizon defines what sounds can be heard: When half a wavelength fits inside the horizon that wavelength becomes "audible". Initially, only the shortest of wavelengths can fit inside the horizon, so we hear the higher tones first. As time passes, longer wavelengths and lower tones become audible. Finally, as the system becomes too cool and too spread out to interact anymore, the final note would be heard before the silence of vacuum.

In this letter we've considered the acoustics of heavy ion collisions and discussed the analogy with the early universe. We've also presented the power spectrum from heavy ion collisions and derived the transfer function.

Acknowledgments: We thank Marcus Bleicher and Klaus Werner for providing the data for the energy density profile and Alex Doig for preparing illustrations for the outreach part of our project. AM thanks FIAS for the kind hospitality.

-
- [1] K. Yagi, T. Hatsuda and Y. Miake, Camb. Monogr. Part. Phys. Nucl. Phys. Cosmol. **23**, 1 (2005).
 - [2] H. Schade and B. Kampfer, Phys. Rev. C **79**, 044909

- (2009) [arXiv:0705.2003 [hep-ph]]; D. Boyanovsky, H. J. de Vega, D. J. Schwarz, Ann. Rev. Nucl. Part. Sci. **56**, 441-500 (2006). [hep-ph/0602002].
- [3] A. P. Mishra, R. K. Mohapatra, P. S. Saumia *et al.*, Phys. Rev. **C77**, 064902 (2008). [arXiv:0711.1323 [hep-ph]].
- [4] M. Gyulassy, L. McLerran, Nucl. Phys. **A750**, 30-63 (2005). [nucl-th/0405013]; M. Riordan, W. A. Zajc, Sci. Am. **294N5**, 24-31 (2006).
- [5]
- [6] T. A. Trainor [STAR Collaboration], AIP Conf. Proc. **828**, 238 (2006) [arXiv:nucl-ex/0510035].
- [7] A. Majumder, B. Muller, S. A. Bass, Phys. Rev. Lett. **99**, 042301 (2007). [hep-ph/0611135].
- [8] E. V. Shuryak, Phys. Rev. **C76**, 047901 (2007). [arXiv:0706.3531 [nucl-th]].
- [9] S. Gavin, G. Moschelli, J. Phys. G **G35**, 104084 (2008). [arXiv:0806.4366 [nucl-th]].
- [10] S. A. Voloshin, Nucl. Phys. **A749**, 287-290 (2005). [nucl-th/0410024].
- [11] A. Dumitru, F. Gelis, L. McLerran *et al.*, Nucl. Phys. **A810**, 91 (2008). [arXiv:0804.3858 [hep-ph]]; S. Gavin, L. McLerran, G. Moschelli, Phys. Rev. **C79**, 051902 (2009). [arXiv:0806.4718 [nucl-th]].
- [12] P. Sorensen, J. Phys. G: Nucl. Part. Phys. **37** 094011 (2010) [arXiv:1002.4878 [nucl-ex]].
- [13] J. Takahashi, B. M. Tavares, W. L. Qian, F. Grassi, Y. Hama, T. Kodama and N. Xu, Phys. Rev. Lett. **103**, 242301 (2009) [arXiv:0902.4870 [nucl-th]].
- [14] B. Alver, G. Roland, Phys. Rev. **C81**, 054905 (2010). [arXiv:1003.0194 [nucl-th]].
- [15] H. Petersen, G. -Y. Qin, S. A. Bass *et al.*, [arXiv:1008.0625 [nucl-th]].
- [16] M. L. Miller, K. Reygers, S. J. Sanders and P. Steinberg, Ann. Rev. Nucl. Part. Sci. **57**, 205 (2007) [arXiv:nucl-ex/0701025].
- [17] J. Adams *et al.* [STAR Collaboration], J. Phys. G **32**, L37 (2006) [arXiv:nucl-ex/0509030].
- [18] <http://map.gsfc.nasa.gov/>
- [19] S. A. Voloshin, Phys. Rev. B **632**, 490 (2006).
- [20] P. Sorensen, arXiv:0808.0503 [nucl-ex], proceedings of 24th Winter Workshop on Nuclear Dynamics, South Padre Island, Texas, 5-12 Apr 2008.
- [21] Z. Tang *et al.*, Phys. Rev. C **79**, 051901 (R) (2009).
- [22] K. Werner, I. Karpenko, T. Pierog, M. Bleicher and K. Mikhailov, arXiv:1004.0805 [nucl-th].
- [23] P. Huovinen, P. Petreczky, Nucl. Phys. **A837**, 26-53 (2010). [arXiv:0912.2541 [hep-ph]].
- [24] T. A. Trainor and D. T. Kettler, Int. J. Mod. Phys. E **17**, 1219 (2008) [arXiv:0704.1674 [hep-ph]].
- [25] A. Bazavov *et al.*, Phys. Rev. D **80**, 014504 (2009) [arXiv:0903.4379 [hep-lat]].
- [26] P. F. Kolb, Heavy Ion Phys. **21**, 243 (2004) [arXiv:nucl-th/0304036].
- [27] F. Retiere and M. A. Lisa, Phys. Rev. C **70**, 044907 (2004) [arXiv:nucl-th/0312024].
- [28] <http://soundofthelittlebang.com/>