

How to look for supersymmetry under the lamppost at the LHC

Partha Konar, Konstantin T. Matchev, Myeonghun Park, and Gaurab K. Sarangi
Physics Department, University of Florida, Gainesville, FL 32611, USA

(Dated: August 14, 2010)

We apply a model-independent, agnostic approach to the collider phenomenology of supersymmetry (SUSY), in which *all* mass parameters are taken as free inputs at the weak scale. We consider the gauginos, higgsinos, and the first two generations of sleptons and squarks, and analyze all possible mass hierarchies among them ($4 \times 8! = 161,280$ in total) in which the lightest superpartner is neutral, leading to missing energy. In each case, we identify the full set of the dominant (i.e. least suppressed by phase space, small mixing angles or Yukawas) decay chains originating from the lightest colored superpartner. Our exhaustive search reveals several quite dramatic yet unexplored multilepton signatures with up to 8 isolated leptons (plus possibly up to 2 massive gauge or Higgs bosons) in the final state. Such events are spectacular, background-free for all practical purposes, and may lead to a discovery in the very early stage ($\sim 10 \text{ pb}^{-1}$) of LHC operations at 7 TeV.

PACS numbers: 14.80.Ly, 12.60.Jv, 13.85.-t

The ramping operations at the CERN Large Hadron Collider (LHC) have begun the long awaited and historic exploration of the TeV scale, where new physics beyond the standard model (SM) is expected to emerge. Among the multitude of new scenarios, low energy supersymmetry (SUSY) has long been the primary target of the LHC experiments, not just because it is well motivated theoretically [1], but also because its generic discovery signatures cover a much wider class of models [2].

By itself, SUSY is very predictive, as it fixes the spins and couplings of the new particles (the superpartners). Unfortunately, this is not sufficient to pin down its precise collider discovery signatures, as the latter crucially depend on the SUSY mass spectrum, which is in turn determined by the mechanism of supersymmetry *breaking*. Alas, almost 40 years of model building effort since the discovery of supersymmetry have failed to produce a single, universally accepted model of SUSY breaking.

Given one's utter ignorance about the expected pattern of SUSY masses, in this letter we adopt a most conservative, agnostic approach, where the masses of all superpartners are treated as free inputs at the weak scale. We shall then consider *all* possible hierarchical patterns among them, and identify the set of dominant (in the sense defined below) collider signatures in each case. In our quest for interesting models, we shall be guided by experimental pragmatism instead of theoretical prejudice.

The purpose of this study is twofold. First, most previous collider studies of SUSY have been performed for specific SUSY benchmark points, typically chosen within some minimal model such as “minimal supergravity” (MSUGRA) [3]. We will therefore be interested in uncovering new types of signatures which may have been missed in the standard benchmark approach. Secondly, we shall focus our search on signatures with a high number of isolated leptons, which constitute the proverbial “smoking gun” for new physics. For example, the inclusive trilepton channel is already recognized as “the golden mode” for an early SUSY discovery at hadron colliders. One of our main results here will be the identification of

TABLE I: The set of SUSY particles considered in this analysis, shorthand notation for each multiplet, and the corresponding soft SUSY breaking mass parameter.

\tilde{u}_L, \tilde{d}_L	\tilde{u}_R	\tilde{d}_R	$\tilde{e}_L, \tilde{\nu}_L$	\tilde{e}_R	$\tilde{h}_\pm^\pm, \tilde{h}_u^0, \tilde{h}_d^0$	\tilde{b}^0	$\tilde{w}^\pm, \tilde{w}^0$	\tilde{g}
Q	U	D	L	E	H	B	W	G
M_Q	M_U	M_D	M_L	M_E	M_H	M_B	M_W	M_G

a number of new SUSY mass patterns whose *dominant* signatures have up to *eight* leptons in the final state.

Our setup is as follows. We take the usual superpartner content of the Minimal Supersymmetric Standard Model (MSSM) listed in Table I. For simplicity, in this letter we shall consider just two degenerate light generations of sfermions. Third generation effects can be trivially incorporated in the discussion [4], and only complicate the bookkeeping. Given the 9 input mass parameters in Table I, in general there are $9! = 362,880$ possible orderings among them, each leading to a distinct pattern (hierarchy) of sparticle masses. We shall use the shorthand notation from Table I to label each hierarchy: for example, $GQUDHLLWEB$ is a model with $M_G > M_Q > M_U > M_D > M_H > M_L > M_W > M_E > M_B$.

Our first goal will be to identify the main collider signatures for each hierarchy. As in any discussion on SUSY collider phenomenology, our starting point is the fate and then the nature of the Lightest Supersymmetric Particle (LSP), which we shall generically denote by \mathcal{L} . For our main analysis, we shall assume that R -parity is conserved (or very weakly broken), so that \mathcal{L} is stable on the scale of the detector. (We briefly discuss the R -parity violating option at the end.) Then, the original $9!$ model hierarchies can be classified into the following three categories:

I. *CHAMPs*. In the $8! = 40,320$ cases with $\mathcal{L} = E$, the LSP is an electrically charged, color-neutral particle (the right-handed slepton \tilde{e}_R). The corresponding generic collider signature is a long-lived charged massive particle (CHAMP) [5], regardless of the particular ordering of the heavier sparticles.

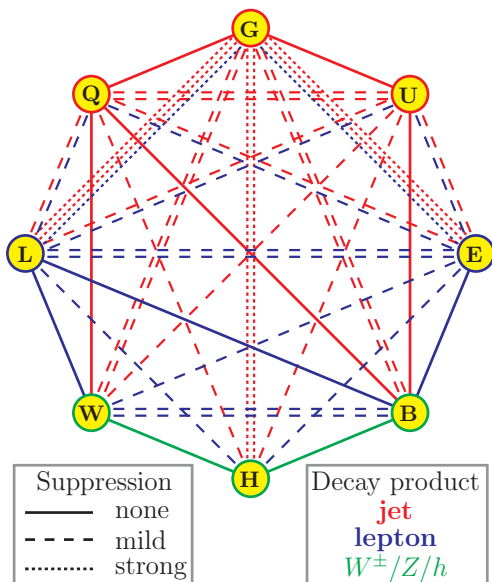


FIG. 1: Graphical representation of the allowed transitions between the SUSY states from Table I. One (two, three) parallel lines represent two- (three-, four-) body decays. The relative suppression of each decay mode is indicated by the line type. The identity of the resulting SM decay products is denoted by the line color: red for a jet j , blue for a lepton ℓ and green for a massive boson $v \equiv \{W^\pm, Z, h\}$ (which may be either on-shell or off-shell).

II. *R-hadrons*. In $4 \times 8! = 161,280$ of the remaining hierarchies $\mathcal{L} \in \{Q, U, D, G\}$, the LSP is a colored particle, and the generic searches for stable R-hadrons apply [6]. Again the ordering of the heavier particles is not particularly important.

III. *Missing transverse energy*. In the remaining $4 \times 8! = 161,280$ cases $\mathcal{L} \in \{L, B, W, H\}$ and the LSP is a weakly-interacting, electrically neutral particle. Its production will lead to missing transverse energy (\cancel{E}_T) in the detector. Now, however, the signatures crucially depend on the ordering of the heavier particles, since it is not feasible to look for \cancel{E}_T inclusively. Our goal here is to fully classify these 161,280 models according to their collider phenomenology. Unlike previous general approaches [7], which employed scans of the multi-dimensional SUSY parameter space, here we would like to avoid scanning, keeping the discussion simple and qualitative.

Both of the currently operating high energy colliders (the Tevatron at Fermilab and the LHC at CERN) are *hadron* machines, at which the total production is expected to be dominated by the strong production of colored superpartners. Correspondingly, the starting point for our classification will be the nature of the lightest colored superpartner (LCP), denoted by \mathcal{C} . Then, each of the 161,280 missing energy hierarchies at hand can be represented by a particular ordering

$$x \dots x \mathcal{C} y \dots y \mathcal{L}, \quad (1)$$

where the x 's stand for inconsequential entries, $\mathcal{C} \in$

TABLE II: Number of hierarchies for the various dominant decay modes of the LCP \mathcal{C} .

n_ℓ	$n_v = 0$		$n_v = 1$		$n_v = 2$	
	$n_j = 1$	$n_j = 2$	$n_j = 1$	$n_j = 2$	$n_j = 1$	$n_j = 2$
0	79296	26880	12768	3360	1344	672
1	30240	10080	1824	480	192	96
2	19770	6030	1500	180	0	0
3	4656	1296	312	72	6	6
4	1656	396	66	6	0	0

$\{G, Q, U, D\}$, $y \in \{L, B, W, H, E\}$ and $\mathcal{L} \in \{L, B, W, H\}$. The dominant collider signature for each model hierarchy (1) will be determined by the *inclusive* pair production of \mathcal{C} and its *dominant* subsequent decays.

Our key idea here is that once a given hierarchy (1) is assumed, the dominant decay modes of \mathcal{C} are uniquely determined, since supersymmetry predicts all superpartner couplings. In our analysis, we shall assume that there are no accidental phase space suppressions due to any two mass parameters from Table I being very close. This assumption also guarantees that the chargino and neutralino mixing angles are small and the mass eigenstates are roughly aligned with the interaction eigenstates. One can then use the simple chart in Fig. 1 to identify the dominant (i.e. least suppressed) decay modes of \mathcal{C} , which we label by the number of leptons n_ℓ (blue lines), number of jets n_j (red lines) and number of massive bosons n_v (green lines) encountered along the way. Solid lines in the figure correspond to 2-body decays which do not suffer from any (chargino or neutralino) mixing angle suppression (MAS); dashed lines indicate either 2-body decays with MAS or 3-body decays with no MAS; and finally, dotted lines stand for either 3-body decays with MAS or 4-body decays with no MAS. We then count the number of mass hierarchies (1) which exhibit a dominant decay channel for \mathcal{C} with a given set of (n_ℓ, n_v, n_j) , and show the result in Table II. At times, there can be several dominant decay modes of \mathcal{C} . For example, consider $xxxxQWBLH$. One can get $(n_\ell, n_v, n_j) = (0, 1, 1)$ in two ways: $Q \rightarrow W \rightarrow H$ or $Q \rightarrow B \rightarrow H$. It is also possible to have $(n_\ell, n_v, n_j) = (2, 0, 1)$ in two different ways: $Q \rightarrow W \rightarrow L \rightarrow H$ or $Q \rightarrow B \rightarrow L \rightarrow H$. Therefore, $xxxxQWBLH$ contributes one entry to each of the two boxes $(n_\ell, n_v, n_j) = (0, 1, 1)$ and $(n_\ell, n_v, n_j) = (2, 0, 1)$ in Table II. As a result, the total number of entries (203,184) in Table II is larger than the total number of hierarchies (161,280).

Table II leads to some interesting conclusions. For example, we see that the purely hadronic signatures of n_j jets and \cancel{E}_T alone cover a very large fraction ($\sim 65\%$) of all possible SUSY hierarchies with a neutral LSP. There is also a sizable fraction of models which can be explored via the standard searches for signatures with one, two or three leptons. Keep in mind that the LCP's are produced in pairs, so the collider signature is obtained by *doubling* the number of leptons and jets displayed in the

TABLE III: Number of hierarchies for the *maximally leptonic* decay modes of the LCP \mathcal{C} .

n_ℓ	$n_v = 0$		$n_v = 1$		$n_v = 2$	
	$n_j = 1$	$n_j = 2$	$n_j = 1$	$n_j = 2$	$n_j = 1$	$n_j = 2$
0	61488	21168	8310	2550	780	420
1	24150	8310	1278	378	132	72
2	17190	5550	1230	150	0	0
3	4362	1242	312	72	6	6
4	1656	396	66	6	0	0

table and is given by $2n_\ell + 2n_v + 2n_j + \cancel{E}_T$. Perhaps the most important result from Table II is that there is a non-negligible fraction of SUSY models ($\sim 1\%$) in which one of the dominant decay modes of the LCP yields 4 isolated leptons, and the corresponding collider signature is 8 leptons plus \cancel{E}_T !

We now repeat the same analysis, only this time from the set of all dominant decay modes of \mathcal{C} , we select the one with the largest n_ℓ , and in case of a tie for n_ℓ , we pick the chain with the larger n_v . We refer to such decay modes of the LCP as “maximally leptonic”. The new tally is displayed in Table III, where now the sum of all entries equals the total number of signatures 161,280.

It is instructive to apply our general formalism to the familiar MSUGRA model, where the soft SUSY mass parameters of Table I have common values (M_0 for the scalar superpartners and $M_{1/2}$ for the gauginos) at the grand unification scale. First, one may ask how many of the 161,280 missing energy hierarchies are actually represented in MSUGRA. The answer is provided in Fig. 2, in which we divide the usual $(M_0, M_{1/2})$ plane into disjoint color-coded areas, according to the observed mass pattern (1). The allowed region contains only 47 differ-

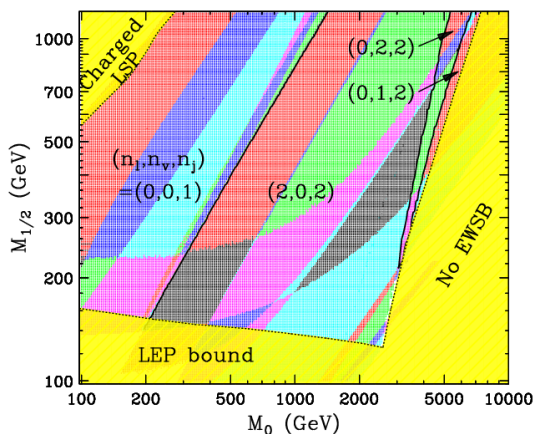


FIG. 2: A slice through the MSUGRA parameter space for fixed $A_0 = 0$, $\tan\beta = 10$ and $\mu > 0$. Yellow shaded regions are ruled out by direct searches at LEP or by requiring a neutral LSP. The remaining area is color-coded according to the sparticle hierarchy type (1). The solid black lines delineate regions with the same maximally leptonic \mathcal{C} decay mode.

TABLE IV: Input soft SUSY mass parameters (in GeV) for the *xxGQWLBEH* study points used for Figs. 3 and 4.

M_G	M_Q	M_W	M_L	M_B	M_E	M_H
400	300	220	190	130	130	130
450	350	280	190	120	120	120
500	400	280	190	120	120	120
550	450	310	200	120	120	120
600	500	350	210	130	120	120
700	600	420	230	150	130	120
800	700	480	250	160	130	120
900	800	500	250	170	130	120
1000	900	510	250	170	130	120

ent hierarchies (some areas are too small to be readily noticeable with the naked eye). Comparing this to the total number of 161,280 possibilities, one gets an idea of the limitations of MSUGRA as a benchmark scenario.

We also use Fig. 2 to illustrate the extent to which the MSUGRA model is able to cover the generic SUSY signature space. The black solid lines in Fig. 2 divide the allowed portion of the $(M_0, M_{1/2})$ plane into disjoint regions, classified according to the maximally leptonic \mathcal{C} decay mode, labelled by (n_ℓ, n_v, n_j) . We find that MSUGRA exhibits only 4 out of the 26 possibilities found in Table III. At small values of M_0 , the LCP is a right-handed squark (either \tilde{u}_R or \tilde{d}_R), whose single dominant decay mode is directly to the bino-like LSP: $\{\tilde{u}_R, \tilde{d}_R\} \xrightarrow{j} \tilde{b}^0$. As the value of M_0 increases and the squarks get heavier, the gluino eventually becomes the LCP and its maximally leptonic decay mode is $\tilde{g} \xrightarrow{j} \tilde{w}^0 \xrightarrow{\ell} \tilde{b}^0$. Upon further increasing M_0 , we eventually enter the focus point region [8], where at first $M_W > M_H > M_B$ and the winos decay as $\{\tilde{w}^\pm, \tilde{w}^0\} \xrightarrow{v} \{\tilde{h}^\pm, \tilde{h}_u^0, \tilde{h}_d^0\} \xrightarrow{v} \tilde{b}^0$, while in the rightmost portion of the plot one finds $M_W > M_B > M_H$ with the direct transitions $\{\tilde{w}^\pm, \tilde{w}^0\} \xrightarrow{v} \{\tilde{h}^\pm, \tilde{h}_u^0, \tilde{h}_d^0\}$. Of course, Fig. 2 only displays *dominant* LCP decay modes. Some parameter points in MSUGRA may contain other, longer decay chains with a higher number of leptons, but those would be subdominant and therefore suppressed by branching fractions. For example, the hierarchy *xxxUHLWEB* has a 4-lepton chain $\tilde{u}_R \xrightarrow{j} \tilde{h}^0 \xrightarrow{\ell} \tilde{e}_L \xrightarrow{\ell} \tilde{w}^0 \xrightarrow{\ell} \tilde{e}_R \xrightarrow{\ell} \tilde{b}^0$, but it has two bottlenecks at $\tilde{u}_R \xrightarrow{j} \tilde{h}^0$ and $\tilde{h}^0 \xrightarrow{\ell} \tilde{e}_L$, see Fig. 1.

In the rest of this letter we study in detail one example[11] of a maximally leptonic decay chain with 4 leptons, where the corresponding collider signal is 8 isolated leptons plus jets plus missing energy. For concreteness, consider the hierarchy *xxGQWLBEH* at several different study points, defined in Table IV and chosen “under the lamppost”, i.e. to maximize the 8-lepton signal rate. For this hierarchy, 8 lepton events arise from the inclusive pair production of left-handed squarks \tilde{u}_L, \tilde{d}_L , followed by

$$\tilde{u}_L, \tilde{d}_L \xrightarrow{j} \tilde{w}^0 \xrightarrow{\ell} \tilde{L} \xrightarrow{\ell} \tilde{b}^0 \xrightarrow{\ell} \tilde{L} \xrightarrow{\ell} \tilde{h}_u^0, \tilde{h}_d^0. \quad (2)$$

Ignoring phase space suppression factors, third genera-

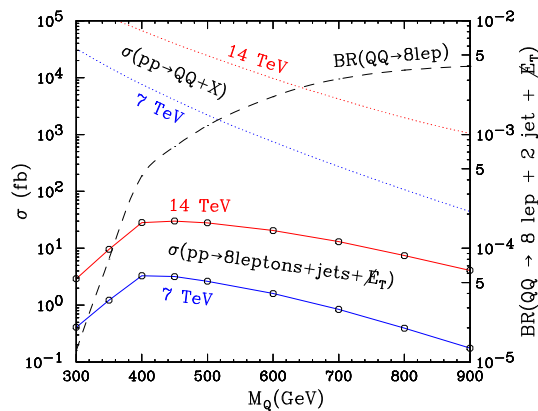


FIG. 3: Inclusive cross-sections (in fb) at the LHC for 8 lepton events from the exclusive chain in (2) for the study points from Table IV (solid lines); inclusive cross-sections for left-handed squark pair production (dotted); and cumulative branching fraction of the 8 lepton final state (dashed, read on the right).

tion effects and the masses of the W^\pm , Z and h , it is easy to estimate the individual branching ratios for this chain as follows [4]: $BR(\tilde{g} \rightarrow \tilde{q}_L + j) = 1$; $BR(\tilde{q}_L \rightarrow \tilde{w}^0 + j) \simeq \frac{1}{3}$; $BR(\tilde{w}^0 \rightarrow \tilde{\ell}_L^\pm + \ell^\mp) \simeq \frac{1}{3}$; $BR(\tilde{\ell}_L^\pm \rightarrow \tilde{b}^0 + \ell^\pm) = 1$; $BR(\tilde{b}^0 \rightarrow \tilde{\ell}_R^\pm + \ell^\mp) \simeq \frac{4}{5}$; $BR(\tilde{\ell}_R^\pm \rightarrow \tilde{h}_{u/d}^0 + \ell^\pm) = 1$. Multiplying these results and squaring, we expect the cumulative branching fraction for 8 lepton events to be around 0.7%. This is confirmed by the dashed line in Fig. 3, which approaches this asymptotic value for large mass splittings (large M_Q). We see that to maximize the overall branching fraction, we must scale the SUSY mass spectrum up. Yet to maximize the production rate, we must scale the spectrum down. An optimum compromise is therefore found for intermediate values of the SUSY masses, as shown in Fig. 3. The study points in Table IV were picked by varying M_Q , fixing $M_G = M_Q + 100$ GeV, and choosing the rest of the spectrum from a coarse scan to maximize the 8 lepton rate shown by the solid lines in Fig. 3. These study points were then processed with the PYTHIA [9] event generator and the PGS [10] detector simulator for the case of an LHC at 7 TeV center-of-mass energy and just 1 fb^{-1} of data. Because these events are essentially background free, we simply count

PGS-reconstructed isolated leptons with default p_T cuts of 3 GeV for muons and 10 GeV for electrons, and display the result in Fig. 4. Due to the imperfect detector acceptance, we got only one 8 lepton event in 1 fb^{-1} . Nevertheless, for $M_Q \lesssim 500$ GeV typically there are a handful of 7 lepton events and hundreds of 4 lepton events, which are already very clean. Since only 5 clean events are sufficient for discovery, the region $M_Q \lesssim 500$ GeV can be probed with as little as 10 pb^{-1} of data.

We note in passing that one may expect even more leptons if R -parity is violated and the LSP decays promptly to SM particles. For example, lepton number violation of the type LLE would lead to $2+2=4$ additional leptons, bringing the maximum lepton total per event to 12.

In conclusion, we have shown that already with its first 10 pb^{-1} of data the LHC can start probing SUSY, provided one looks in the right place. To this end, it is imperative to search for the model hierarchies that are *most likely* to be discovered first. We believe this letter outlines the most general strategy to do just that.

Acknowledgments

Work supported by US DoE grant DE-FG02-97ER41029.

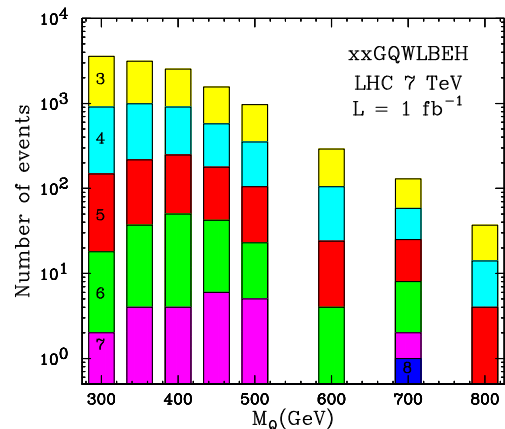


FIG. 4: (Stacked) number of multi-lepton events in 1 fb^{-1} of data at a 7 TeV LHC, for the $xxGQWLBEH$ sparticle hierarchy with the mass spectra shown in Table IV.

- [1] D. J. H. Chung *et al.*, Phys. Rept. **407** (2005) 1.
- [2] H.-C. Cheng, K. T. Matchev, M. Schmaltz, Phys. Rev. **D66**, 056006 (2002).
- [3] M. Battaglia *et al.*, Eur. Phys. J. **C22**, 535-561 (2001).
- [4] P. Konar, K. Matchev, M. Park and G. Sarangi, to appear.
- [5] T. Aaltonen *et al.* [CDF Collaboration], Phys. Rev. Lett. **103**, 021802 (2009); V. M. Abazov *et al.* [D0 Collaboration], Phys. Rev. Lett. **102**, 161802 (2009).
- [6] A. C. Kraan, J. B. Hansen, P. Nevski, Eur. Phys. J. **C49**, 623-640 (2007).
- [7] See, e.g. D. Feldman, Z. Liu, P. Nath, Phys. Rev. Lett.

- 99**, 251802 (2007); C. F. Berger *et al.*, JHEP **0902**, 023 (2009); C. Horn, J. Phys. G **36**, 105005 (2009).
- [8] J. L. Feng, K. T. Matchev, T. Moroi, Phys. Rev. **D61**, 075005 (2000).
- [9] T. Sjostrand, S. Mrenna, P. Z. Skands, JHEP **0605**, 026 (2006).
- [10] <http://www.physics.ucdavis.edu/conway/research/software/pgs/pgs4-general.htm>
- [11] The complete list of all 161,280 hierarchies analyzed in this paper and their signatures will be given in [4].