

Polynomial time and space exact and heuristic algorithms for determining the generators, orbits and order of the graph automorphism group

Stoicho D. Stoichev

Department of Computer Systems, Technical University of Sofia
email:stoi@tu-sofia.bg

Abstract

Two new polynomial time and space algorithms, exact (VSEPARN) and heuristic (HEURAUT) for determining the generators, orbits and order of an undirected graph automorphism group are presented. A basic tool of these algorithms is the adjacency refinement procedure that gives finer output partition on a given input partition of graph vertices. The refinement procedure is a simple iterative algorithm based on the criterion of relative degree of a vertex toward a basic cell in the partition. A search tree is used in the exact algorithm - each node of the tree is a partition. A non-singleton cell with maximum partitioning ability is selected in this partition. The partition of a given node of the tree is obtained from the parent-node partition by setting apart in a separate cell a vertex in the selected cell for which is determined that it is not similar to a previous vertex in the cell till the moment of the selection. Then, a refinement follows. This process of selections and refinement continues until a discrete partition is obtained. Then, a move back to the parent-partition follows. A move back takes place also after the whole selected cell of a given selection level has been traversed. That way a tower of finer partitions on every path of the search tree is obtained. The initial partition that is a result of a refinement of the input partition is at the top of the tower. The algorithm stops when the whole selected cell of the root of the tower has been traversed. All nonequivalent discrete partitions derivative of the selected vertices called a “bouquet” are stored in a coded form in a hash table in order to reduce the necessary storage. Both algorithms have polynomial time and space complexity for any undirected graph with number of edges which is less or equal to half number of edges of the complete graph with the same number of vertices. The polynomial complexities are based on a conjecture that the maximum value of the selection level is a constant 6 for any such graph. A new strategy is used in the exact algorithm: if during its execution some of the searched or intermediate variables obtain a wrong value then the algorithm continues from a new start point losing some of the results determined so far. The new start point is such that the correct results can be obtained. The worst-case time and space complexities of the algorithm VSEPARN are $O(n^7)$ and $O(n^4)$, respectively. The algorithm “VSEPARN” has been tested on almost all known “difficult” graphs (of projective planes of order 9, 16, 25, 27, 32 and 49) and shows definitely lower time complexity than the widely known algorithms. The heuristic algorithm is based on determining some number of discrete partitions derivative of each vertex in the selected cell of the initial partition and comparing them for an automorphism, i.e. its search tree is reduced. Its worst-case time and space complexities are $O(n^5)$ and $O(n)$, respectively. The heuristic algorithm is almost exact and is many times faster than the exact one. The experimental tests confirm the polynomial complexities of both algorithms.

Key words: graphs, isomorphism, automorphism, group, stabilizer, exact algorithm, heuristic algorithm, partition, numbering, generators, orbits and order of the graph automorphism group.

Article Outline

1. [Introduction](#)
2. [Partitions and the refinement procedure](#)
3. [Auxiliary algorithms](#)
 3. 1. [Algorithm A1 for determining one discrete partition](#)
 3. 2. [Algorithm A2 for generating the full search tree](#)

4. The exact algorithm (VSEPARN)
 - 4.1. Basics of the algorithm
 - 4.2. The algorithm: cases CS1, CS2, CS3 and CS4
 - 4.2.1. Cases CS1 and CS3
 - 4.2.2. Cases CS2 and CS4
 - 4.3. Examples
 - 4.3.1. Simple example
 - 4.3.2. Example with all cases
 - 4.3.3. Example rigid graph
 - 4.4. Coding the partitions and storing the bouquets
 - 4.5. Correctness of the algorithm
 - 4.6. Algorithm complexity
 - 4.6.1. Space complexity
 - 4.6.2. Time complexity
5. The heuristic algorithm (HEURAUT)
 - 5.1. The algorithm
 - 5.2. Algorithm complexity
 - 5.2.1. Space complexity
 - 5.2.2. Time complexity
6. Experimental results
7. Concluding remarks and open problems
- Acknowledgements
- References

1. Introduction

We assume some familiarity with the basics in the design and analysis of algorithms [1,2,3], combinatorial algorithms [4,5], graph theory and group theory [6,7,8,9,10]. We consider simple finite undirected graphs (without loops and multiple edges). The graph is denoted by $G(V,E)$, where $V=\{1,2,3,\dots,n\}$ is the set of vertices and E - the set of edges (v,w) , where $v,w \in V$. If G is not the only graph under consideration, then V and E are denoted by $V(G)$ and $E(G)$, respectively. The number $|E|$ of the edges of G we denote by k , $k=O(n^2)$. Our algorithms are applicable to any undirected graph (connected and disconnected) but for the connected graphs with the property $k \leq n(n-1)/4$ (number of edges is less or equal to half number of edges of the complete graph) the time and space complexities are polynomial. The class of these graphs we call ClassH. Otherwise, if a graph G does not hold the above property we take the complement graph \overline{G} as it has the same automorphism group [7,8,11] and apply the graph automorphism algorithm to its connected components and the graph isomorphism algorithm between its connected components.

The set of all vertices adjacent to vertex x are denoted by $Adj(x)$. We use a static list representation of a graph (by two static arrays) because of its least required storage and fastest operation of finding all adjacent vertices of a given vertex compared with the adjacency matrix and the dynamic list representation.

An isomorphism f [4,5,6,7,8,9,10,11,12] between graphs $G_1(V_1, E_1)$ and $G_2(V_2, E_2)$ is called one-to-one correspondence (mapping) $y_i = f(x_i)$ between the vertices of the graphs ($x_i \in V_1$, $y_i \in V_2$, $i=1,2,\dots,n$ and $n=|V_1|=|V_2|$) such that two adjacent (non adjacent) vertices from one of the graphs correspond to two adjacent (non adjacent) vertices from the another graph, i. e. every edge (non-edge) (p, q) from graph G_1 corresponds to an edge (non-edge) $(f(p), f(q))$ from graph G_2 and vice versa. So, the isomorphism preserves the adjacency relation of vertices - this kind of bijection is commonly called "edge-preserving bijection".

Two graphs G_1 and G_2 are called *isomorphic* ($G_1 \cong G_2$) if there is at least one isomorphism between them. Otherwise they are *non-isomorphic*.

An *automorphism* [4,5,6,7,8,9,10,11,12] of a graph is an isomorphism of the graph onto itself. Or, an *automorphism* h of graph $G(V,E)$ is called one-to-one correspondence $y_i = h(x_i)$ between the vertices of the

graph $(x_i, y_i) \in V, i=1,2,\dots,n$ that preserves the adjacency of the vertices, i. e. there is unique corresponding edge (non-edge) $(h(p), h(q)) \in E$ to each edge (non-edge) $(p, q) \in E$. A *fixed point* x of an automorphism h is called a vertex x for which $x = h(x)$. *Trivial automorphism* is an automorphism h_0 if each its vertex is a fixed point, $x_i = h_0(x_i), i=1,2,\dots,n$ and a *non-trivial automorphism* is an automorphism for which there is at least one pair of vertices x, y such that $y = h(x) \neq x$.

Two vertices x_i and y_i in the a graph $G(V, E)$ are called *similar* (or symmetric) [7,8], $x_i \sim y_i$, when they are corresponding, $y_i = h(x_i)$, in some automorphism h or under some set of automorphisms of the graph. Otherwise, if x_i and y_i are not similar we use the notation $x_i \not\sim y_i$. An automorphism h can be presented by two sequences Π_a and Π_b of graph vertex labels:

$$a_1, a_2, \dots, a_i, \dots, a_n = \Pi_a \\ b_1, b_2, \dots, b_i, \dots, b_n = \Pi_b, \text{ where the corresponding vertices are } a_i \text{ and } b_i = h(a_i), i=1,2,\dots,n.$$

The automorphism h may be shortly written in the form $\Pi_b = h(\Pi_a)$. The automorphism can be presented by $n!$ pairs of rows each row being derived from the other by transposing the positions of the pairs of corresponding vertices. The corresponding pairs of vertices can be set on to any place of the rows, but it is possible the place to depend on the sorting criterion which does not depend on the vertex labeling. Each automorphism can be written uniquely only with the permutation Π_b if we assume that $\Pi_a = 1, 2, 3, \dots, n$. Even a simpler notation called *cycle notation* [10] is often used. In a cycle $(x_1, x_2, \dots, x_i, x_{i+1}, \dots, x_p)$ x_i maps to $x_{i+1}, 1 \leq i \leq p-1$ and x_p maps to x_1 . For example,

$$h = (1,8)(2,6,3,7)(4,5) = \begin{array}{cccccccc} 1 & 2 & 3 & 4 & 5 & 6 & 7 & 8 \\ 8 & 6 & 7 & 5 & 4 & 3 & 2 & 1 \end{array}$$

Any automorphism can be written as the product of disjoint cycles and the product is unique up to the order of the cycles [10]. The cycles of length 1 are omitted.

The operation function composition (or superposition) [4,5,6,7,8,9,10,11,12] of two automorphisms $\alpha = \begin{pmatrix} X \\ Y \\ Z \end{pmatrix}$ and $\beta = \begin{pmatrix} Y \\ Z \\ \dots \end{pmatrix}$ is a consecutive execution of α and β , i. e. $\gamma = \alpha \cdot \beta = \begin{pmatrix} X \\ \dots \\ Z \end{pmatrix}$. This operation is usually called multiplication and is denoted by juxtaposition $\gamma = \alpha \cdot \beta$.

The set of all automorphisms of a given graph $G(V, E)$ form a *graph automorphism group* (under the operation function composition of automorphisms) denoted $Aut(G)$, shortly $A(G)$ or A [4,5,6,7,8,10,12]. The trivial automorphism is the *identity* of the group – we denote it by I . The number of the automorphisms in $A(G)$, $|Aut(G)|$, is called an *order of the automorphism group*. An *order of an automorphism* is the order of the cyclic group generated by this automorphism. If the automorphism is written in cycle form then its order is the least common multiple of the cycle lengths [10].

The subset $gen(A) \subseteq A$, denoted $gen(A)$ or $\langle g_1, g_2, \dots, g_d \rangle$, is called a *generating set* [4,5,6,10,12] of the automorphism group if every automorphism $h \in A$ can be written as a finite product of elements $g_i, g_i^{-1} \in gen(A)$. The generating sets are not unique.

The subset of the graph vertices y similar to vertex x in any automorphism $h \in Aut(G)$, $y = h(x)$, is called an *orbit* of x , denoted $Orb(x, A)$: $Orb(x, A) = \{h(x) | h \in Aut(G)\}$ and $Orb(x, A)$ is read as ‘orbit of a vertex x under a group A ’. By $Orb(A)$ we denote the set of all orbits of the group A .

A graph with only one orbit of $Aut(G)$ is called *transitive*, and a graph is called *rigid* or *asymmetric* if each of its vertices is in a separate orbit - $|Aut(G)| = 1$. A *stabilizer* $A(x_1, x_2, \dots, x_i)$ or *point-wise stabilizer* [4,10,12] is the subgroup of the automorphism group A that contains only the automorphisms with fixed points x_1, x_2, \dots, x_i .

There is a theorem called *orbit-stabilizer Theorem* [4,7,8,9] for computing the order $|A|$ of the automorphism group of graph $G(V, E)$. We denote it Theorem ‘O-S’. The theorem claims that $|A| = |A(x_1)| \cdot |Orb(x_1, A)| = |A(x_1)| \cdot d$, where $Orb(x_1, A) = \{x_1, x_2, \dots, x_d\}$ is the orbit of vertex x_1 under the group A , and $A(x_1)$ is a stabilizer of a representative x_1 of this orbit. Other words, *the order of the graph automorphism group is equal to the product of the order of a stabilizer of one of its vertices and the length of the orbit of this vertex*. The algorithm VSEPARN, HEURAUT and many other known graph isomorphism and automorphism algorithms use the orbit-stabilizer Theorem.

The stabilizer $A_i = A(x_1, \dots, x_i)$ is called an *ancestor stabilizer* to the stabilizer $A_j = A(x_1, \dots, x_j)$ if $j > i$ and A_j is called a *successor* (or *descendant*) stabilizer to A_i . Obviously, the orbits of the successor stabilizer are

subsets of the orbits of the ancestor stabilizer and the order of the successor stabilizer is a divisor of the order of the ancestor stabilizer.

Given a set $S \subseteq V$ a *set-wise stabilizer* [10,12], denoted $Aut(G,S)$, is a subgroup of $Aut(G)$ defined by:

$$Aut(G,S) = \{\alpha \in Aut(G) \mid x, \alpha(x) \in S\}.$$

The graph isomorphism problem consists in deciding whether two given graphs are isomorphic, i.e., whether there is an isomorphism between them. The graph isomorphism problem belongs to the class *NP* problems [3-14], and has been conjectured intractable, although probably not *NP*-complete.

It is neither known that this problem has polynomial time complexity nor to belong to the class of *NP*-complete problems. Its unknown complexity status is a theoretical and practical challenge. Two problems are called *polynomial-time equivalent* if there is a polynomial time algorithm that transforms one of the problems to another [5,6,8,10]. The problems [3,6,10] that are polynomial-time equivalent to graph isomorphism are called *graph isomorphism complete*. The following problems are graph isomorphism complete [15,16]: given two graphs G_1 and G_2 : existence of isomorphism of the graphs; determine the isomorphism of the graphs if it exists; determine the numbers of isomorphisms from G_1 to G_2 ; given a graph G : determine the generating set $gen(Aut(G))$, determine the orbits $Orb(Aut(G))$, determine the order $|Orb(Aut(G))|$. The problems of determining the orbits and order of the graph automorphism group A are also called *automorphism partitioning* and *automorphisms counting*, respectively. The generators, the orbits and the order of the automorphism group A of a graph G we denote by $GOO(A)$ or $GOO(Aut(G))$. A class of graphs is called graph isomorphism complete if recognition of isomorphism for graphs from this subclass is a graph isomorphism complete problem. The following classes are graph isomorphism complete [14,16]: connected graphs, graphs of diameter 2 and radius 1, directed acyclic graphs, regular graphs, bipartite graphs without non-trivial strongly regular subgraphs, bipartite Eulerian graphs, bipartite regular graphs, line graphs, chordal graphs, regular self-complementary graphs, etc. However, there are special cases of the graph isomorphism problem with polynomial-time complexity: planar graphs (linear time), trees have a particularly simple algorithm, graphs of bounded degree, interval graphs, permutation graphs and convex graphs. At present it is not known a polynomial time algorithm for solving these problems in the worst-case [13,14] – all known algorithms have *exponential* or *moderately exponential worst-case time complexity*. Graph isomorphism problems are of great practical and theoretical interest [3,4,5,12,13,14]. There are several practical algorithms for graph isomorphism and graph automorphism group, due to Brendan McKay, Schmidt and Druffel, Jeffrey Ullman, L.P. Cordella, P. Foggia C. Sansone and M. Vento, etc. Their running time on random graphs is quite well but a major disadvantage of these algorithms is their exponential time performance in the worst- case. There are two main generalizations of the graph isomorphism: subgraph problem (given two graphs determine if one of them is a subgraph to another) and largest common subgraph problem (given two graphs determine the common subgraph to both that has the maximum number of vertices or edges). These two problems are *NP*-complete and have many applications and the algorithms for them use the graph isomorphism and automorphism algorithms as basic tools. Other important problems related to graph isomorphism are [4,12]: i) Compute a complete invariant (certificate, signature) f for G , i.e. for all graphs G and H , $G \cong H \Leftrightarrow f(G) = f(H)$ (graph certificate identifies a graph uniquely up to isomorphism); ii) Compute a canonical labeling g for G , i.e., for all graphs G and H , $G \cong H \wedge [G \cong H \Rightarrow g(G) = g(H)]$.

The graph isomorphism related problems (graph isomorphism itself, $GOO(Aut(G))$), subgraph isomorphism, largest common subgraph, graph certificate and canonization of a graph) arise in such fields as mathematics, chemistry, information retrieval, linguistics, logistics, switching theory, bioinformatics, and network theory [5,17].

Our goal is to develop exact and heuristic algorithms for determining $GOO(Aut(G))$, i.e. to solve the three problems by one algorithm with time complexity as lower as possible, possibly polynomial. In addition, our requirements to the heuristic algorithm are to give results equal to the results of the exact algorithm with the probability close to 1. As the following text and all experiments show we achieved the goal. The proposed exact algorithm is with the polynomial time complexity for any connected graph which number of edges is less or equal to the number of edges of the complete graph if the conjecture stated below holds. Thus, the graph isomorphism problem is solved practically since all experiments confirm the conjecture.

There are many heuristic algorithms for the graph isomorphism problem [18-21]. We propose a new heuristic algorithm (HEURAUT) for $GOO(\text{Aut}(G))$ that has much lower polynomial time complexity than the exact one and the experiments show that it is many times faster than the exact algorithm even for difficult graphs with different sizes and gave correct results for all graphs we run. The heuristic algorithm is very fast and even for large graphs takes at most several minutes. The algorithm HEURAUT can be used independently but we use it as one of the first steps in the exact algorithm to determine a representative of one of the smallest orbits of $\text{Aut}(G)$ as a starting selected vertex – this way we speed up the exact algorithm.

2. Partitions and the refinement procedure

A partition Π of the vertices of graph $G(V, E)$ [4,12,15] is a set of disjoint non-empty subsets of V whose union is V :

$$\Pi = C_1 C_2 \dots C_i \dots C_p = C_1 \cup C_2 \cup \dots \cup C_i \cup \dots \cup C_p$$

or detailed way of presentation $\Pi = |x_{1,1}, x_{1,2}, \dots, x_{1,k_1} | x_{2,1}, x_{2,2}, \dots, x_{2,k_2} | \dots | x_{p,1}, x_{p,2}, \dots, x_{p,k_p}$. The subsets C_1, C_2, \dots, C_p , are called *cells (classes, blocks)*. A cell with cardinality one is called *trivial (or singleton)*. The vertex of such a cell is said to be fixed by Π or it is called a *fixed point* of Π .

By $C(x, \Pi)$ we denote the cell C of Π that contains vertex x , i. e. $x \in C$. The position (index) of a vertex x in the partition (or in the cell) we denote by $i(x)$. We say that the partition Π_2 is *finer* than Π_1 , written

$\Pi_2 \leq \Pi_1$, if for every cell $C_i \in \Pi_2$ there exists a cell $C_j \in \Pi_1$ such that $C_i \subseteq C_j$. In order to get a finer partition $\Pi_2 = D_1 D_2 \dots D_q$ when given $\Pi_1 = C_1 C_2 \dots C_p$, a refinement procedure ($RP, \Pi_2 = RP(\Pi_1)$) is used, that assign to

each vertex $x \in V$ a sorting criterion according to which the vertices of each class $C_i \in \Pi_1$ are sorted out in increasing or decreasing order of their criterions [4,5,12]. Often a sorting criterion is the relative degree

$d(x, C_i)$ ((or $d(x, i)$)) of vertex $x \in C_i$ toward a cell C_i with label i : $d(x, C_i)$ is equal to the number of vertices of cell C_i adjacent to vertex x . The *refinement procedure* that uses this criterion is called *adjacency refinement procedure*. We use only this version of the procedure. Example of another criterion for sorting

is the number of the subgraphs of a given type (for example a triangle) that contain vertex x .

Two partitions $\Pi_1 = C_1 C_2 \dots C_p$ and $\Pi_2 = D_1 D_2 \dots D_q$ are called *equivalent* if there is an automorphism $\alpha \in \text{Aut}(G)$ such that $NC(x, \Pi_1) = NC(y, \Pi_2)$ for each pair of vertices $x, y = \alpha(x)$. {The similar vertices are in cells with the same label of Π_1 and Π_2 }.

Obviously for the equivalent partitions Π_1 and Π_2 we have: $p=q$ and $|C_i| = |D_i|$, $i=1, 2, \dots, p$. We denote the equivalent partitions by $\Pi_2 = \alpha(\Pi_1)$. Evidently the equivalence relation is transitive. Two discrete partitions $\Pi_1 = a_1 a_2 \dots a_k \dots a_n$, $\Pi_2 = b_1 b_2 \dots b_k \dots b_n$ of graph $G(V, E)$ vertices are called *equivalent* if they form an automorphism $h \in \text{Aut}(G)$, $b_k = h(a_k)$, $k=1, 2, \dots, n$. The testing if two discrete partitions Π_1 and Π_2 form an automorphism is a basic operation in our algorithms.

Given sequence of equivalent discrete partitions Π_1, \dots, Π_m , we store one of them, for example Π_1 and the orbits derived by the automorphisms $\Pi_i = \alpha_i(\Pi_1)$, $i=2, \dots, m$.

Now we can define a *partition-wise stabilizer* $A(G, \Pi) : A(G, \Pi) = \{\alpha \in \text{Aut}(G) \mid x, \alpha(x) \in C_i, \text{ where } C_i \text{ is any cell of } \Pi\}$ [12]. This is a subgroup of $\text{Aut}(G)$ such that each automorphism $\alpha \in \text{Aut}(G)$ belongs to $A(G, \Pi)$ if to any vertex x of any cell of Π corresponds a vertex $y = \alpha(x)$ from the same cell. The orbits of $A(G, \Pi)$ are subsets of the cells of Π as we'll see below. If $\Pi = \Pi_u$ then $A(G, \Pi_u) = \text{Aut}(G)$.

Algorithms for determining the graph automorphisms and isomorphisms use very often the refinement procedure - each cell of its output partition contains at least one orbit of a graph automorphism group or its stabilizer. It is still not known a refinement algorithm that gives output partition each cell of which coincides with an orbit (*orbital partition or automorphism partition*) [17] on unit input partition.

Two refinement algorithms are possible when the sorting criterion is the relative vertex degree $rdeg(x, C_i)$ – with *vectors* or with a *base cell*. In the vector refinement algorithm to each vertex x is assigned a characteristic vector $V(x)$ whose length is equal to the number of the partition cells and its i -th component $V_i(x)$ is equal to $d(x, C_i)$. The sorting is being made for each cell until it reaches a partition in which no cell can be divided into subcells.

The RP with a base cell sorts (counting sort [1,2]) the vertices of any cell C_j according to their relative degree $rdeg(x, i)$ toward a selected base cell C_i . Again, the sorting continues until it reaches a partition Π_2

in which there is no cell that can be divided into subcells toward any base cell – such partition is called *stable (equitable)* [4,12]: it holds the property $\Pi_1 = RP(\Pi_1)$. Vertices in every cell of the stable partition have the same sorting criterion - in our case, the same relative degree toward each cell. The base cell refinement algorithm (developed by the author) has time complexity $O(k \log n)$, where k and n are respectively the number of edges and the number of vertices of the graph [22,23] and its tests show many times faster performance than the vector refinement algorithm. The vector refinement algorithm has a considerably worse time complexity because it uses general sorting algorithms with the complex comparison operation of vectors. The base cell refinement algorithm uses the counting sort that has a linear time complexity and does not use a comparison operation – it sorts integers (the relative degree of the vertices) within the range 0 to some integer. In our algorithms for $GOO(Aut(G))$ we use only the adjacency refinement procedure with a base cell (Fig.1)[23]. It differs from the known refinement algorithms [4,12,17] in the way the base cell is selected.

Input: graph G ; given partition Π_1 on the graph vertices
Output: a better stable partition Π_2 ($\Pi_2 \leq \Pi_1$)
S1: Write into the queue the labels of all cells in Π_1 (from left to right); $\Pi_2 := \Pi_1$; S2: Base cell $B :=$ first cell in the queue; S3: repeat {loop – each its execution is performed for different base cell} S4: Each cell $C \in \Pi_2$ adjacent to B is divided into subcells according to its relative vertex degrees toward B ; Put into the queue the labels of the new subcells in Π_2 (from left to right); S5: if there are new subcells from S4 then $B :=$ the label of the subcell with minimum length. if there are more cells with minimum length then the one with the smallest label is chosen; S6: if there are no new subcells from S4 then $B :=$ first cell label in the queue; S7: until there are no new subcells from S4 and the queue becomes empty
Fig. 1. Refinement algorithm RP with a base cell B

Cells in our algorithms are not consecutively labeled by 1, 2, The label $NC(C_j, \Pi)$ of a cell C_j in a partition Π is determined by $NC(C_i, \Pi) = \sum_{j=1}^{i-1} |C_j| + 1$, i. e. the label of the cell C_i (respectively of each of

its vertices) is the first vertex index in the cell, or it is greater by 1 than the number of the vertices in all cells preceding C_i in the partition. $NC(x, \Pi)$ denotes the label of the cell that contains vertex x . This way of labeling is time saving because changing the labels of a given cell does not cause change of the labels of the other cells.

Selected non-trivial cell, $SC(\Pi)$, of a partition Π is the cell C_j , $|C_j| > 1$, that is selected by a defined criterion (it is called target cell in [12]). The criterion we use is called *partitioning ability of a cell (PAC)*: the number of the non-trivial cells adjacent to the cell (two cells are called adjacent if there is at least one edge between their vertices). Among all non-trivial cells of the partition Π we select the cell with *maximum partitioning ability of the cell (MPAC)*- this is a new notion we introduce. If there are several cells with equal maximum partitioning ability the cell with the smallest cell label is selected among them. It was experimentally found that using this criterion a minimum number of successive selections are made for obtaining a discrete partition (the conjecture stated below). The experiments show that in almost all cases $SC(\Pi)$ with MPAC is the leftmost cell with the largest size. In some of the known algorithms $SC(\Pi)$ is the leftmost non-trivial cell or the leftmost non-trivial cell with the smallest size [4,12].

The partitions in the developed algorithm can be:

1. *Unit partition* (denoted by $\Pi_u = V = \{1, \dots, n\}$) - all its vertices are in one cell C_1 and the cell number is $NC(i) = 1$, $i = 1, \dots, n$.
2. *Equitable partition* - it is obtained as a result of the execution of the refinement procedure (RP) on given input partition (see the definition given above);
3. *Transformed partition* Π^T is obtained from an stable partition Π by separating from $SC(\Pi)$ given vertex x in a singleton cell. The difference between Π^T and Π is that $SC(\Pi)$ with cell label i , is divided

into two cells in Π^T : cell $C'=\{x\}$ with label i containing vertex x and cell $C''=SC(\Pi)\setminus\{x\}$ with label $i+1$ containing the other vertices of $SC(\Pi)$. The transformation operation is denoted by TR : $\Pi^T=TR(x,\Pi)$.

The output partition of RP could be:

- *discrete (finite)*, when each of its cells is trivial - $|C_j|=1$, $j=1,2,\dots,n$. We call it a *numbering* having in mind that in fact it's a permutation that can be viewed as a graph vertices renumbering –vertex i corresponds to vertex x that is on the position i in the partition;
- *intermediate (non-discrete)*, when it contains at least one non-trivial cell C_j , $|C_j|>1$, $1 \leq j \leq n$.

The following theorem holds for the RP.

Theorem 1

Given a graph $G(V,E)$, two different equivalent partitions Π_1 and Π_2 on V under a non-trivial automorphism $f \in Aut(G)$. Then, $NC(x,\Pi_a) = NC(y,\Pi_b)$ for each pair $x,y=f(x)$, where $\Pi_a=RP(\Pi_1)$, $\Pi_b=RP(\Pi_2)$.

In other words, RP gives output partitions where the similar vertices remain in cells with the same label.

This theorem is equivalent to the Theorem 7.1 in [4] – for equivalent partitions under an isomorphism of two graphs and the statement that the RP is invariant under an automorphism [17]. This is the reason for not giving here the proof of the theorem.

Corollary 1 of Theorem 1 *Let Π be a partition on V of a graph $G(V,E)$ with automorphism $f \in Aut(G)$ and let for each pair of similar vertices $x, y=f(x)$ the property $NC(x,\Pi) = NC(y,\Pi)$ holds. Then, $NC(x,\Pi_c) = NC(y,\Pi_c)$, where $\Pi_c=RP(\Pi)$.*

Corollary 1 means that the similar vertices in any cell of a given input partition remain in one cell of the resulting partition of RP.

Proof Let $\Pi=\Pi_1=\Pi_2$ in theorem 1. Then, we obtain $\Pi_c=\Pi_a=\Pi_b=RP(\Pi)$ and $NC(x,\Pi_c)=NC(y,\Pi_c)$ is obtained by replacing Π_c in $NC(x,\Pi_a)=NC(y,\Pi_b)$. ♦

Corollary 2 of Theorem 1 *The refinement procedure RP is invariant under the vertex orbits of a subgroup $H \subseteq A=Aut(G(V,E))$: if $Orb(x,H) \subseteq C(x,\Pi)$ for each vertex $x \in V$ of a given partition Π , then $Orb(x,H) \subseteq C(x,\Pi_c)$ for a partition $\Pi_c=RP(\Pi)$. (In other words, if each orbit of a given automorphism subgroup is a subset of a cell of the input partition Π , then the same is true for the output partition $\Pi_c=RP(\Pi)$. Obviously, this corollary holds for any stabilizer $A(x_1,x_2,\dots,x_i)$ of the automorphism group.)*

Proof The condition $Orb(x,H) \subseteq C(x,\Pi)$ means that $NC(x,\Pi)=NC(y,\Pi)$, $y=f(x)$ for each $f \in H$, i. e. the condition of Corollary 1 of Theorem 1 holds for each $f \in H$ and from it follows $NC(x,\Pi_c)=NC(y,\Pi_c)$, $y=f(x)$ for each $f \in H$, i.e. $Orb(x,H) \subseteq C(x,\Pi_c)$. ♦

Corollary 3 of Theorem 1 *$Orb(x,A) \subseteq C(x,\Pi_1)$ holds for each vertex $x \in V$ of the initial partition $\Pi_1=RP(\Pi_u)$ of the graph $G(V,E)$ where Π_u is the unit partition.*

Proof Let $H=A$ and $\Pi=\Pi_u$ for which obviously $Orb(x,A) \subseteq C(x, \Pi_u)$. Then, $Orb(x,A) \subseteq C(x,\Pi_1)$ follows from Corollary 2 where $\Pi_1=\Pi_c=RP(\Pi_u)$. ♦

3. Auxiliary algorithms

3.1. Algorithm A1 for determining one discrete partition

The output of algorithm A1 (algorithm with successive selections of vertices) is a series of better partitions the last of which is discrete on given input partition Π . Using A1 we introduce new notions and prove a property used for speeding up our algorithms.

The following basic operations are performed in the algorithm A1: $\Pi_1=RP(\Pi)$, $L=1$;

$\Pi_L^T=TR(x_{L-1},\Pi_{L-1})$; $\Pi_L=RP(\Pi_L^T)=\Pi(x_1,x_2,\dots,x_{L-1})$, $L=2, \dots, LK$, where Π_{LK} is discrete and $LK < n$.

Given any input partition Π the initial partition $\Pi_I = RP(\Pi)$ is determined firstly in the algorithm A1. In most cases we'll consider that the starting input partition Π is a unit partition, $\Pi = \Pi_u$.

A *selection level* is called the successive number L of the refinement procedure RP calls for obtaining the partition Π_L in the algorithm A1. $\Pi_L = \Pi(x_1, x_2, \dots, x_{L-1})$ denotes the partition that is obtained by making $L-1$ selections x_1, x_2, \dots, x_{L-1} starting with the partition Π_I . The selected non-singleton cell in partition Π_L is denoted by $SC(\Pi_L)$ or $SC(x_1, x_2, \dots, x_{L-1})$. Five operations (rows 4, 5) are executed in the loop C of the algorithm A1: determining $SC(\Pi_L)$, a selection of vertex x_L in $SC(\Pi_L)$, a move to next level (a forward move, $L+1$), obtaining the transformed partition $\Pi_L^T := TR(x_{L-1}, \Pi_{L-1})$, $\Pi_L := RP(\Pi_L^T)$ (refinement with RP). Obviously, Π_L is a stable partition. The determination of $SC(\Pi_L)$ is made according to the MPAC (maximum partitioning ability of a cell)

This execution continues until a discrete partition Π_{LK} is obtained – its level of selection LK is called *terminal*. The process of obtaining the sequence $\Pi_1, \Pi_2, \dots, \Pi_{LK}$ is called *series of forward moves (SFM)*.

Input: given partition Π of graph vertices
Output: series of better partitions $\Pi_1 < \Pi_2 < \dots < \Pi_L < \dots < \Pi_{LK}$ (discrete)
1: $L := 1$; $\Pi_L := \Pi$; $\Pi_L := RP(\Pi_L)$; Output(Π_L);
2: if Π_L is discrete then message; return ;
3: repeat {loop C}
4: determine $SC(\Pi_L)$ by MPAC; select any vertex x_L in the $SC(\Pi_L)$
5: $L := L+1$; $\Pi_L^T := TR(x_{L-1}, \Pi_{L-1})$; $\Pi_L := RP(\Pi_L^T)$; Output(Π_L);
6: until Π_L becomes discrete
Fig. 2 Algorithm A1

Conjecture: The maximal value of L , L_{max} , in algorithm A1 for any connected graph with number of edges $k \leq n(n-1)/4$ is 6. (Shortly $L_{max} = 6$).

All experiments on thousand of graphs confirm the conjecture. We should note that the conjecture holds only if the determination of $SC(\Pi_L)$ (step 5) is made according to the MPAC (maximum partitioning ability of a cell). The conjecture does not hold if the $SC(\Pi_L)$ is the leftmost non-trivial cell – in this case LK_{max} is 37 for the graphs of projective planes of order 16.

Each partition Π_L , $L=1, 2, \dots, LK$ is called a *partition-child* of Π_{L-1} (*partition-parent*) and a *successor* of each of the partitions $\Pi_{L-1}, \Pi_{L-2}, \dots, \Pi_1, \Pi_0$ (*partitions-ancestors* of Π_L).

The selected cells $SC(L)$, $L=1, 2, \dots, L-1$ for a given partition Π_L are called *supporting SC* for Π_L , and the selected vertices x_1, x_2, \dots, x_{L-1} of Π_L are called *supporting vertices (or points)* or a *base* of Π_L .

A *search tree (ST)* is an oriented tree whose root represents the initial partition $\Pi_I = RP(\Pi)$. Each node of the search tree corresponds to a partition Π_L . Each arc coming out of a vertex Π_L corresponds to a selected vertex from the $SC(\Pi_L)$. Thus, the partition Π_{L+1} of a particular node q on a level $L+1$ could be obtained from the partition Π_L (node p on a level L) by selecting a vertex $x \in SC(\Pi_L)$, x being depicted on the edge $p-q$ in ST. Let $r = |SC(\Pi_L)|$, then each node $\Pi_L = \Pi(x_1, x_2, \dots, x_{L-1})$ with $SC(\Pi_L) = \{a_1 a_2 \dots a_r\}$ has r nodes-children of level $L+1$: $\Pi(x_1, x_2, \dots, x_{L-1}, a_1)$, $\Pi(x_1, x_2, \dots, x_{L-1}, a_2)$, \dots , $\Pi(x_1, x_2, \dots, x_{L-1}, a_r)$. Thus, each vertex in each $SC(\Pi_L)$, for each level L is selected in ST.

The just described search tree may be called *full search tree* in contrast to the *reduced search tree RST*, in which some vertices from $SC(\Pi_L)$ are not selected according to a certain criterion. In the reduced search tree, for each orbit of a stabilizer $A(x_1, x_2, \dots, x_{L-1})$ only one representative of the orbit $\in SC(\Pi_L)$ is selected – this is the first orbits vertex met during the traversal of the $SC(\Pi_L)$. This way of a selection of vertices is used in the algorithm VSEPARN. It is based on the theorems proved below.

The reduced search tree used in the algorithm VSEPARN is not explicitly presented in the algorithm – only the partitions of the path from the root to the current Π_L are stored, i.e., the sequence Π_1, \dots, Π_L .

3.2. Algorithm A2 for generating the full search tree

Algorithm A2 (Fig. 3) generates all partitions of the search tree on a given graph $G(V,E)$ and the selection of a vertex $X_1 \in SC(L)$ of the initial partition Π_1 . The leaf nodes of ST are discrete partitions. A new partition Π_L (a new node of ST) is obtained after each execution of the operator 10. In A2, each of the vertices in every $SC(\Pi_L)$ is successively selected and after that the algorithm continues with a forward move until a discrete partition is obtained. There are two loops in A2: the loop C1 (lines 6-20) performs a *forward move* and the loop C2 (lines 15-18) performs the *backward move*. In the forward move, as in the A1, we begin from the partition Π_L (on a level L) and selected vertex $x \in SC(\Pi_L)$, and we obtain successively the partitions $\Pi_{L+1}, \Pi_{L+2}, \dots, \Pi_{LK}$ (discrete). The backward move ($L:=L-1$) is made when all vertices in $SC(L)$ are selected.

<p>Input: given partition Π of graph vertices Output: all partitions –nodes of the full search tree</p> <pre> 1: $L:=1; \Pi_L = \Pi; \Pi_L := RP(\Pi)$; Output Π_L; 2: if Π_L is discrete then message ‘ the graph is rigid’; exit; 3: determine $SC(\Pi_1)$ by MPAC; select a vertex $X_1 \in SC(\Pi_L)$; 4: do { C1: loop of the forward move} 5: $L:=L+1; \Pi_L^T := TR(x_{L-1}, \Pi_{L-1})$; $\Pi_L := RP(\Pi^T)$; Output Π_L; 6: if Π_L is not discrete then 7: determine $SC(\Pi_L)$ by MPAC; $X_L :=$first vertex in the $SC(\Pi_L)$ 8: else 9: repeat{ C2: loop of the backward move} 10: $L:=L-1$; 11: if $L=1$ then return; 12: $X_L :=$first unselected vertex in $SC(\Pi_L)$; 13: until $X_L \neq 0$; 14: endif 15: enddo </pre>

Fig. 3. Algorithm A2

We introduce a new notion – a *level of the last backward move*, denoted by LP and meaning the last value assigned to L by the instruction 15 ($L:=L-1$), i. e. LP is the level to which the last backward move is made. We call LP a *working level* and $SC(\Pi_{LP})$ - a *working cell* since the main operations of the algorithms are with the vertices in $SC(\Pi_{LP})$. The level LP is a significant notion for the algorithm VSEPARN. A series of forward moves (SFM) starts from the level LP . In fact, the algorithm A2 (as well as algorithm VSEPARN) generates the search tree in *preorder* – first visiting the root (a vertex $\in SC(\Pi_L)$) then visiting the subtree of each vertex $\in SC(\Pi_{L+1})$ from left to right [1,2].

A *bouquet* $B(x_L)$ or $B(x_1, x_2, \dots, x_L)$ of a selected vertex $x_L \in SC(\Pi_L)$ is called the set of all mutually non-equivalent discrete partitions derived from the partition Π_L and the selection x_L , i.e. obtained from $\Pi(x_1, x_2, \dots, x_L) = \Pi_{L+1}$. Only the first numbering obtained by the algorithm VSEPARN is stored from the set of equivalent discrete partitions and is used as a representative in $B(x_L)$. The bouquet $B(x_1, x_2, \dots, x_L)$ consists of the bouquets of the orbits representatives of vertices in the $SC(\Pi_{L+1})$, i. e. it consists of the bouquets $B(x_1, x_2, \dots, x_L, a_{L+1}^1), B(x_1, x_2, \dots, x_L, a_{L+1}^2), \dots, B(x_1, x_2, \dots, x_L, a_{L+1}^p)$, where $a_{L+1}^1, a_{L+1}^2, \dots, a_{L+1}^p$ are orbits representatives of the stabilizer $A(x_1, x_2, \dots, x_L)$ in $SC(L+1)$. Given the selected vertices $x_1, x_2, \dots, x_{L-1}, x_L$ the following relation holds for the bouquets:

$B(x_1) \subseteq B(x_2) \subseteq \dots \subseteq B(x_{L-1}) \subseteq B(x_L)$, i.e., the bouquet of a selected vertex x_L is included in the bouquets of all preceding selected vertices.

Theorem 2 Given a graph $G(V,E)$, a partition Π on V , an automorphism $f \in Aut(G, \Pi)$, $NC(x, \Pi) = NC(y, \Pi)$ for each pair $x, y=f(x)$ (a property- equal cell labels for each pair of similar vertices), two

partitions $\Pi_L = \Pi(a_1, a_2, \dots, a_{L-1})$, $P_L = P(b_1, b_2, \dots, b_{L-1})$ obtained by 2 series of executions of the algorithm A1 on the input partition Π and $NC(a_i) = NC(b_i)$ for $b_i = f(a_i)$, $i=1, 2, \dots, L-1$ (equal cell labels of corresponding supporting vertices). Then, $NC(x, \Pi_L) = NC(y, P_L)$ for each pair $x, y=f(x)$, $x \in \Pi_L$, $y \in P_L$ (the property holds for each pair of similar vertices).

Proof (by the mathematical induction): 1. The **base case**: By assumption the property $NC(x, \Pi_0) = NC(y, \Pi_0)$ holds for Π_0 and therefore it holds for $\Pi_1 = P_1 = RP(\Pi_0)$ as well (according to Corollary 1 of Theorem 1). In particular, $NC(a_1, \Pi_1) = NC(b_1, P_1)$.

2. The **inductive step**: Let the property holds for $i-1$: $NC(x, \Pi_{i-1}) = NC(y, P_{i-1})$ for each pair $x, y=f(x)$.

For Π_i^T и P_i^T the property $NC(x, \Pi_i^T) = NC(y, P_i^T)$ holds since: supposedly $NC(a_{i-1}) = NC(b_{i-1})$ for $a_{i-1}, b_{i-1} = f(a_{i-1})$ is true. For all other vertices of the cells $C(a_{i-1})$ and $C(b_{i-1})$ the cell labels are equal: $NC(a_{i-1})+1$. For the vertices of other cells of Π_{i-1} , P_{i-1} there is no change of cell labels. Hence, according to Corollary 1 of Theorem 1 the property also holds for $\Pi_i = RP(\Pi_i^T)$, $P_i = RP(P_i^T)$: $NC(x, \Pi_i) = NC(y, P_i)$.

Since both the base and the inductive step have been proved, it has now been proved by mathematical induction that $NC(x, \Pi_L) = NC(y, P_L)$ holds for *all* vertices x and $y=f(x)$, $x \in \Pi_L$, $y \in P_L$. ♦

Corollary of Theorem 2 Given a partition $\Pi_L = \Pi(x_1, x_2, \dots, x_{L-1})$. Then, $Orb(x, A_{L-1}) \subseteq C(x, \Pi_L)$ for each vertex $x \in V$ of the graph $G(V, E)$, $L=1, \dots, LK$. (In other words, the orbits of A_{L-1} are subsets of the cells of Π_L).

Proof Let $b_i = a_i$, $i=1, 2, \dots, L-1$ in Theorem 2. Then, these $L-1$ vertices will be fixed points of automorphism f and $\Pi_L = P_L$. From $NC(x, \Pi_L) = NC(y, \Pi_L)$ for each pair $x, y = f(x)$ and for each $f \in A_{L-1} = A(a_1, a_2, \dots, a_{L-1})$ follows $Orb(x, A_{L-1}) \subseteq C(x, \Pi_L)$. ♦

Applying the corollary for $L=1$ we have $Orb(x, A_0) = Orb(x, A(\Pi)) \subseteq C(x, \Pi_1)$. Applying it to $L=LK$ we obtain $Orb(x, A_{LK-1}) \subseteq C(x, \Pi_{LK})$ and $|Orb(x, A_{LK-1})| \subseteq |C(x, \Pi_{LK})| = 1$ since Π_{LK} is discrete, i.e., $|Orb(x, A_{LK-1})| = 1$ and $A_{LK-1} = \{I\}$. Thus, for the series of partitions Π_1, \dots, Π_{LK} only the stabilizer A_{LK-1} is known – the stabilizer of the first selected vertex X_{LK-1} in $SC(\Pi_{LK-1})$.

Theorem 3

Given a graph $G(V, E)$, $n=|V|$, an automorphism $f \in Aut(G)$ with fixed points a_1, a_2, \dots, a_{j-1} and a partition $\Pi_j = \Pi(a_1, a_2, \dots, a_{j-1})$, obtained after $(j-1)$ successive selections a_1, a_2, \dots, a_{j-1} of the algorithm A1 with starting input partition Π_0 and vertices $p, q \in SC(\Pi_j)$, $q=f(p)$.

Then, each numbering

$\Pi' = \Pi(a_1, a_2, \dots, a_{j-1}, p, a_{j+1}, a_{j+2}, \dots, a_{LK-1}) = |x_1| |x_2| \dots |x_i| \dots |x_n|$, derivative of $\Pi(a_1, a_2, \dots, a_{j-1}, p)$ has a corresponding numbering

$\Pi'' = \Pi(a_1, a_2, \dots, a_{j-1}, q, b_{j+1}, b_{j+2}, \dots, b_{LK-1}) = |y_1| |y_2| \dots |y_i| \dots |y_n|$,

derived from $\Pi(a_1, a_2, \dots, a_{j-1}, q)$, such that $y_i = f(x_i)$, $i=1, 2, \dots, n$ and $NC(x_i, \Pi') = NC(y_i, \Pi'')$.

(Note: There is an equivalent theorem of B. McKay - Theorem 2.15 in [12]).

Proof Let we consider two executions (labeled I and II) of the algorithm A1 for graph $G(V, E)$ with starting input partition Π . The first $j-1$ selections a_1, a_2, \dots, a_{j-1} are equal for both executions and the resulting partitions are equal to Π_j . Under the conditions of the theorem, there are vertices $p, q=f(p)$ in the cell $SC(\Pi_j)$.

Let the j^{th} selection be p in the first execution, and the j^{th} selection be q in the second execution, i.e. the obtained partitions are: for execution I – $\Pi_I = \Pi(a_1, a_2, \dots, a_{j-1}, p)$, for execution II – $\Pi_{II} = \Pi(a_1, a_2, \dots, a_{j-1}, q)$, for which the conditions of Theorem 2 hold: $a_i = f(a_i)$ for $i=1, 2, \dots, j-1$ and $q=f(p)$. Therefore, according to Theorem 2, the similar vertices are in cells with the same label, and thus the vertex a_{j+1} in $SC(\Pi_I)$ will correspond to the vertex $b_{j+1} = f(a_{j+1})$ in $SC(\Pi_{II})$. So, the selection a_{j+1} is possible in execution I and the selection $b_{j+1} = f(a_{j+1})$ is also possible in execution II. The conditions of Theorem 2 also hold for these selections and at the $(j+2)^{th}$ selection similar vertices can be selected again, i. e. a_{j+2} , in the execution I and $b_{j+2} = f(a_{j+2})$ in the execution II. This process continues until the last selections a_{LK-1} , $b_{LK-1} = f(a_{LK-1})$ in both

executions have been done – after these selections the partitions will be discrete. This means that each numbering

$$\Pi(a_1, a_2, \dots, a_{j-1}, p, a_{j+1}, a_{j+2}, \dots, a_{LK-1}) = |x_1| x_2 | \dots | x_i | \dots | x_n | = \Pi'$$

has corresponding numbering

$$\Pi(a_1, a_2, \dots, a_{j-1}, q, b_{j+1}, b_{j+2}, \dots, b_{LK-1}) = |y_1| y_2 | \dots | y_i | \dots | y_n | = \Pi'', \text{ such that}$$

$$NC(x_i, \Pi') = NC(y_i, \Pi''), y_i = f(x_i), i=1, 2, \dots, n. \blacklozenge$$

There are four obvious corollaries of Theorem 3:

Corollary 1 of Theorem 3 Under the conditions of Theorem 3 the discrete partitions of type Π'' , successors of the partition $\Pi(a_1, a_2, \dots, a_{j-1}, q)$, do not find new automorphisms (new similar vertices). Consequently, it is not necessary to determine them if we preliminarily know the discrete partitions of type Π' - successors of the partition $\Pi(a_1, a_2, \dots, a_{j-1}, p)$.

Corollary 2 of Theorem 3 The bouquets of two similar vertices in a given $SC(\Pi_L)$ are of the same size.

This statement is obvious because to each numbering of the one bouquet uniquely corresponds a numbering of the other bouquet.

Corollary 3 of Theorem 3 To determine whether two vertices X and Y in $SC(\Pi_L)$ are similar we need to know the bouquet of one of the vertices, say $B(L, X)$, and generate one numbering n_1 derived of a selection Y in $SC(L)$ and compare n_1 with the numberings $\in B(L, X)$. Even more, $B(L, X)$ should not contain equivalent numberings because of the transivity of the equivalence: if n_1 is equivalent to one of them it is equivalent to the another.

Corollary 4 of Theorem 3 The bouquet $B(L, X)$ contains all bouquets derived from each representative of an orbit in $SC(\Pi_{L+1})$.

Important conclusions follow from Theorem 3 and its corollaries. There are three possibilities to determine whether two vertices X and Y in $SC(\Pi_L)$ are similar under $A(x_1, \dots, x_{L-1})$:

(a) The bouquet $B(L, X)$ of the vertex X should be stored and for the vertex Y we should generate only one numbering and compare it with the numberings $\in B(L, X)$ - this version is used in algorithm VSEPARN.

(b) One numbering should be stored for vertex X and the whole bouquet for vertex Y should be generated. This version is used in Nauty [12];

(c) Two bouquets $B(L, X)$ and $B(L, Y)$ are partially generated and their numberings are compared for determining an automorphism (with a certain probability) that maps X to Y . This probability might be near to 1 if we choose an appropriate selection of the bouquets size. This is the basis for the heuristic algorithm described in Section 5.

Let's compare versions (a) and (b) (table 2). Let $m = |B(L, X)|$ and let's consider that the numberings of the bouquets are stored in a hash table with a maximum number c of collisions of some hash function (characteristic of the numbering) we'll explain below. Let's also consider the worst-case – a rigid regular graph for $L=1$ and $|SC(\Pi_1)|=q$ – in this case all vertices in $SC(\Pi_1)$ are not similar each other. This is the worst-case since: (i) for $L=1$ the bouquets have the larger size than the bouquets for $L>1$ and (ii) the bouquets for rigid graphs are full – each vertex at each level is selected. The advantage of version (b) is a low storage – only one numbering is stored and the disadvantage of version (a) is the large required storage – the whole bouquet of size m for the first vertex $x_1 \in SC(\Pi_1)$ is stored. Version (a) is faster since the number of the generated numberings is smaller: $NG = m + q - 1$. In this case the bouquet of the first vertex $x_1 \in SC(\Pi_1)$ is generated and stored and for each of the other $q-1$ vertices only one numbering is generated - totally $NG = m + q - 1$. In case of version (b) for each vertex $x \in SC(\Pi_1)$ all m numberings of bouquet $B(1, x)$ are generated, i.e. $NG = m \cdot q$ – we suppose that the size of each bouquet is m or m is the largest size. Since $m \cdot q \gg m + q - 1$ version (a) is many times faster than version (b). The number (NC) of the comparisons of numberings is $c \cdot m(q-1)$ for both versions. In version (a) one numbering for each vertex in

SC(1) is compared with $c.m$ numberings of $B(X_1)$. In version (b) the only stored numbering n_1 derived from the selection X_1 is compared with $c.m$ numberings of each bouquet $B(X)$, $x \in SC(1)$, $x \neq x_1$.

version	NS-number of stored numberings	NG-number of generated numberings	NC - number of comparisons of numberings
a	m	$m+q-1$	$c.m(q-1)$
b	1	$m+m(q-1)=q.m$	$c.m(q-1)$

Table 1

Examples:

- Graph A29_1 (rigid regular graph from [24]): $n=29$, $m=14$ (this size is for each vertex in $SC(\Pi_1)$, $q=n=29$; $NG(a)=m+q-1=42$, $NG(b)=q.m=29.14=406$ (in the brackets is the number of the version). We see the big difference between the numbers of generated numberings of the two versions.
- Graph G1275 (Rigid affine plane of order 25, received from R. Mathon in private communication): $n=1275$, bipartite graph with $k=625*26=650*25=16250$; $m=8322060$, $t=9034.23$ secs; $q=625$; $NG(a)=m+q-1=8322060+625-1=8322684$; $NG(b)=q.m=625*8322060=5201287500$. In this case the difference between $NG(a)$ and $NG(b)$ is impressive. The run time of version (a) for this graph is 9034.23 seconds for example and for version (b) should be approximately $625*9034.23$ seconds = 65.35 days.

4. The exact algorithm VSEPARN

4.1. Basics of the algorithm

We need the following theorem for the reasoning of the algorithm VSEPARN.

Theorem 4 Given: $A=Aut(G(V,E))$, an orbit $Q=Orb(x_1, A)$ of vertex $x_1 \in V$ and a generating set $gen(A(x_1))$ of a stabilizer $A(x_1)$. Then, there is a tower of ascending subgroups of A $A(x_1)=A^{(1)} \subset A^{(2)} \subset \dots \subset A^{(i)} \subset \dots \subset A^{(m)}=A$, such that: (a) $A^{(i)}$ is a proper subgroup of $A^{(i+1)}$, $1 \leq i \leq m-1$; (b) $gen(A^{(i)})=\{gen(A^{(i-1)}), \alpha_i\}$, $2 \leq i \leq m$, where the automorphism α_i is such that (c) $x_i=\alpha_i(x_1)$; (d) $Orb(x_i, A^{(i-1)}) \subset Orb(x_1, A^{(i)})$; (e) $Orb(x_1, A^{(i-1)}) \neq Orb(x_i, A^{(i-1)})$; (f) $|A^{(i)}| \geq 2 \cdot |A^{(i-1)}|$, $2 \leq i \leq m$; (g) $|Orb(x_1, A^{(i)})| \geq 2 \cdot |Orb(x_1, A^{(i-1)})|$, $2 \leq i \leq m$; (h) m is the minimal value of i such that $Orb(x_1, A^{(m)})=Q$.

{Note: Evidently, the consequence of (b) is $gen(A)=gen(A^{(m)})=\{gen(A(x_1)), \alpha_2, \alpha_3, \dots, \alpha_m\}$. Theorem 4 can be considered as an extension or modification of Theorem 5 of C. M. Hoffmann in [10]}

Proof The proof is inductive. Let's construct a tower of ascending subgroups of A :

$A(x_1)=A^{(1)} \subset A^{(2)} \subset \dots \subset A^{(i)} \subset \dots \subset A^{(m)}=A$, such that $A^{(i)}$ is a proper subgroup of $A^{(i+1)}$, $i=1, 2, \dots, m-1$; m is finite since A is a finite group. For $i=1$ we have $A^{(1)}=A(x_1)$ and $gen(A^{(1)})=gen(A(x_1))$ is known. Assume inductively that $A^{(i)}$ is a proper subgroup of A and let we have orbits $Q'=Orb(x_1, A^{(i-1)}) \neq Q''=Orb(x_i, A^{(i-1)})$, $Q', Q'' \subset Q$. Then, we'll have an automorphism $\alpha_i \in A \setminus A^{(i-1)}$ such that $x_i=\alpha_i(x_1)$ and $Orb(x_1, gen(A^{(i)})) \supseteq Q' \cup Q''$. Thus, α_i is a generator of A and $A^{(i)}$ since it does not belong to $A^{(i-1)}$, i.e. $gen(A^{(i)})=gen(A^{(i-1)}) \cup \alpha_i$ and therefore $|A^{(i)}| \geq 2 \cdot |A^{(i-1)}|$ (since a new coset appear in the partitioning of $A^{(i)}$ into cosets of $A^{(i-1)}$) and $|Orb(x_1, A^{(i)})| \geq 2 \cdot |Orb(x_1, A^{(i-1)})|$ (from the Theorem 'orbit-stabilizer': $|A^{(i)}|=|Orb(x_1, A^{(i)})| \cdot |A(x_1)|$ and $|A^{(i-1)}|=|Orb(x_1, A^{(i-1)})| \cdot |A(x_1)|$). The first value of i when $Orb(x_1, gen(A^{(i)}))=Q$ and $A \setminus A^{(i)}=\emptyset$ is $i=m$ and consequently $gen(A)=gen(A^{(m)})=\{gen(A(x_1)), \alpha_2, \alpha_3, \dots, \alpha_m\}$. ♦

Theorem 4 gives us the idea how to find the generators of a group if we know an orbit Q of the group and the generators of a stabilizer of a representative x_1 of this orbit. This is done by traversing the orbit step by step. At each step we find one new generator of a new subgroup of A knowing the generators and the orbits of the previous subgroup of A . Before the first step the previous subgroup is equal to $A(x_1)$ with

its orbits and generators. Visiting each vertex x of the orbit, $x \neq x_1$, we select x only if x is not similar to x_1 under the previous subgroup. Thus a new automorphism-generator that maps x to x_1 and new orbits for a new subgroup are found. The new subgroup is a proper supergroup of the previous subgroup. Let us consider the orbit Q as an ordered set whose first vertex is x_1 and let $i(x)$ denote the position of vertex x in the orbit Q . At each step the generators, orbits and order of the current group A (subgroup of A) are defined by the position of the selected vertex x , i.e. by the subset $S(i(x))$ of the orbit including the vertices from the beginning of the orbit to the x . $S(i(x))$ is the subset of the visited vertices. This process stops when the orbit of x_1 under the new subgroup becomes equal to the given orbit Q . The described process is presented in Table 2. The selected vertex x_i , $i=2, \dots, m$ is the first vertex after x_{i-1} in Q that is not similar to x_1 under $A^{(i-1)}$. The position of x_i is $i(x_i) \geq i(x_{i-1})$. The generators of $A(x_1)$ are called *proper generators* of A and the generators $\alpha_2, \alpha_3, \dots, \alpha_m$ are called *mutual generators* of A . The following corollary is obvious:

Corollary of Theorem 4 The number of the mutual generators of the graph automorphism group A toward the stabilizer $A(x_1)$ is $m-1 = \log_2 |Orb(x_1, A)|$.

Selected vertex x	Visited vertices	Mutual generators	$gen(A)$	$ Orb(x_1, A) $	$ A $	A
x_1	$\{x_1\}$	-	$gen(A(x_1))$	$1 = \{x_1\} $	$ A(x_1) $	$A^{(1)} = A(x_1)$
x_2	$\{x_1 : x_2\}$	$x_2 = \alpha_2(x_1)$	$gen(A(x_1)) \cup \alpha_2$	≥ 2	$\geq 2 \cdot A(x_1) $	$A^{(2)}$
x_3	$\{x_1 : x_3\}$	$x_3 = \alpha_3(x_1)$	$gen(A(x_1)) \cup \alpha_2 \cup \alpha_3$	≥ 4	$\geq 4 \cdot A(x_1) $	$A^{(3)}$
x_4	$\{x_1 : x_4\}$	$x_4 = \alpha_4(x_1)$	$gen(A(x_1)) \cup \alpha_2 \cup \alpha_3 \cup \alpha_4$	≥ 8	$\geq 8 \cdot A(x_1) $	$A^{(4)}$
\dots	\dots	\dots	\dots	\dots	\dots	\dots
x_i	$\{x_1 : x_i\}$	$x_i = \alpha_i(x_1)$	$gen(A(x_1)) \cup \alpha_2 \cup \dots \cup \alpha_i$	$\geq 2^{i-1}$	$\geq 2^{i-1} \cdot A(x_1) $	$A^{(i)}$
\dots	\dots	\dots	\dots	\dots	\dots	\dots
x_m	$\{x_1 : x_m\} = Q$	$x_i = \alpha_m(x_1)$	$gen(A(x_1)) \cup \alpha_2 \cup \dots \cup \alpha_m$	$ Q \geq 2^{m-1}$	$\geq 2^{m-1} \cdot A(x_1) $	$A^{(m)} = A$

Table 2

Actually, Theorem 4 tell us that there is a generator $x_i = \alpha_i(x_1)$ if $x \neq x_1$ is not similar to x_1 under the current group but according to Theorem 3 to determine this generator we should know the bouquet $B(x_1)$ and one numbering derivative of x and to compare them. Knowing the partition Π_1 and $SC(\Pi_1)$ according to Theorem 4 to traverse the orbit Q we should traverse the $SC(\Pi_1)$. Thus, we come to the idea of the Algorithm A3 (Fig. 4). Algorithm A3 determines $GOO(A)$ of the graph automorphism group $A = Aut(G, \Pi_1)$ and the bouquet of each representative of an orbit $Orb(A) \in SC(\Pi_1)$ given $GOO(A(x_1))$ of a stabilizer $A(x_1)$ of a vertex $x_1 \in SC(\Pi_1)$ and the bouquet $B(x_1)$. Vertex x_1 should not be similar to any previous vertex in $SC(\Pi_1)$ under A , i.e., the vertices $\in Orb(x_1, A)$ are after x_1 in $SC(\Pi_1)$. This way we'll traverse the orbit $Orb(x_1, A)$ traversing $SC(\Pi_1)$ since $Orb(x_1, A) \subseteq SC(\Pi_1)$.

According the Theorem 3 and 4 we'll determine $GOO(A)$ and the bouquet of each representative of an orbit $Orb(A) \in SC(\Pi_1)$ visiting each vertex $x \in SC(\Pi_1)$ positioned after x_1 . Before the traversal of $SC(\Pi_1)$ we have $GOO(A) = GOO(A(x_1))$. Each vertex $x \in SC(\Pi_1)$ is selected if it is not similar to x_1 under the current group A . Then, we determine if there is an automorphism α , $x = \alpha(x_1)$. This is made (according to Theorem 3) by comparing one numbering Π_{LK} derived from the selection x with the numberings $\in B(x_1)$. Two cases are possible: (a) If there is an automorphism α then it belongs to a new subgroup of A since it unites the orbits of x and x_1 , i.e., $gen(A) := gen(A) \cup \{\alpha\}$; (b) If Π_{LK} is not equivalent to any numbering $\in B(x_1)$ then x becomes a representative of a new orbit and a new search tree $ST(x)$ is built - it determines $gen(A(x))$ and $B(x)$. If during the generation of $ST(x)$ an automorphism is discovered and if it unites the orbits of A then, it is also a generator for A since $A(x) \subseteq A$. Thus, in case (b) the number of the known bouquets of vertices positioned before x increases by one and for the next selected vertex we

should compare the numbering Π_{LK} derived from the selection of x with the numberings of all known bouquets. We denote by $FRPO(X)$ – all first representatives of the orbits of A positioned in $SC(\Pi_1)$ before the selected vertex X and by $BFRPO(X)$ – the bouquets of $FRPO(X)$.

To determine the orbit of one vertex X it is sufficient to do the above comparison only with the bouquet of one of the vertices from $FRPO(X)$ but we do this comparison with the numberings of all bouquets of $FRPO(X)$ since we store them and the earlier finding of a generator is better since we can use it earlier.

After each of both cases has been handled the traversal of $SC(\Pi_l)$ continue by selection of a new vertex x . Thus, after the traversal of $SC(\Pi_l)$ all vertices $\in Orb(x1, A)$ will be visited and the bouquet of each first representative $x_i \in SC(\Pi_l)$ of an orbit of A and $GOO(A)$ will be determined (according to Theorem 4).

Input: Graph G ; a partition $\Pi_l = RP(\Pi)$ for a given starting partition Π ; $SC(\Pi_l)$; a vertex $y \in SC(\Pi_l)$; the position j of y in $SC(\Pi_l)$; the bouquet $B(x_i)$, $1 \leq i \leq r$ of each first representative $x_i \in SC(\Pi_l)$ of an orbit of A , the position of x_i in $SC(\Pi_l)$ is less than j ; a vertex $xf \in FRPO(y)$; the generating set $gen(A(xf))$ of a stabilizer $A(xf)$, the orbits of $A(xf)$ and $ A(xf) $; the orbit $Orb(xf, A)$ is after y in $SC(\Pi_l)$;	
Output: The generators, the orbits and the order (shortly GOO) of the graph automorphism group $A = Aut(G, \Pi_l)$; the bouquet of each representative of an orbit of A in $SC(\Pi_l)$.	
1.	orbits of $A :=$ orbits of $A(xf)$; $gen(A) := gen(A(xf))$;
2.	$x := y$;
3.	do
4.	select next $x \in SC(\Pi_l)$; if there is no selected vertex x then exit ;
5.	determine a numbering $n1$ by $SFM(x)$;
6.	compare the numbering $n1$ with the numberings of the $BFRPO(x)$;
7.	if $n1$ is equivalent to some numbering from $BFRPO(x)$, i.e. there is new automorphism α mapping x to some vertex from $FRPO(x)$ then
8.	$gen(A) := gen(A) \cup \alpha$; recompute the orbits of A ; $ A := Orb(xf) \cdot A(xf) $
9.	else $\{n1$ is not equivalent to any numbering from $BFRPO(x)$, i.e. there is no new automorphism mapping x to some vertex from $FRPO(x)\}$
10.	build the search tree $ST(x)$ for determining $GOO(A(x))$ and the bouquet $B(x)$
11.	end; {if}
12.	enddo

Fig. 4. Algorithm A3

During the execution of this algorithm we build implicitly (as in Theorem 4) a tower of ascending subgroups of A : $A(x1) = A^{(0)} \subset A^{(1)} \subset \dots \subset A^{(i)} \subset \dots \subset A^{(m)} = A$, such that $A^{(i)}$ is a proper subgroup of $A^{(i+1)}$, $0 \leq i \leq m-1$.

Algorithm A3 can be applied for determining any $GOO(A(X_{L-1}))$ and $B(X_{L-1})$, $L=1, \dots, LK$ under the following requirements:

R1. $GOO(A(X_L^1))$, $B(X_L^1)$, Π_L , $SC(\Pi_L)$ are known for a vertex $X_L^1 \in SC(\Pi_L)$;

R2. The position of the vertex X_L^1 in $SC(\Pi_L)$ is such that it has no similar vertices under $A(X_{L-1})$ with a position before it. This means that $Orb(X_L^1, A(X_{L-1}))$ in $SC(\Pi_L)$ is after X_L^1 , i.e. the vertices of the orbit $Orb(X_L^1, A(X_{L-1}))$ should be with higher indices in $SC(\Pi_L)$. Evidently, this condition holds when X_L^1 is the first vertex in $SC(\Pi_L)$. Thus, traversing $SC(\Pi_L)$ we'll traverse $Orb(X_L^1, A(X_{L-1}))$ – this is the requirement of Theorem 4.

Algorithm A3 has a simplified version A3A that determine the mutual generators, the orbits and the order of the stabilizer $A(X_{L-1})$ and the bouquet of each representative of an orbit of $A(X_{L-1})$ in $SC(\Pi_l)$ given a vertex $y \in FRPO(X_L)$ for which the bouquet $B(y)$, the orbits $Orb(A(y))$ and the order $|A(y)|$ of a stabilizer $A(y)$ are known, the bouquets $BFRPO(X_L)$ are also known.

4.2. The algorithm: cases CS1, CS2, CS3 and CS4

Let we have the starting series SFM1: $\Pi_1, \Pi_2, \dots, \Pi_{LK}$. We can apply Algorithm A3 directly only to the partition Π_{LK-1} because for the other partitions the required input variables are not known. For the partition Π_{LK-1} we have $B(x_{LK-1}) = \{\Pi_{LK}\}$ and $\text{gen}(A(x_{LK-1})) = \emptyset$, i.e., $|A(x_{LK-1})| = 1$ and discrete orbits of $A(x_{LK-1})$. After the application of A3 to Π_{LK-1} we have determined correctly $B(x_{LK-2})$ and $\text{gen}(A(x_{LK-2}))$, the orbits and the order of $A(x_{LK-2})$. Then, A3 can be applied to Π_{LK-2} , i.e., a backward move is done from LK-1 to LK-2. Thus, applying A3 to the series $\Pi_{LK-1}, \Pi_{LK-2}, \dots, \Pi_2, \Pi_1$ we can determine $\text{GOO}(A)$. The lowest level to which a backward move has been made we denote by LMIN, i.e., LMIN is the level for which we determine $\text{GOO}(A(x_{LMIN-1}))$. In Algorithm A3 the process of the backward moves is not included and the instruction 10 is not revealed. All this is taken into account in the algorithms PART1 and PART2 (Fig. 6 and 7, respectively) called from the main algorithm VSEPARN (Fig. 5) that determines $\text{GOO}(A)$ of the partition-wise stabilizer $A = \text{Aut}(G, \Pi)$ given a graph $G(V, E)$ and the input partition Π on V . S3.

Graph name $ \text{Aut}(G) $	Number of orbits	Orbit length	Starting vertex X_1 - representative of orbit	$ B(X_1) $ -size of the bouquet of the starting vertex (number of the numberings)
JOWK 258048	6	256	280	310942
		224	136	269778
		48	15	85794
		14	540	40262
		3	546	14568
		1	273	10200
DSFP 55296	8	256	463	1528328
		192	161	1211376
		48	261	343926
		32	53	181188
		12	534	186432
		3	531	45606
		2	539	23724
		1	273	47600
HALL 921600	6	256	398	155988
		192	235	127512
		80	15	46116
		12	542	14232
		5	539	6264
		1	273	2856

Table 3

Before calling PART1 and PART2 the algorithm VSEPARN determines (step S2) the orbits of A by the heuristic algorithm HEURAUT and select $X_1 \in \text{SC}(\Pi_1)$ as a representative of one of the smallest orbit of the vertices in $\text{SC}(\Pi_1)$. Experimental tests (Table 3) show with very rare exceptions that if the starting vertex X_1 is a representative of one of the smallest orbit of A then the size of the bouquet $B(X_1)$ built by PART1 is the smallest and the running time is minimal. There are two exceptions from this rule in the table: $X_1 = 53$ and 534 ; $X_1 = 539$ and 273 for the graph DSFP.

The algorithm PART1 (Fig. 6, the first part of the algorithm VSEPARN, line S4 in Fig. 5) can be considered as an application of the algorithm A3 with added the backward moves and revealed instruction 10 - all above requirements are implemented in it. The algorithm PART1 determines $\text{GOO}(A(x_1))$ and $B(x_1)$ given Π_1 , $\text{SC}(\Pi_1)$ and $x_1 \in \text{SC}(\Pi_1)$. The algorithm PART2 (the second part of the algorithm VSEPARN, line S5 in Fig. 5) determines $\text{GOO}(A)$ given $\text{GOO}(A(x_1))$ and $B(x_1)$ obtained from the algorithm PART1. The algorithm PART2 can be considered also as an application of the Algorithm A3 to

the partition Π_1 with replacing the instruction 10 by determining one derivative numbering Π_{LK} of each selected vertex $x \in SC(\Pi_1)$ if x is not similar to x_1 under the current A . The algorithm PART2 may be also considered as a direct application of theorems 3 and 4 and its correctness follows from this – both requirements R1 and R2 hold. At the start $GOO(Aut(G)) := GOO(Aut(G, x_1))$. We select (line B2) each vertex x in $SC(\Pi_1)$ that is not similar to x_1 under the current $Aut(G)$ and we compare (line B5) the first numbering Π_{LK} derived from the selection x (line B4) with the numberings $\in B(x_1)$. If there is an automorphism α between some numbering $\in B(x_1)$ and Π_{LK} then α is a generator for A since it unites the orbits of x and x_1 . In both cases (existence or nonexistence of α) we continue traversing $SC(\Pi_1)$ until its end. When the traversal of $SC(\Pi_1)$ completes, the generators and the orbits of A are determined and we apply the ‘orbit-stabilizer’ theorem for determining $|A| = |Orb(x_1, A)| \cdot |A(x_1)|$ (line B3).

We’ll describe the algorithm PART1 considering an intermediate state of the search tree ST (Fig. 5) being build by the algorithm during its execution. The series of partitions Π_L , $L=2, \dots, LK-1$ can be divided into three intervals: the first is from Π_1 to $\Pi_{L_{MIN}-1}$, the second – from $\Pi_{L_{MIN}}$ to Π_{LP} and the third – from Π_{LP+1} to Π_{LK-1} . The search tree is built in a preorder: first visiting the root (a partition Π_L) and then its subtrees (the partitions Π_{L+1} derived from each selected vertex) in a defined order.

Let us give some formulae about the bouquets and the stabilizers in the search tree ST (Fig. 4). According to the definition of a bouquet we have

$$B(X_L) = BFRPO(X_{L+1}) + B(X_{L+1}), L=1, 2, \dots, LP-1; \quad (4.2.1)$$

Applying this formula to $B(X_{LP-1})$ we obtain

$$B(X_{LP-1}) = BFRPO(X_{LP}), \quad (4.2.2)$$

since $B(X_{LP})$ is not defined so far, i.e. $B(X_{LP}) = \emptyset$.

Substituting (4.2.2) in (4.2.1) and substituting into recurrence we obtain

$$B(X_L) = \sum_{L+1}^{LP} BFRPO(X_{LL}) \quad (4.2.3)$$

From (4.2.3) for $B(X_{L_{MIN}-1})$ we have

$$B(X_{L_{MIN}-1}) = \sum_{L_{MIN}}^{LP} BFRPO(X_L) \quad (4.2.4)$$

Applying the algorithm A3 for determining $gen(A(x_L))$ then we have:

$$gen(A(x_L)) = gen(A(x_{L+1}^1)) \cup MG(x_{L+1}^1, x_{L+1}) \cup gen(A(x_{L+1})), \quad (4.2.5)$$

where $gen(A(x_L))$ is the generating set of the current stabilizer $A(x_L)$, $gen(A(x_{L+1}^1))$ is the generating set of the stabilizer $A(x_{L+1}^1)$, $MG(x_{L+1}^1, x_{L+1})$ is the set of the mutual generators of $A(x_L)$ and $gen(A(x_{L+1}))$ is the generating set of the current stabilizer $A(x_{L+1})$. The values of the following variables for the search tree in Fig. 4 of the algorithm PART1 (Fig.5) are known:

C1: Π_L , $SC(\Pi_L)$, X_L , $L=1, 2, \dots, LP$; X_L is the current selected vertex in $SC(\Pi_L)$. Each selected vertex X_L is not similar to any previous vertex in the $SC(\Pi_L)$ under the current $A(X_L)$, $L=2, \dots, LP$;

C2: L_{MIN} , LP , $L_{MIN} \leq LP$, $LP \geq 2$;

C3: $GOO(X_{L_{MIN}-1})$, $B(X_{L_{MIN}-1})$; For L_{MIN} the generating set $gen(A(y))$ for at least one vertex $y \in FRPO(X_{L_{MIN}})$ is known;

C4: $Orb(y, A(X_{L-1}))$ for $y=X_L$ and $y \in FRPO(X_L)$, $L=L_{MIN}+1, \dots, LP-1$;

C5: $Orb(y, A(X_{LP-1}))$ for $y \in FRPO(X_{LP})$ and $Orb(X_{LP}, A(X_{LP-1}))$, and the order of the stabilizer of the representative of this orbit;

C6: $B(FRPO(X_L))$, $L=2, \dots, LP$;

C7: $GOO(X_L) = GOO(X_{L_{MIN}-1})$, $L=1, \dots, L_{MIN}-2$;

C8: Each orbit $Orb(x, A(X_{L-1}))$ for each $x \in FRPO(X_L)$ $L=L_{MIN}, \dots, LP$ is a subset of a different orbit of $A(X_{L_{MIN}-1})$. This property holds for each selected vertex $x = x_L$, $L=L_{MIN}, \dots, LP-1$. It is not known that this property holds for the selected vertices x_L , $L \geq LP$.

All above conditions can be considered as an invariant of the loop C1 of the algorithm PART1.

Let's now describe the algorithm PART1. It calls the algorithms SFM1 (Fig. 7) and COMP (Fig. 8). At the start all of the searched variables are not known and for each partition Π_L , $L=2, \dots, LK-1$ we select the first vertex $X_L \in SC(\Pi_L)$ and obtain the partition Π_{L+1} , i.e. the only action we do is a forward move (line I1) until discrete Π_{LK} is obtained. Thus, the condition R2 holds for each Π_L but only for Π_{LK-1} both conditions R1 and R2 hold. Let's now consider the above requirements R1, R2 for determining $GOO(A(X_{LP-1})) = GOO(A(x_1, \dots, x_{LP-1}))$ and the bouquet $B(X_{LP-1}) = B(x_1, \dots, x_{LP-1})$ given the partitions $\Pi, \Pi_1, \dots, \Pi_{LP}$. For $\Pi_{LP} = \Pi(x_1, \dots, x_{LP-1})$ also $SC(\Pi_{LP})$ and the selected vertex X_{LP} are known. Besides, the position of the vertex X_{LP} in $SC(\Pi_{LP})$ holds the condition R2.

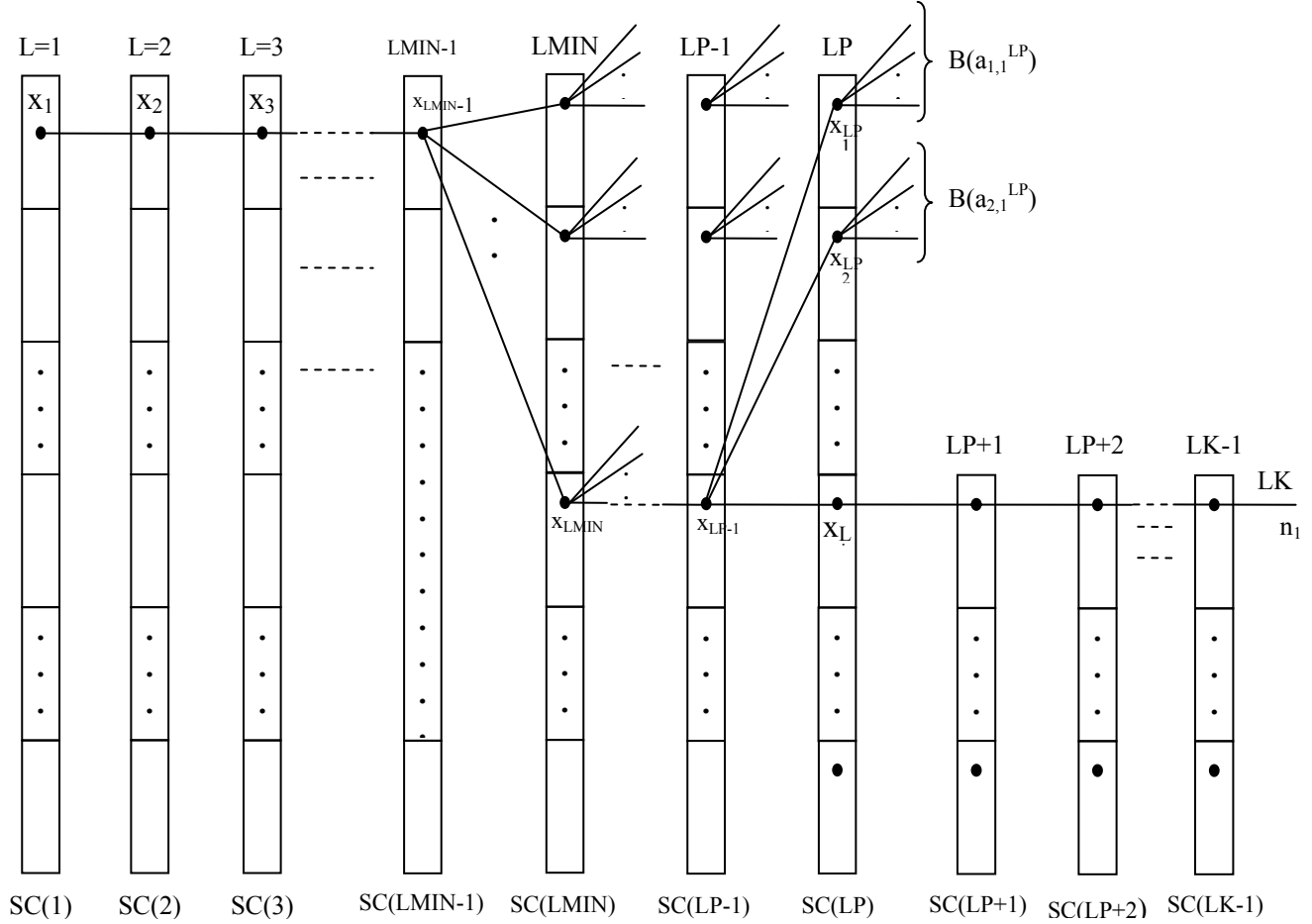


Fig. 5.

By the loop C1 (lines I1- I12) in algorithm PART1 each selected cell $SC(\Pi_{LP})$ is visited and the following three basic steps are performed:

A1 *{Selection}*: The selection of a vertex X_{LP} in $SC(\Pi_{LP})$ (line I3) is made starting from the position next to the current X_{LP} . The vertex X_{LP} should not be similar to any previous vertex in $SC(\Pi_{LP})$ under the current $A(X_{LMIN-1})$. For each level L the position $i(X_L)$ of the selected vertex X_L is stored and when a backward move to this level is performed then the selection of a new vertex starts from the next position, i.e. $i(X_L)+1$. If there is no selected vertex in $SC(\Pi_{LP})$, i.e. the $SC(\Pi_{LP})$ has been traversed then, a backward move follows (step A4). If there is a selected vertex X_{LP} in $SC(\Pi_{LP})$ then, step A2 follows.

A2 *{Series of forward moves}*: A series of forward moves SFM1 is performed determining the partitions $\Pi_L = \Pi_{LP+1}, \dots, \Pi_{LK}$ with discrete Π_{LK} (line I5). In each of these partitions the selected vertex X_L is the first vertex in $SC(\Pi_L)$. This way the condition R2 holds for the orbit $Orb(X_L, A(X_{L-1}))$.

A3 *{Comparison}*: A check if there is a new automorphism α that not belong to the current subgroup of $A(X_{LP-1})$ and maps the vertex X to any vertex from $FRPO(X)$ is made, i.e. if α belongs to the next subgroup of $A(X_{LP-1})$. This check is made by comparing Π_{LK} with $BFRPO(X)$ (line I6, algorithm COMP).

A4 {Backward move}: After the traversal of $SC(\Pi_{LP})$ is completed then $GOO(A(x_{LP-1}))$ and $B(x_{LP-1})$ are determined and a backward move $LP:=LP-1$ is made. Stop follows if $LP=1$. Otherwise, a selection of a new vertex in $SC(\Pi_{LP})$ is made applying the step A1 to it.

If there is an automorphism α then, it is a generator: $gen(A(x_{LP-1})):=gen(A(x_{LP-1}))\cup\{\alpha\}$ and the orbits and the order of $A(x_{LP-1})$ are recomputed. It is a generator also for $A(x_1)$: $gen(A(x_1)):=gen(A(x_1))\cup\{\alpha\}$ and the orbits and the order of $A(x_1)$ are recomputed. If there is no α mapping x to a vertex $\in FRPO(X)$ then a move back to $LK-1$ follows.

Input: Graph $G(V,E)$ and a partition Π on V
Output: Generators, orbits and order of the <i>partition-wise stabilizer</i> $A=Aut(G, \Pi)$, denoted $GOO(A)$
S1. Initialization: $\Pi_l:=RP(\Pi, NCL)$; { NCL -the number of the cells in Π_l }
S2. if $NCL=n$ { Π_l is discrete} then writeln('Trivial group'); stop ;
S3. Determine: (a) the orbits of A by the heuristic algorithm HEURAUT, starting from discrete orbits; (b) $SC(\Pi_l)$; x_1 :=a representative of the smallest orbit of the vertices in $SC(\Pi_l)$; Write vertex x_1 on the first position in $SC(\Pi_l)$; $A:=\{I\}$;
S4. PART1: Determine $GOO(A(x_1))$, $B(x_1)$ given Π_l , $SC(\Pi_l)$, $x_1 \in SC(\Pi_l)$
S5. PART2: Determine $GOO(A)$ given $GOO(A(x_1))$, $B(x_1)$

Fig. 6. Algorithm VSEPARN

Input: Π_l , $SC(\Pi_l)$, x_1
Output: $GOO(A(x_1))$, $B(x_1)$
I1:SFM1:Determine $\Pi_L, A(x_{L-1}) =1, SC(L), L=2, \dots, LK$ given $\Pi_l, SC(\Pi_l), x_1$; LP:=LK-1; LMIN:=LP; $gen(A(x_1)):=\emptyset$; $ A(x_1) :=1$; $B(x_{LK-1})=\{x_{LK}\}$;
I2: do {loop C1: Visit each $SC(\Pi_{LP})$ }
I3: Select x_{LP} in $SC(LP)$;
I4: if $x_{LP} \neq 0$ then {forward move}
I5: SFM1: Determine $\Pi_L, A(x_{L-1}) $, $SC(L), L=LP+1, \dots, LK$ given $LP, \Pi_{LP}, SC(\Pi_{LP}), x_{LP}$;
I6: COMP: Compare Π_{LK} with the numberings $\in BFRPO(x_{LP})$ for determining an automorphism $\alpha \in A(x_{LP-1})$. Determine $GOO(A(x_{LMIN-1}))$, LP;
I7: else {backward move: $SC(LP)$ has been traversed}
I8: LP=LP-1;
I9: if LP=1 then return ;
I10: if LP<LMIN then LMIN=LP; $XF_{LMIN}:=x_{LMIN}$; $ Aut(XF_{LMIN}) := Aut(x_{LMIN}) $
I11: endif
I12: enddo ; { loop C1 }

Fig. 7. Algorithm PART1 (instruction S4 of algorithm VSEPARN (Fig. 6))

Input: $L=LP, \Pi_L, SC(\Pi_L), x_L$
Output: $\Pi_L, A(x_{L-1}) , L=LP+1, \dots, LK$
1. do
2. $L=L+1$; $\Pi_L^T=TR(x_{L-1}, \Pi_{L-1})$; $\Pi_L=RP(\Pi_L^T, NCL)$;
3. if $NCL=n$ then return
3. else determine $SC(L)$; x_L =first vertex in $SC(L)$; $ A(x_L) = A(x_{L-1}) / Orb(x_L, A(x_{LMIN-1}) \cap SC(\Pi_L)) $
5. enddo

Fig. 8. Algorithm SFM1 (instruction I2 of algorithm PART1 (Fig. 7))

Input: $L=1, \Pi_1, SC(\Pi_1), x_1, GOO(A(x_1)), B(x_1)$
Output: $GOO(A)$
B1. do
B2. Selecte next vertex X in $SC(\Pi_1)$;
B3. if $X=0$ then $ A = Orb(x_1, A) \cdot A(x_1) $; return ;
B4. SFM1A: Determine Π_{LK} given $L=1, \Pi_1, SC(\Pi_1), X \in SC(\Pi_1)$
B5. Compare Π_{LK} with the numberings \in bouquet $B(x_1)$ for an automorphism α . If there is α then $gen(A) := gen(A) \cup \alpha$ and recompute the orbits of A ;
B6. enddo ;

Fig. 9. Algorithm PART2 (instruction S5 of algorithm VSEPARN (Fig. 6))

Input: $L=1, \Pi_1, SC(\Pi_1), X \in SC(\Pi_1)$
Output: Π_{LK}
1. do
2. $L=L+1$; $\Pi_L^T = TR(X_{L-1}, \Pi_{L-1})$; $\Pi_L = RP(\Pi_L^T, NCL)$;
3. if $NCL=n$ then return
4. else determine $SC(L)$; $X_L = \text{first vertex in } SC(L)$
5. enddo
Fig. 10. Algorithm SFM1A (instruction B4 of algorithm PART2 (Fig. 9))

This way the building of the tree $ST(x)$ starts from $LK-1$ performing the step A1 to $SC(\Pi_{LK-1})$. $ST(x)$ is necessary since it determines the bouquet $B(x)$ that belongs to $B(X_{LP-1})$. After $ST(x)$ has been built we continue with a selection of a new vertex in $SC(LP)$ applying the step A1 to $SC(\Pi_{LP})$. The search tree is built in preorder traversal: first visiting the root (a partition Π_{LP}) and then its subtrees (the partitions Π_{LP+1} derived from each selected vertex) in a defined order. For the selected vertex X_{LP} (line I3 – the start of $ST(X_{LP})$ building) by SFM1 (line I5) is built the first (leftmost) tree $ST(X_{LP+1})$, $ST(X_{LP+2})$, \dots , $ST(X_{LK-1})$ for each previous subtree. Each of these subtrees is built in backward order. When the subtree $ST(X_{LP+1})$ has been built then the building of the subtree for the next selected vertex X_{LP+1} starts (X_{LP+1} should hold the requirements). When there is no selected vertex X_{LP+1} then a backward move $LP+1$ to LP is made – this means that the $ST(X_{LP})$ is built. If $LP=1$ the algorithm stops.

4.2.1. Cases CS1 and CS3

Let us consider the cases when the numbering Π_{LK} (Fig. 4) does not form an automorphism with any numbering $\in BFRPO(\Pi_{LP})$. Knowing that $|A(X_{LP-1})|$ is correct and supposing that each orbit $Orb(X_L, A(X_{L-1}))$ for $L=LP, \dots, LK-1$ is also correct, and applying the Theorem ‘O-S’ we obtain

$$|A(X_{LP-1})| / |Orb(X_{LP}, A(X_{LP-1}))| / |Orb(X_{LP+1}, A(X_{LP}))| / \dots / |Orb(X_{LK-1}, A(X_{LK-2}))| = |A_{LK-1}| = 1. \quad (4.2.1.1)$$

However, the orbits in (4.2.1.1) are unknown and consequently we cannot use it. Instead, the sets $W = COrb(X_L, A(X_{LP-1}))$ of the vertices in $SC(\Pi_L)$ similar to X_L under $A(X_{LP-1})$ are known, i.e.

$$W = COrb(X_L, A(X_{LP-1})) = Orb(X_L, A(X_{LP-1})) \cap SC(\Pi_L). \quad (4.2.1.2)$$

We call the set W ‘*computed orbit*’ to distinguish it from the real orbit $U = Orb(X_L, A(X_L))$.

The following relation holds

$$U = Orb(X_L, A(X_{L-1})) \subseteq COrb(X_L, A(X_{LP-1})) = W, \quad (4.2.1.3)$$

since $A(x_{L-1}) \subseteq A(x_{LP-1})$.

Considering (4.2.1.3) and applying the Theorem ‘O-S’ for the computed orbits we obtain

$$|A(X_{LP-1})| / |COrb(X_{LP}, A(X_{LP-1}))| / |COrb(X_{LP+1}, A(X_{LP}))| / \dots / |COrb(X_{LK-1}, A(X_{LK-2}))| = |A_{LK-1}| \leq 1. \quad (4.2.1.4)$$

The computation on (4.2.1.4) is performed by the Algorithm SFM1 (Fig. 8) called from the instruction I5 of PART1. If the sign in (4.2.1.3) is = (i.e., the real and the computed orbit are equal), then we call the orbit $Orb(X_L, A(X_{L-1}))$ *separated*.

Input: Π_L , $SC(\Pi_L)$, X_L , $ A(X_{L-1}) $, $L=2,3, \dots, LK$; LP , $BFRPO(X_{LP})$, $LMIN$, $GOO(A(X_{LMIN-1}))$
Output: $GOO(A(X_{LMIN-1}))$, LP
1: Compare Π_{LK} with the numberings $\in BFRPO(X_{LP})$
2: if Π_{LK} is not equivalent to any numbering $\in BFRPO(X_{LP})$
3: then {CS1 or CS3}
4: if $ A(X_{LK-1}) =1$
5: then {CS1}
6: $LP=LK-1$; $B(X_{LP})=\{\Pi_{LK}\}$; if $LP < LMIN$ then $LMIN=LP$
7: else {CS3}
8: $LP=LK-1$; $B(X_{LP})=\{\Pi_{LK}\}$; $LMIN=LP$; $A(X_{LMIN-1})=\{I\}$; XF_{LMIN} :=the current selected vertex in $SC(LMIN)$; $ Aut(XF_{LMIN}) :=1$
9: endif
10: else {CS2 or CS4: there is an automorphism α , $X_{LP}=\alpha(U_{LP})$ between Π_{LK} and some numbering $\in BFRPO(X_{LP})$ derivative of the vertex $U_{LP} \in FRPO(X_{LP})$ }
11: Determine $GOO(A(X_{LMIN-1}))$: $gen(A(X_{LMIN-1}))=A(X_{LMIN-1}) \cup \{\alpha\}$; determine orbits of $A(X_{LMIN-1})$ and $ A(X_{LMIN-1}) = A(XF_{LMIN}) Orb(XF_{LMIN}, A(X_{LMIN})) $
12: for $L=LMIN, LMIN+1, \dots, LP$ do
13: $ A(X_L) = A(X_{L-1}) / COrb(X_L, A(X_{LMIN-1})) $;
14: if $L > LMIN$ then
15: for each vertex $Z_L \in FRPO(X_L)$ do {check if $ A(Z_L) $ has changed its value before and after α }
16: if $ A(Z_L) = A^{-\alpha}(X_{L-1}) / Orb(Z_L, A^{-\alpha}(X_{L-1})) < A(X_{L-1}) / Orb(Z_L, A(X_{L-1})) $ then {CS4}
17: if $ A(X_L) =1$ then
18: $LMIN:=LP$; $gen()=\{\alpha\}$; the orbits of $A(X_{LMIN-1})$:=cycles of α ; $ A(X_{LMIN-1}) := Orb(U_{LP}, A(X_{LMIN-1})) $; $XF_{LMIN}=U_{LP}$; $ Aut(XF_{LMIN}) :=1$; {the execution continues by starting selection of a vertex after the current position of X_{LP} }
19: else
20: restore the partitions $\Pi_{LP+1}, \dots, \Pi_{LK-1}$ of the last numbering Π_{LK} ; $LMIN:=LP:=LK-1$; $A(X_{LMIN-1})=\{I\}$; XF_{LMIN} = the first vertex in $SC(\Pi_{LMIN})$; $ Aut(XF_{LMIN}) :=1$
21: endif {if from line 17}
22: return
23: endif {if from line 16}
24: enddo {loop for from line 15}
25: endif {if from line 14}
26: enddo {loop for from line 12, the case is CS2 }
27: endif {if from line 2}
Fig. 11. Algorithm COMP (instruction I4 of algorithm PART1 (Fig. 7))

If the sign in (4.2.1.3) is \subset , then, obviously, $W=U \cup R$, $|R|>1$, i.e., W (and R) include vertices that belong to $SC(\Pi_L)$ but are not similar to X_L under $A(X_{L-1})$. It can be proved that when W contains some vertex, then it contains the hole orbit of this vertex under $A(X_{L-1})$. Thus, W can be considered as an union of orbits of $A(X_{L-1})$. We call this case *non-separation of orbits (denoted by NSO)* and the orbit U is called *non-separated (non-partitioned)*. Since the representatives of the orbits belonging to R are not known we cannot select them during the traversal of the $SC(\Pi_L)$. Thus, the search tree of such a vertex cannot be built and its bouquet will not be determined. This is an unallowable error since these bouquets belong to

$B(X_{L-1}), B(X_{L-2}), \dots, B(X_1)$ and they are needed (as we know from Algorithm A3) for determining $GOO(A(X_{L-2})), GOO(A(X_{L-3})), \dots, GOO(A(X_1))$. If there is only one partition with non-separated orbit, then the sign in (4.2.1.4) is $<$, since the length of the computed orbit is greater or equal to the length of the real orbit – this is the condition to detect the presence of NSO. We call this case CS3. If there is no NSO in any partition, i.e. each computed orbit is equal to the real one, then the sign in (4.2.1.4) is $=$ and the case is denoted by CS1. If the case is CS1, then at the exit of the algorithm COMP (line I6 in PART1) the invariant holds for $LP=LK-1$: only LP is changed, L_{MIN} remains the same. When the case is CS3 we loose $GOO(X_{L_{MIN}-1})$ determined so far and the algorithm continues with a new top point: $LP=LK-1$, $L_{MIN}=LP$, $X_{L_{MIN}}=X_{LK-1}$ is the first vertex in $SC(LK-1)$ and $A(X_{L_{MIN}-1})=\{I\}$, i.e., each vertex is put into a separate orbit. Obviously, the invariant holds for the case CS3.

The operations in the case CS3 may be considered as an error correction of the incorrect orbits of some $A(X_{L-1})$ determined by the moment since the algorithm interrupts its current execution and starts from the new top point for finding the correct orbits of $A(X_{L-1})$ and the bouquet $B(X_{L-1})$.

4.2.2 Cases CS2 and CS4

Let's consider the cases when there is an automorphism α mapping X_{LP} to some vertex $Z \in FRPO(X_{LP})$, i.e. the numbering Π_{LK} forms an automorphism α with some numbering $\in B(Z)$.

Then, there is a possibility of NSO for some orbits of vertices $\in FRPO(\Pi_L)$ for the levels $L_{MIN}+1 \leq L \leq LP$: we denote by CS2 the case when there is no NSO and by CS4 the case when there is at least one case of NSO in this interval. Then, before α we have

$|A(X_{LL})| = |A(X_{LL-1})| / |\text{Orb}(X_{LL}, A(X_{LL-1}))|$ for each $X_{LL} \in FRPO(X_L)$, $L=L_{MIN}+1, \dots, LP$ – each orbit and each order of the current stabilizers are correct. The automorphism α is a generator of $A(X_{L_{MIN}-1})$ since $A(X_{LP-1}) \subseteq A(X_{L_{MIN}-1})$: $\text{gen}(A(X_{L_{MIN}-1})) := \text{gen}(A(X_{L_{MIN}-1})) \cup \{\alpha\}$. Thus, the $\text{Orb}(A(X_{L_{MIN}-1}))$ and $|A(X_{L_{MIN}-1})|$ are changed and we denote by $A^{+\alpha}(X_{LL})$ the new value of $A(X_{LL})$. Then, we determine

$|A^{+\alpha}(X_{LL})| = |A^{+\alpha}(X_{LL-1})| / |\text{COrb}(X_{LL}, A(X_{LL-1}))|$ for each $X_{LL} \in FRPO(X_L)$, $L=L_{MIN}+1, \dots, LP$.

If for each LL we have $|A^{+\alpha}(X_{LL})| = |A(X_{LL})|$ then the case is CS2 and each $\text{COrb}(X_{LL}, A(X_{LL-1})) = \text{Orb}(X_{LL}, A(X_{LL-1}))$ – all orbits and orders of the stabilizers are correct. In the case CS2 we continue by selection of a new vertex from $SC(\Pi_{LP})$. If there is one level LL with $|A^{+\alpha}(X_{LL})| < |A(X_{LL})|$ then the case is CS4 – this means that some of the above computed orbits and orders of the stabilizers are incorrect. Then we interrupt the current execution (as in case CS3) of the algorithm losing all found $GOO(A(X_{L_{MIN}-1}))$ but the found bouquets are saved. We continue with a new top point: LP has not changed: $L_{MIN}:=LP$ and $\text{gen}(A(X_{L_{MIN}-1})) := \{I\}$ and we select the vertex Z from $SC(\Pi_{LP})$ repeating the building of its tree $ST(Z)$ – thus the requirements R1 and R2 hold for $\text{Orb}(Z, A(X_{LP-1}))$ after the tree $ST(Z)$ we'll be built.

If $LP=L_{MIN}$ then all orbits of $A^{+\alpha}(X_{L_{MIN}-1})$ in the cells of Π_{LP} are correct (CS2 is the case) since each generator discovered so far has a base that is a superset of the base of $A^{+\alpha}(X_{L_{MIN}-1})$. Then, we continue by selecting a new vertex (line 3 in PART1) starting from the position after the current X_{LP} .

4.3. Examples

4.3.1. Simple example

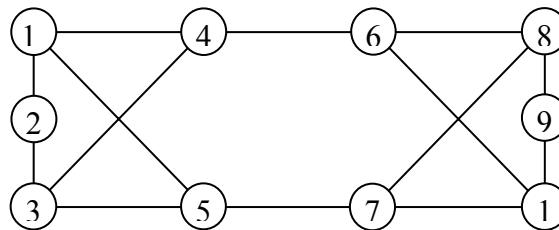


Fig.12

Fig.13 illustrates the search tree (ST) of algorithm VSEPARN for the graph in Fig. 12. In each node of the ST for the first selection (vertex 4, $LP>1$) of $SC(\Pi_1)$ are given the following: $L, \Pi_L, SC(L), |A_L|$ – the order of the subgroup of the stabilizer A_L presented by 3 generators $\alpha_1 \alpha_2 \alpha_3$. For the other selections (vertices 5 and 6) in $SC(\Pi_1)$ ($LP=1$, PART2) only a series of forward moves is made, i.e. only one numbering is

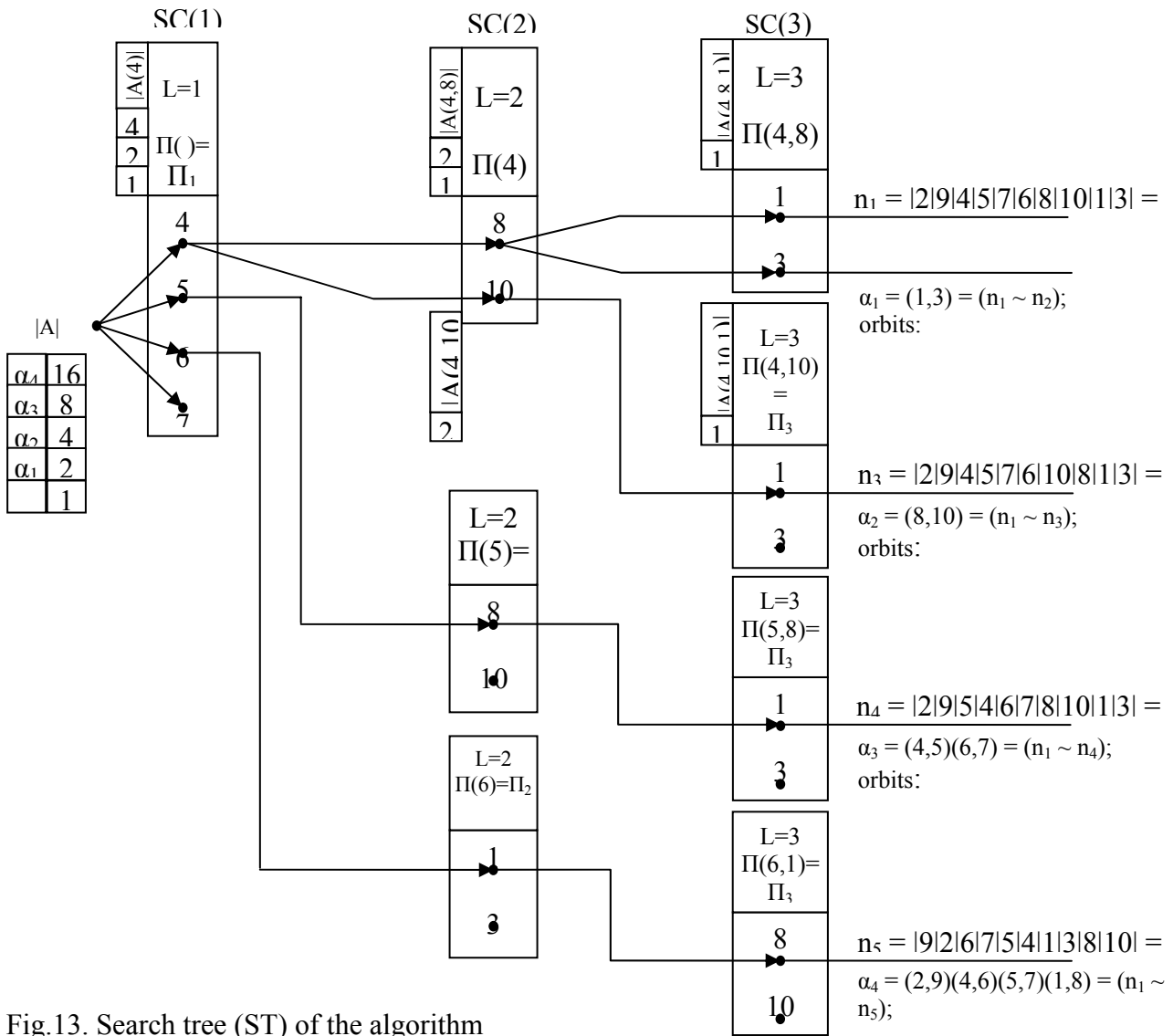


Fig.13. Search tree (ST) of the algorithm

2	3	4	5	6	7	8	9	10	11	12	13
L=2	L=3	L=4	L=4	L=3	L=4	L=2	L=3	L=4	L=2	L=3	L=4
$\Pi(4)=\Pi_2$	$\Pi(4,8)=\Pi_3$	$\Pi(4,8,1)=\Pi_4=n_1$	$\Pi(4,8,3)=\Pi_4=n_2$	$\Pi(4,10)=\Pi_3$	$\Pi(4,10,1)=\Pi_4=n_3$	$\Pi(5)=\Pi_2$	$\Pi(5,8)=\Pi_3$	$\Pi(5,8,1)=\Pi_4=n_4$	$\Pi(6)=\Pi_2$	$\Pi(6,1)=\Pi_3$	$\Pi(6,1,8)=\Pi_4=n_5$
2	2	2	2	2	2	2	2	2	9	9	9
9	9	9	9	9	9	9	9	9	2	2	2
4	4	4	4	4	4	5	5	5	6	6	6
5	5	5	5	5	5	4	4	4	7	7	7
7	7	7	7	7	7	6	6	6	5	5	5
6	6	6	6	6	6	7	7	7	4	4	4
8	8	8	8	10	10	8	8	8	1	1	1
10	10	10	10	8	8	10	10	10	3	3	3
1	1	1	3	1	1	1	1	1	8	8	8
3	3	3	1	3	3	3	3	3	10	10	10
			α_1		α_2			α_3			α_4

Table 4. The sequence of obtaining the partitions for the graph in Fig. 12 by VSEPARN (the cells with double lines are SC)

determined for each selected vertex: $\Pi_1 = [2,9|4,5,6,7|1,3,8,10]$; $\Pi_2 = \Pi(4) = [2|9|4|5|7|6|8,10|1,3]$; $\Pi_3 = \Pi(4,8) = [2|9|4|5|7|6|8|10|1,3]$; $\Pi_4 = n_1 = \Pi(4,8,1) = [2|9|4|5|7|6|8|10|1|3]$; $\Pi_4 = n_2 = \Pi(4,8,3) = [2|9|4|5|7|6|8|10|3|1]$; $\Pi_3 = \Pi(4,10) = [2|9|4|5|7|6|10|8|1,3]$; $\Pi_4 = n_3 = \Pi(4,10,1) = [2|9|4|5|7|6|10|8|1|3]$;

4.3.2. Example with all cases (CS1, CS2, CS3, CS4) (Fig.14): graph $G=B52$ (Mathon [24]), regular graph, $n=52$, $\text{degree}=25$, $|\text{Aut}(G)|=12$, Orbit lengths: $2*2+4*6+2*12$; Orbits: $(4,30)(24,50) (21,37,12,38,11,47)(17,36,16,42,10,43)(8,44,39,18,13,34)(26,35,28,2,9,52)(29,25,22,15,20,33,7,46,41,48,3,51) (40,6,49,45,5,1,27,31,19,23,32,14)$.

We show in Fig.14 only the subtrees of the selections $(4,11)$, $(4,13)$, $(4,14)$ and $(4,24)$ of the search tree. The first selected vertex in $\Pi_1=[1,2, \dots, 52]$ is the vertex 4 since it is from one of the smallest orbits – the orbits are found by the heuristic algorithm. We start the consideration from the selections $(4,11,51)$ – this is the numbering $n52$: it is not equivalent to any numbering from $B(4,2)$, $B(4,3)$, $B(4,10)$. Before these selections there were determined the bouquets of the representatives $B(4,2)$, $|B(4,2)|=9$, $B(4,3)$, $|B(4,3)|=37$, $B(4,10)$, $|B(4,10)|=15$, i.e., totally 51 nonequivalent numberings. These bouquets are derivatives of FRPO of the set $\{2, 3, 7, 9, 10\}$ – these vertices precede the selected vertex 11 in $\text{SC}(\Pi_2)$, $\Pi_2=\Pi(4)$. There is no bouquets for the vertices 7 and 9 since they are similar to previous vertices in $\text{SC}(\Pi_2)$ under $A(4)$: $7 \sim 3$, $9 \sim 2$. We have $\text{LP}=\text{LMIN}=2$ at the selections $(4,11,51)$. Before these selections there are found 4 generators of $A(4)$, its order, orbits and some stabilizers. At the selections $(4,11,51)$ the case CS3 has been discovered. That's why the selected vertex 51 in $\text{SC}(\Pi_3)$, $\Pi_3=\Pi(4, 11)$ becomes a new starting top point: all information about the stabilizer $A(4)$ obtained so far is lost and $A(4)=A(4,11)=A(4,11,51)=\{I\}$, $\text{LP}=\text{LMIN}=3$, $\text{XF}_{\text{LMIN}}=51$, $|A(\text{XF}_{\text{LMIN}})|=1$. The next selected vertex in $\text{SC}(\Pi_3)$ is 7. The numbering $\Pi(4, 11, 7)$ is equivalent to numbering $n52$.

Thus a new generator α_5 for $A(4,11)$ and $A(4)$ is found (this is case CS2), $\alpha_5 = (1,6)(2,52)(3,41)(4)(5,45)(7,51)(8,39)(9)(10,43)(11)(12,21)(13,34)(14,23)(15,29)(16)(17,36)(18)(19,31)(20,22)(24)(25,33)(26,28)(27,32)(30)(35)(37)(38,47)(40,49)(42)(44)(46,48)(50)$. Then, we compute $|A(\text{X}_{\text{LMIN}-1})|=|A(\text{XF}_{\text{LMIN}})|\cdot|\text{Orb}(\text{XF}_{\text{LMIN}}, A(\text{X}_{\text{LMIN}}))|$, i.e., $|A(4,11)|=|\text{Orb}(51, A(4,11))| \cdot |A(4,11,51)|=2*1=2$. The next selected vertex in $\text{SC}(\Pi_3)$ is 9 - the partition $\Pi_4=\Pi(4, 11,9)$ is not discrete: $|A(4, 11,9)|=|A(4, 11)|/|\text{Orb}(9, A(4, 11))|=2/|\{9\}|=2/1=2$. Then, the next selected vertex in $\text{SC}(\Pi_4)$ is 46 and $\Pi_5=\Pi(4, 11,9,46)$ is discrete (numbering $n53$). The numbering $n53$ is not equivalent to the numbering $n52$ and $|A(4, 11,9,46)|=|A(4, 11,9)|/|\text{Orb}(46, A(4, 11,9))|=2/|\{46,48\}|=2/2=1$ – this is CS1. The vertex 48 is not selected in $\text{SC}(\Pi_4)$ since it is similar to the vertex 46 under $A(4, 11,9)$. Then, a backward move to $L=3$ and a selection of the vertex 10 are made. The partition $n54$ is discrete and not equivalent to any numbering in $B(4,11)$, $|A(4,11,10)|=|A(4,11)|/|\text{Orb}(10, A(4,11))|=2/2=1$ (the case is CS1). The vertex 43 in $\text{SC}(\Pi_3)$ is not selected because it's similar to the vertex 10 under $A(4, 11)$. The next selected vertex in $\text{SC}(\Pi_3)$ is 48- the partition $\Pi_4=\Pi(4,11,48)$ is not discrete, so we do forward move to $L=4$ and choose vertex 27 in $\text{SC}(\Pi_4)$. The numbering $\Pi_5=\Pi(4,11,48,27)=n55$ is not equivalent to any numbering in $B(4,11)$: $|A(4,11,48,27)|=|A(4,11)|/|\text{Orb}(48,A(4, 11))|/|\text{Orb}(27, A(4,11,48))|=2/|\{46,48\}|/|\{27,32\}|=2/2/2=0.5<1$. This is case CS3. So, the vertex 27 in $\text{SC}(\Pi(4,11,48))$ becomes a new starting top point: all information about the stabilizer $A(4,11)$ is lost, $A(4)=A(4,11)=A(4,11,48)=A(4,11,48,27)=\{I\}$, $\text{LP}=\text{LMIN}=4$, $\text{XF}_{\text{LMIN}}=27$, $|A(\text{XF}_{\text{LMIN}})|=|A(4,11,48,27)|=1$. We omit the description of the next selections in $\text{SC}(\Pi_3)=\text{SC}(\Pi(4,11))$. We only mention the occurrence of CS2: the generator $\alpha_6=\alpha_5$ that leads to $\text{gen}(A(4,11))=\{\alpha_6\}$, $|A(4,11)|=2$ and the orbits of $A(4,11)$ equal to the cycles of $A(4,11)$. After the $\text{SC}(\Pi(4,11))$ has been traversed a backward move to $L=2$ follows: $\text{LP}=\text{LMIN}=2$, $B(4,11)=\{n52,n52,\dots,n64\}$, $B(4)=\{n1,n2,\dots,n63\}$, $\text{XF}_{\text{LMIN}}=11$, $|A(\text{XF}_{\text{LMIN}})|=|A(4,11)|=2$. The next selected vertex in $\text{SC}(\Pi_2)$ is 13: the partition $\Pi_3=\Pi(4,13)$ is not discrete, we do forward move to $L=3$ and choose the vertex 3 in $\text{SC}(\Pi_3)$. The numbering $\Pi_4=\Pi(4,13,3)$ ($n65$) is not equivalent to any numbering in $B(4)$. The order of its stabilizer is $|A(4,13,3)|=|A(4)|/|\text{Orb}(13, A(4))|/|\text{Orb}(3,A(4,13))|=2/|\{13,34\}|/|\{3\}|=2/2/1=1$ (CS1). After the selection

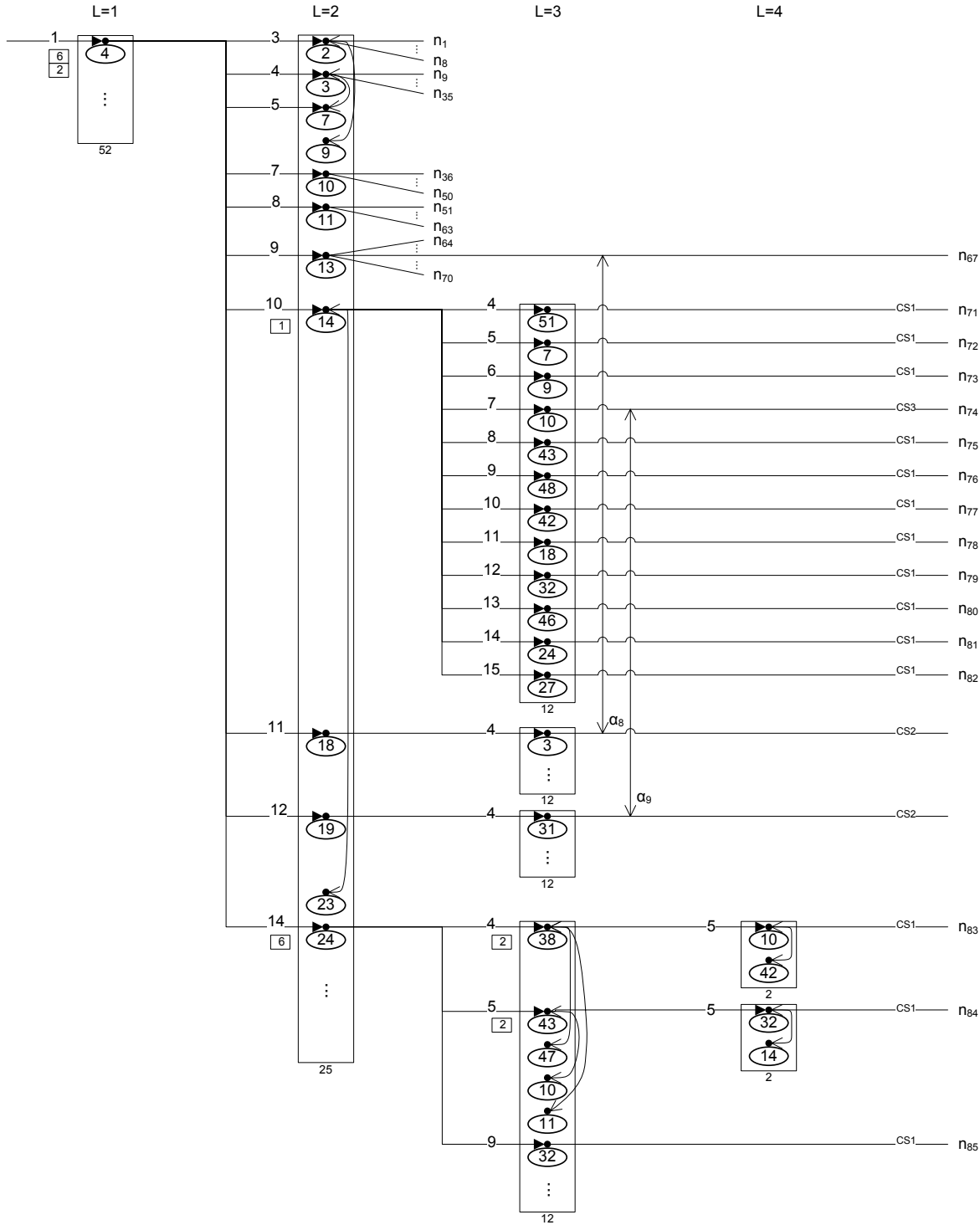


Fig.14. The search tree ST for the graph B52 (continued)

47 in $SC(\Pi_3)$ and 31 in $SC(\Pi_4)$ we obtain the numbering $n_{66} = \Pi_5 = \Pi(4, 13, 47, 31)$ it's not equivalent to n_{65} and $|A(4, 13, 47, 31)| = |A(4)|/|\text{Orb}(13, A(4))|/|\text{Orb}(47, A(4, 13))|/|\text{Orb}(31, A(4, 13, 47))| = 2/|\{13, 34\}|/|\{47\}|/|\{31\}| = 2/2/1/1 = 1$ (CS1). After the selection 14 in $SC(\Pi_4)$ we have the numbering $\Pi(4, 13, 47, 14)$, $LP=4$, $LMIN=2$. Numbering $\Pi(4, 13, 47, 14)$ is equivalent to previous one n_{65} . Thus, a new generator $\alpha_7 = (1, 49)(2, 9)(3, 46)(4)(5, 40)(6, 45)(7, 41)(8, 44)(10)(11, 38)(12, 37)(13)(14, 31)(15, 33)(16, 17)(18, 34)(19, 32)(20, 29)(21)(22, 25)(23, 27)(24)(26)(28, 35)(30)(36)(39)(42, 43)(47)(48, 51)(50)(52)$ for $A(4)$ is found and the new orbits are $\text{Orb}(A(4)) = \{1, 5, 6, 40, 45, 49\} \{2, 9, 52\} \{3, 7, 41, 46, 48, 51\} \{4\} \{8, 39, 44\} \{10, 42, 43\} \{11, 38, 47\} \{12, 21, 37\} \{13, 18, 34\} \{14, 19, 23, 27, 31, 32\} \{15, 20, 22, 25, 29, 33\} \{16, 17, 36\} \{24\} \{26, 28, 35\} \{30\} \{50\}$ and the order of the

stabilizer $A(4)$ is $|A(4)|=|A(4,11)| \cdot |\text{Orb}(11,A(4))|=2 \cdot 3=6$ ($\text{XF}_{\text{LMIN}}=11$). Then, a check for CS2/CS4 follows ($\text{LMIN} < \text{LP}$). We check for NRO for each vertex $Z_L \in \text{SC}(\Pi_L)$ and $Z_L \in \text{FRPO}(X_L)$, $L=\text{LMIN}+1, \dots, \text{LP}=3,4$, i.e., if there are changes of the orders $|A(4,13,3)|$ and $|A(4,13,47,31)|$. The order of $|A(4,13,3)|$ before α_7 is $|A^{-\alpha_7}(4,13,3)|=|A^{-\alpha_7}(4)|/|\text{Orb}(13,A^{-\alpha_7}(4))|/|\text{Orb}(3,A^{-\alpha_7}(4,13))|=2/2/1=1$ and after α_7 it is $|A(4,13,3)|=|A(4)|/|\text{Orb}(13,A(4))|/|\text{Orb}(3,A(4,13))|=6/|13,18,34|/|3,46,51,48|=6/3/4=0.5$. This difference ($|A^{-\alpha_7}(4,13,3)| \neq |A(4,13,3)|$, $1 \neq 0.5$) shows that the orbit $\text{Orb}(3,A(4,13))=\{3,46,51,48\}$ under $A(4,13)$ is incorrect, it is united orbit, i.e., the case is CS4. (As we'll see later, the correct orbits are $\{3,46\} \{51,48\}$). Hence, the check for $|A(4,13,47,31)|$ is not necessary. As the case is CS4 we set $\text{LP}=4$ (not changed), $\text{LMIN}=\text{LP}$, $\text{gen}(A(X_{\text{LMIN}-1}))=\text{gen}(A(4,13,47))=\{\alpha_7\}$; $\text{Orb}(A(4,13,47))=\text{cycles of } \alpha_7$ and $|A(4,13,47)|=2$ (the least multiple of the cycle lengths of α_7). We also set $\text{XF}_{\text{LMIN}}=31$ and we start the selection of a new vertex from the current $X_{\text{LP}}=14$ and since it is the last vertex in $\text{SC}(\Pi_4)$ we make a move back to the level $L=3$ selecting the vertex 46. We omit the following actions of the algorithm. We only mention the last generators

$\alpha_8=(1,5)(2,3,51)(4,6,40)(7,46)(8,9,52)(10,42)(11,47)(12)(13,18)(14,32)(15,22)(16,36)(17)(19,23)(20,33)(21,37)(24)(25,29)(26,35)(27,31)(28)(30)(34)(38)(39,44)(41,48)(43)(45,49)(50)$ and $\alpha_9=(1,45,40)(2,52,9)(3,7,48)(4,5,6,49)(8,39,44)(10,42,43)(11,38,47)(12,21,37)(13,18,34)(14,27,19)(15,20,25)(16,17,36)(22,29,33)(23,31,32)(24)(26,35,28)$. The orbits due to the generators α_8 and α_9 are: $\text{Orb}(A(4))=\{1,5,6,40,45,49\} \{2,9,52\} \{3,7,41,46,48,51\} \{4\} \{8,39,44\} \{10,42,43\} \{11,38,47\} \{12,21,37\} \{13,18,34\} \{14,19,23,27,31,32\} \{15,20,22,25,29,33\} \{16,17,36\} \{24\} \{26,28,35\} \{30\} \{50\}$ and $|A(4)|=|\text{Orb}(\text{XF}_{\text{LMIN}},A(4))| \cdot |A(4,\text{XF}_{\text{LMIN}})|=6 \cdot 1=6$, where $\text{XF}_{\text{LMIN}}=14$. The last generator found by PART2 is $\alpha_{10}=(1,27)(2,28)(3,29)(4,30)(5,31)(6,32)(7,33)(8,34)(9,35)(10,36)(11,37)(12,38)(13,39)(14,40)(15,41)(16,42)(17,43)(18,44)(19,45)(20,46)(21,47)(22,48)(23,49)(24,50)(25,51)(26,52)$. The orbits of A due to the generators α_8 , α_9 and α_{10} are given at the beginning of this section and $|A|=|A(4)| \cdot |\text{Orb}(4,A)|=6 \cdot 2=12$. Thus, the output is: $|A|=12$, $\text{Orb}(A)$ and generators α_8 , α_9 and α_{10} .

4.3.3. Example of rigid graph: *A50*, Mathon [24], $n=50$, regular bipartite graph, $k=105=15 \cdot 7+35 \cdot 3$, Fig.15.). The bouquet $|B(1)|=168$, $|\text{SC}(\Pi_2)|=14$, each selected cell $\text{SC}(\Pi_3)$ has size $|\text{SC}(\Pi_2)|=12$. The search tree is full.

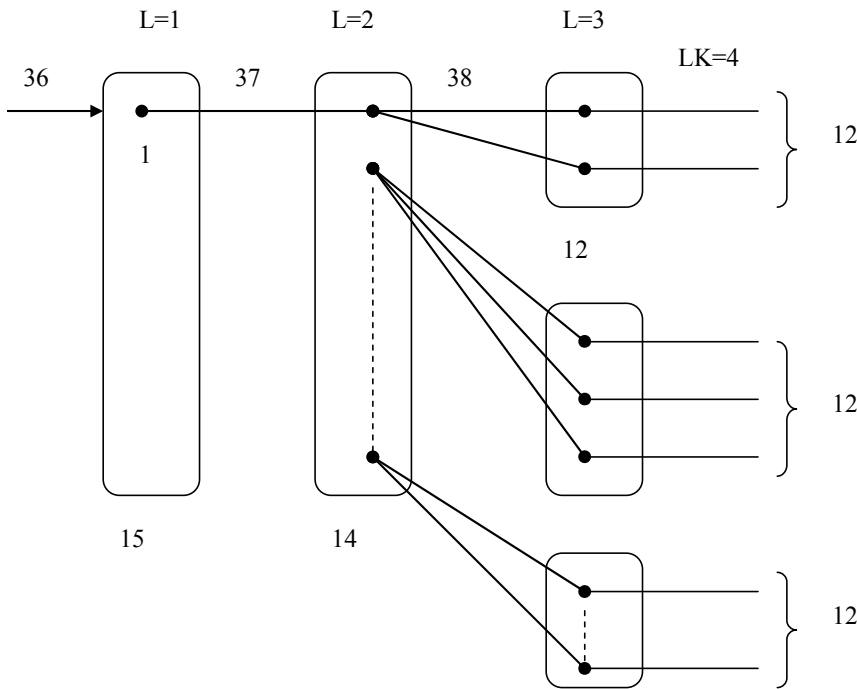


Fig.15. Rigid graph A50

4.4. Coding the partitions and storing the bouquets

We propose new coding of a partition of the graph vertices. The partition code is a number depending on the labels, sizes of the partition cells and the number of the edges between the cells. The coding is used for reducing required storage in the graph isomorphism and automorphism algorithms. The code of a given partition can be computed directly from the partition and the graph representation or from the code of the parent partition and the differences between the partition and its parent partition.

In our algorithms a large number of discrete partitions (numberings) of graph vertices are generated and stored. The length of each partition is n (n is the number of the graph vertices). One way of reducing storage requirements is the coding of partitions. To every partition is assigned a code (a number, characteristic value). The codes of two partitions are compared (instead of comparing the corresponding partitions) and if they are equal then the partitions are compared to determine if they form an automorphism. In this case the partitions have to be regenerated using the stored base of the partition (the cardinality p of the base is $p < 6$ in our algorithms, i.e. p is many times less than n) and then applying the refinement algorithm. Let consider the storing of the successive derived partitions $\pi_0, \pi_1, \pi_2, \dots, \pi_L$ obtained from the start partition π_0 by selection (at each level L a vertex, placing it in a new singleton cell, and then applying the refinement algorithm). This means that the stored information is $p+1$ numbers (one code and p numbers for regenerating the partition). This way the amount of the stored information is reduced from n to $p+1$ numbers, where $p \ll n$. Or, if we use a polynomial code for the base of the partition then we have to store for the partition 2 numbers – the partition code and the code of the base.

The requirements for the code are:

- i) the codes of the equivalent partitions have to be equal;
 - ii) The splitting ability of the code has to be maximal. This means that the number of not equivalent partitions with equal codes have to be minimal (minimum collisions);
 - iii) The computation of the code should have minimal number of operations (easy to compute);
- We have examined few versions of coding and the code with the best satisfaction of the requirements is the following:

$$Code(\pi) = \sum_{(x,y) \in E} L(C(x)).L(C(y)), \text{ where:} \quad (4.4.1)$$

π - the adjacency refinement partition of the vertices of graph $G(V,E)$, (x,y) - an edge of the graph, $C(x), C(y)$ – the cells of the vertices $x, y \in V$ and $L(C(x)), L(C(y))$ – the labels of the cells $C(x), C(y)$. The label of a cell is the index of the first vertex in the cell representing a partition as an array.

Evidently, the time complexity of computing the code by (4.4.1) is $T=k=O(n^2)$ multiplications (k -the number of the graph edges) since $k=O(n^2)$. The code of π can be computed directly by (4.4.1) or indirectly by the code of the parent partition of π . The maximal value of the code $Max(Code(\pi))$ is obtained for a discrete partition π of a complete graph on n vertices (in this case there is an edge between each two vertices) :

$$Max(Code(\pi)) = \frac{n(n-1)(n+1)(3n+2)}{24} = \sum_{i=1}^{n-1} i(i+1+i+2+\dots+n-1+n) \quad (4.4.2)$$

Example: Let's consider the graph in Fig.16 and a series of partitions:

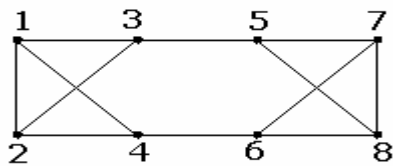


Fig.16

$\pi_0 = \pi(0) = |1,2,3,4,5,6,7,8| = C_1^0$; $\text{Code}(\pi_0)=12$; $\pi_1 = \pi(1) = \text{RP}(|1|2,3,4,5,6,7,8|) =$
 $|1|7,8|5,6|3,4|2| = C_1^1 C_2^1 C_3^1 C_4^1 C_5^1$; $\text{Code}(\pi_1)=208$; $\pi_2 = \pi(1,7) = \text{RP}(|1|7|8|5,6|3,4|2|) =$
 $|1|7|8|5,6|3,4|2|) = C_1^2 C_2^2 C_3^2 C_4^2 C_5^2 C_6^2 C_7^2$ $\text{Code}(\pi_2)=218$; $\pi_3 = \pi(1,7,5) =$
 $\text{RP}(|1|7|8|5|6|3,4|2|) = |1|7|8|5|6|4|3|2|) = C_1^3 C_2^3 C_3^3 C_4^3 C_5^3 C_6^3 C_7^3 C_8^3$; $\text{Code}(\pi_1)=234$. In table
 5 we illustrate only how $\text{Code}(\pi_1)$ is computed.

edge (x,y)	1,2	1,3	1,4	2,3	2,4	3,5	4,6	5,7	5,8	6,7	6,8	7,8	Code(π_1)
L(C(x)).L(C(y))	1.8	1.6	1.6	8.6	8.6	6.4	6.4	4.2	4.2	6.2	6.2	2.2	208
	=8	=6	=6	=48	=48	=24	=24	=8	=8	=12	=12	=4	

Table 5

4.5. Correctness of the algorithm

We do not formally prove the algorithm correctness by invariants. The correctness of the algorithm follows from the description of the algorithm. If the bouquets of each representative of an orbit in $SC(\Pi_{LP})$ are correct and the hole orbit of each selected vertex in $SC(\Pi_{LP})$ is traversed then according to Theorem 4 $GOO(A(X_{LP-1}))$ and $B(A(X_{LP-1}))$ will be determined correctly. The main problem is to guarantee the correctness of the bouquets but this we proved in the description of the cases CS1, CS2, CS3, CS4. The traversal of the hole orbit of each selected vertex in $SC(\Pi_{LP})$ is also guaranteed (Fig. 7).

4.6. Algorithm complexity

For determining both complexities (space and time) we will consider the worst-case for the algorithm – a rigid graph when $|\text{Aut}(G)|=1$: there is no non trivial automorphisms, each vertex in each SC is selected (the search tree is complete), the size of bouquets is largest and the number of comparisons of numberings is maximal (see Fig. 15 for example of the search tree of rigid graph). We'll consider connected graphs G with $k \leq n(n-1)/4$. If $k \geq n(n-1)/4$ we use the complement graph as it has the same automorphism group. We'll consider the case when for each level L the sizes of $SC(\Pi_L)$ are equal, i.e., for each selected vertex from $SC(\Pi_{L-1})$ the sizes of $SC(\Pi_L)$ are equal. We call this kind of a tree **level-regular tree**. All rigid graphs we tested hold this property. Otherwise, we transform the search tree to such a case considering all sizes of $SC(\Pi_L)$ equal to the maximum size of $SC(\Pi_L)$ – this way we overestimate the both complexities. We compute Big-Oh complexities and since Big-Oh is an upper bound we should never underestimate the complexities.

For the analysis we use the following notations: $b(L)$ for $|B(L)|$ - the size of all bouquets derived from the selection of each vertex in $SC(\Pi_L)$, $c(L)$ for $|SC(L)|$, $s(L)$ for the number of all comparisons of numberings derived from the selection of each vertex in $SC(L)$, $r(L)$ for the number of the calls of RP for generating all partitions derived from the selection of each vertex in $SC(\Pi_L)$. The complexities of the heuristic algorithm are determined in Section 7.

4.6.1. Space complexity

By definition for the bouquet we have

$$B(X_L) = \bigcup_{j=1}^{|SC(L+1)|} B(X_{L+1}^j), \quad L=1, 2, \dots, LK-1, \text{ where } B(X_L) \text{ is the bouquet of a selected vertex } X_L \text{ in } SC(\Pi_L) \text{ and } B(X_{L+1}^j) \text{ is the bouquet of } j\text{-th vertex in } SC(\Pi_{L+1}). \text{ Then,}$$

$$|B(X_L)| = \sum_{j=1}^{|SC(L+1)|} |B(X_{L+1}^j)|.$$

If $|B(X_{L+1}^1)| = |B(X_{L+1}^2)| = \dots = |B(X_{L+1}^{|SC(L+1)|})|$ then,

$|B(X_L^i)| = |SC(L+1)| \cdot |B(X_{L+1}^1)|$. Otherwise, we may use the maximal size of the bouquet

$|B(X_{L+1})|_{\max} = \max(|B_{L+1}^1|, \dots, |B_{L+1}^{|SC(L+1)|}|)$ and then we obtain

$$|B(X_L^i)| \leq |SC(L+1)| \cdot |B(X_{L+1})_{\max}|.$$

Thus,

$$|B(X_1^1)| \leq |SC(2)| \cdot |SC(3)| \dots |SC(LK-1)|.$$

Considering that the partition Π_L has $L-1$ selected vertices (in separate cells) then the largest non-singleton cell may have maximum $n-(L-1)$ vertices, i.e., $|SC(L)| \leq n-L+1$. This means that the sizes of SC for levels $L=1, 2, \dots, LK-1$ are:

$$|SC(\Pi_1)| \leq n, |SC(\Pi_2)| \leq n-1, |SC(\Pi_3)| \leq n-2, \dots, |SC(\Pi_{LK-1})| \leq n-LK-2.$$

Then,

$$|B(X_1^1)| \leq (n-1)(n-2)\dots(n-LK+1) = O(n^{LK-2}).$$

According to the Conjecture $LK \leq d=6$ for all considered connected graphs. Then,

$$|B(X_1^1)| = O(n^{d-2}) = O(n^4) - \text{this means polynomial space complexity of the algorithm.}$$

We also store the intermediate partition for each level $\Pi_1, \Pi_2, \dots, \Pi_{LK-1}$. The storage for these partitions is at most $n \cdot (LK-1)$ but it is negligible compared to $|B(X_1^1)| = O(n^{d-2})$. There are no stored numberings in the algorithm PART2.

4.6.2. Time complexity

Let's first consider the time complexity of the basic operations of the algorithm (n, k - the number of graph vertices and edges respectively):

1. The time complexity $ta(n)$ of RP (see Section 2) is $ta(n) = O(k \cdot \log(n)) = O(n^2 \cdot \log(n))$ since $k = O(n^2)$;
2. The time complexity $tb(n)$ of the comparison of two numberings: for each corresponding vertices x and y of the numberings we check for each adjacent vertex u of x whether its corresponding vertex w is adjacent to y . The maximum number of these checks is equal to the maximal vertex degree $\maxdeg \leq n-1$. Thus all checks we made are $tb(n) = n \cdot \maxdeg \leq n(n-1) = O(n^2)$;
3. The time complexity $tc(n)$ of determining the code of a numbering: one multiplication of the cell labels (positions) of x and y for each edge (x,y) is made. Thus the number of all multiplications is $tc(n) = k \leq n(n-1)/2 = O(n^2)$.
4. The time $td(n)$ for restoring a numbering when given a level L and the selected vertices $x_L, x_{L+1}, \dots, x_{LK-1}$: $LK-L$ calls to RP are made. Thus, the time is $td(n) = (LK-L) \cdot O(n^2 \cdot \log(n)) = O(n^2 \cdot \log(n))$ since $LK-L$ is at most LK and LK is constant.
5. The time for $te(n)$ selecting a cell with maximal partitioning ability is $te(n) = O(n^2)$ since the maximal length of a partition is $n-1$, i.e. the pass through all cells of the partition has maximum $n-1$ steps and for one vertex x in a cell we check for each adjacent vertex of x to define its cell label. The number of these checks is $O(n)$ since the number of adjacent vertices of a vertex is $O(n)$.
6. For each selected vertex x in $SC(L)$ we do a forward move (FM): (a) obtaining the transformed partition $\Pi_{L+1}^T = TR(x_L, \Pi_L)$; (b) refining this partition $\Pi_{L+1} = RA(\Pi_{L+1}^T)$; (c) selecting $SC(\Pi_{L+1})$; (d) selection of a vertex X_{L+1} in $SC(L+1)$. The times for these operations are respectively: (a) $O(n)$; (b) $O(n^2 \cdot \log(n))$; (c) $O(n^2)$ and (d) $O(n)$. Then, $tf(n) = O(n) + O(n^2 \cdot \log(n)) + O(n^2) + O(n) = O(n^2 \cdot \log(n))$.

We simplify the analysis considering only the most time consuming operations. The total time complexity of the algorithm is $T(n) = T1(n) + T2(n)$ where $T1(n)$ is the time of all forward moves (calls of RP) for generating all partitions needed in the algorithm and $T2(n)$ is the time for comparing the numberings.

The number of the selected vertices, i.e. the number of forward move operations (denoted NR) is

$NR = NR1 + NR2$, respectively for the first ($NR1$) and for the second ($NR2$) part of the algorithm. $NR1$

includes 1 call for starting partition, 1 call for the first selected vertex X_1^1 in SC(1), NR1(2) for the selected vertices in SC(2) = |SC(2)| + |SC(2)|.NR1(3). For any SC(L) we have the recurrence equation NR1(L) = |SC(L)| + |SC(L)|.NR1(L+1) = |SC(L)|(1 + NR1(L+1)), since for each SC(L) we select each vertex, i.e. |SC(L)| selections and for each selection in SC(L) we have NR1(L+1) selections, derived from each selection in SC(L+1).

The solution of this equation is

$$\begin{aligned} \text{NR1}(2) &= |\text{SC}(2)|(1 + \text{NR1}(3)) = |\text{SC}(2)|(1 + |\text{SC}(3)|(1 + \text{NR1}(4))) = \dots = \\ &= |\text{SC}(2)| (1 + |\text{SC}(3)| (1 + \dots + |\text{SC}(\text{LK}-2)|(1 + \text{NR1}(\text{LK}-1))). \dots) \text{ and since } \text{NR1}(\text{LK}-1) = |\text{SC}(\text{LK}-1)| \text{ then} \\ \text{NR1}(2) &= |\text{SC}(2)| (1 + |\text{SC}(3)| (1 + \dots + |\text{SC}(\text{LK}-2)|(1 + |\text{SC}(\text{LK}-1)|)). \dots) \end{aligned}$$

Considering that $|\text{SC}(L)| \leq n-L+1$ we obtain

$$\text{NR1}(2) \leq (n-1)(1+(n-2)(1+(n-3)(1+\dots+(n-\text{LK}+3)(1+n-\text{LK}+2)\dots)) = O(n^{\text{LK}-2}).$$

Obviously $\text{NR2} = (|\text{SC}(1)| - 1)(\text{LK} - 1)$ – for each vertex from SC(1) excluding X_1^1 we have maximum LK-1 selected vertices and LK-1 forward moves. Thus,

$$\begin{aligned} \text{NR} &= \text{NR1} + \text{NR2} = O(n^{\text{LK}-2}) + (|\text{SC}(1)| - 1)(\text{LK} - 1) \leq O(n^{\text{LK}-2}) + (n-1)(\text{LK}-1) = O(n^{\text{LK}-2}) \text{ and} \\ \text{T1}(n) &= \text{NR}. O(n^2 \cdot \log(n)) = O(n^{\text{LK}-2}). O(n^2 \cdot \log(n)) = O(n^{\text{LK}} \cdot \log(n)) - \text{polynomial time complexity.} \end{aligned}$$

The above formula is not changed if we consider the time for computing the code of each numbering of the bouquet $B(X_1^1)$.

For each level L we have:

- $b(L) = b(L+1).c(L+1)$, $L = \text{LK}-2, \dots, 1$; $b(\text{LK}-1) = 1$, where $b(L)$ is the bouquet size of one selected vertex from SC(L). It follows from the definition of $b(L)$.

- $s(L) = \frac{c(L)(c(L)-1)}{2} b(L) + c(L)s(L+1)$, $L = \text{LK}-1, \dots, 2$; $s(\text{LK}) = 1$, where $s(L)$ is the number of all comparisons of numberings derived from a selection of each vertex in SC(L). The first member $(c(L).c(L)-1).b(L)/2$ of the above formula is the number of all comparisons of the first numbering derived from vertex x in SC(L) with the bouquets of the vertices in SC(L) positioned before vertex x . The sizes of these bouquets are: $b(L)$ for the vertex on position 2, $2.b(L)$ – for position 3, $(i-1).b(L)$ – for position i and $(c(L)-1).b(L)$ – for position $c(L)$. Consequently, the total number of these comparisons is $c(L).c(L)-1).b(L)/2$. The second member $(c(L).s(L+1))$ of the above formula is the number $s(L+1)$ of all comparisons of numberings made for level $L+1$ when each vertex from SC(L) is selected.

Now, we'll do Big-O estimation of these two equations for each level L :

- $b(L) = b(L+1).c(L+1)$, $b(\text{LK}-2) = c(\text{LK}-1).b(\text{LK}-1) = c(\text{LK}-1) = O(n)$, $b(\text{LK}-3) = c(\text{LK}-2).b(\text{LK}-2) = c(\text{LK}-1).c(\text{LK}-2) = O(n^2)$, \dots , $b(L) = \prod_{i=\text{LK}-2}^L c(i) = O(n^{\text{LK}-L-1})$ since $c(L) = O(n)$.

- $s(L) = c(L).c(L)-1).b(L)/2 + c(L).s(L+1)$,
 $s(L) = O(n^2).O(n^{\text{LK}-L-1}) + O(n).s(L+1) = O(n^{\text{LK}-L+1}) + O(n).s(L+1)$,
 $s(\text{LK}-1) = O(n^2) + O(n).s(\text{LK}) = O(n^2) + O(n) = O(n^2)$,
 $s(\text{LK}-2) = O(n^3) + O(n).s(\text{LK}-1) = O(n^3) + O(n).O(n^2) = O(n^3)$,
 $s(\text{LK}-3) = O(n^4) + O(n).s(\text{LK}-2) = O(n^4) + O(n).O(n^3) = O(n^4)$, \dots , $s(L) = O(n^{\text{LK}-L+1})$, $s(2) = O(n^{\text{LK}-1})$.
Then, $T2' = s(2).O(n^2) = O(n^{\text{LK}+1})$.

For the second part of the algorithm we have $T2'' = |\text{SC}(L)|-1).b(1).O(n^2) = (c(1)-1).b(1).O(n^2) = (n-1).O(n^{\text{LK}-2}).O(n^2) = O(n^{\text{LK}+1})$. In the analysis for the comparisons of numberings we don't consider the effect of the coefficient reducing the number of the comparisons only between those with equal codes. This effect does not influence the asymptotical estimation but it is considerable on real program implementation. Our experimental tests on very large number of graphs confirm this.

Finally, $T2 = T2' + T2'' = O(n^{\text{LK}+1}) + O(n^{\text{LK}+1}) = O(n^{\text{LK}+1})$ and

$T = T1 + T2 = O(n^{\text{LK}} \cdot \log(n)) + O(n^{\text{LK}+1}) = O(n^{\text{LK}+1})$ – **polynomial time complexity of the algorithm.**

This means that $T = O(n^7)$ based on the Conjecture $\text{LK} \leq d=6$. The experiments showed that the running time of the algorithm is quite less than $O(n^7)$ because $O(n^7)$ is overestimated.

5. The heuristic algorithm (HEURAUT)

It is based on Theorem 3. For determining whether two vertices x and y are similar two partial bouquets are built for both vertices and then, some automorphisms between the numberings of these bouquets are determined. To determine certainly that x and y are similar one of the bouquets should be full. Consequently, the probability to find at least one automorphism mapping x to y is less than 1 if we use the algorithm with partial bouquets. This makes the algorithm inexact. Instead, less time is needed for bouquets building and less storage is needed for them because of their smaller sizes.

5.1. The algorithm

In the heuristic algorithm **HEURAUT** (Fig. 17) *a highway* of partitions for levels (called *basic*) $LB=1, 2, \dots, LK-1$ is built. The generators and the orbits of the stabilizer $A_{LB-1} = A(x_1, (x_2, \dots, x_{LB-1}))$ are determined for each level LB by the approximate algorithm **TABLE** (Fig. 18). Then, $SC(LB)$ is also determined and a vertex from the minimal orbit is selected in it and a forward move is made ($LB=LB+1$). The same is done for the new level LB – it continues until a discrete partition is obtained. Then, the determination of $|A|$ by the orbit-stabilizer Theorem follows:

$|A_{LK-1}|=1$; $|A_{LB}| = |Orb(x_{LB+1}, A_{LB})| * |A_{LB+1}|$ for $LB= LK-2, LK-3, \dots, 1, 0$; $|A|=|A_0|=|Aut(G)|$;

Input: Graph $G(V,E)$ and a partition Π on V
Output: Generators, orbits and order of the <i>partition-wise stabilizer</i> $A=Aut(G, \Pi)$, denoted $GOO(A)$
<p>S1. Initial settings: $L:=1$; $\Pi_L:= 1,2,3, \dots, n$; $\Pi_L:=RP(\Pi_L, BRCL)$; {BRCL-number of Π_L cells};</p> <p>S2. if $BRCL=n$ (Π_1 is discrete) then begin writeln('Asymmetric graph'); exit end;</p> <p>S3. $LB:=1$; { LB is a basic level }</p> <p>S4. repeat</p> <p>S5. TABLE ($LB, Orb(LB), L$) – an approximate algorithm for determination of orbits of a stabilizer. $A_{LB-1} = A(x_1, (x_2, \dots, x_{LB-1}))$; Orbits for each level LB are stored in a row LB of two-dimensional array. If there is an orbits union for level $L < LB$ from the found automorphisms for LB, then $LB:=L$ – this is a move back;</p> <p>S6. Forward move: Determine $SC(LB)$; Select vertex x_{LB} – a representative of the minimal orbit in $SC(LB)$; $LB=LB+1$; $\Pi_{LB}^T=TR(x_{LB}, \Pi_{LB-1})$; $\Pi_{LB}:=RP(\Pi_{LB}^T)$</p> <p>S7. until Π_{LB} becomes discrete;</p> <p>S8. Determine A by the orbit-stabilizer theorem : $A_{LK-1} =1$; $A_{LB} = Orb(x_{LB+1}, A_{LB}) * A_{LB+1}$ for $LB= LK-2, LK-3, \dots, 1, 0$, where $A_0 = A = Aut(G)$;</p> <p>Starting with discrete orbits and $gen(A)=\emptyset$ each generator from $gen(A(LB))$, $LB= LK-1, LK-2, \dots, 1, 0$ is included into $gen(A)$ if it unites the orbits $Orb(A)$.</p>
Fig. 17. Heuristic algorithm HEURAUT

1. The heuristic algorithm **TABLE** (Fig. 19) starts from a state where each vertex is in a separate orbit. After that, the algorithm makes a *fork* for $SC(LB)$, i.e. each vertex is selected, a SFM1 is made and each new numbering is compared with the previous numberings for determining new automorphisms that unite orbits. Each new automorphism that unites orbits for the level LB is stored in separate section for this level.
2. A *regular selection tree (RST)* is built for each representative of a given number $nm1$ of minimal orbits from $SC(LB)$, i. e. a forward move is made and in each $SC(L)$, $L > LB$, a fixed number of vertices is selected and a forward move is made again for each vertex until a discrete partition is

obtained which, afterwards, is compared with the previous numberings for determining automorphisms and orbits. If the determined automorphism unites orbits for the level LB then it is stored in separate section for this level as in step S2. Besides, it is checked if the given automorphism unites orbits for lower levels $L < LB$ and in case there is such an union a backward move to the level L is made;

3. The building of *RST* is performed for the next orbit representative if there was a union of orbits from the *RST* for the previous orbit representative. If there was no such a union the building of *RST* is performed for each of the next orbit representatives $nm1 = kl \cdot nmorb$ times ($nmorb$ – the current number of the orbits, $0 < kl \leq l$) or for all orbit representatives if $nm1 > brorb$. Most often in practice $0.3 \leq kl \leq 0.4$;
4. The number $nm2$ of the vertices that are selected in $SC(L)$ is usually 5 or 6 in a regular tree. These vertices are selected successively, starting from the beginning of $SC(L)$ by step ≥ 1 . The experiments show that when these vertices are evenly distributed in $SC(L)$ the results are more correct compared with other ways of distribution.

The automorphisms found in (1) and (2) are generators for A_{LB-1} if they unite orbits for the level LB.

The generating set is determined in the following order:

$gen(A(x_{LK-1})) \subset gen(A(x_{LK-2})) \subset \dots \subset gen(A(x_2)) \subset gen(A(x_1)) \subset gen(A)$. Starting with discrete orbits and

Input: a level LB

Output: Generators and orbits of the stabilizer $A(x_1, x_2, \dots, x_{LB-1}) = A(LB-1)$;

T1. **Initialization:** Set $Orb(A(LB-1))$ to discrete orbits; $gen(A(LB-1)) = \emptyset$

T2. Generate one numbering for each vertex $\in SC(LB)$ by series of forward move and compare it for an automorphism α with the previous numberings: $gen(A(LB-1)) := gen(A(LB-1)) + \{\alpha\}$. We call this operation **a fork**. It determines the automorphisms that make unions of orbits for level LB. If there is an orbits union for level $L < LB$ then follows exit

T3. Build a **regular selection tree (RST)** for a number $nm1$ of representatives of the orbits in $SC(LB)$ determined so far and sorted in increasing order of their lengths starting from the smallest one - $nm1 = kl \cdot nmorb$ where $nmorb$ is the number of orbits for the level LB and kl is a given coefficient, $0 < kl \leq l$. The representatives of orbits are called roots of the tree. In *RST* a forward move is made and in each $SC(L)$, $L > LB$, a fixed number $nm2$ of vertices is selected and a forward move is made again for each selected vertex until a discrete partition is obtained. The number $nm2$ is usually 5 or 6. These vertices are selected successively by step ≥ 1 starting from the beginning of $SC(L)$, i.e. they are evenly distributed in $SC(L)$. For determination of automorphisms α and orbits each numbering is compared with the previous numberings: $gen(A(LB-1)) := gen(A(LB-1)) + \{\alpha\}$. Algorithm stops when: (a) the number of coincidences of the results for different *RSTs* becomes equal to $nm1$; (b) *RSTs* are generated for all representatives of the found orbits; (c) there is an orbits union for a level $L < LB$.

Fig. 18. Algorithm TABLE

$gen(A) = \emptyset$ each generator from $gen(A(X_{LB}))$, $LB = LK-1, LK-2, \dots, 1, 0$ is included into $gen(A)$ if it unites the current orbits $Orb(A)$.

The heuristic algorithm has been tested for the most known ‘difficult’ graphs of projective planes of different orders (9, 16, 25, 27, 49) with the corresponding number of vertices $n = 182, 546, 1302, 1514$ and 4902. The results of these tests for minimum T_{min} and maximum T_{max} runtime are shown on Table 8 and Fig.19 and 20 in Section 6. These times are many times less than the times of the exact algorithm. These results show that the experimental time complexity is of order $O(n^2)$. Even more, the computed by this algorithm orbits and order of the automorphism group on all tested graph are correct – this fact shows that **the algorithm is almost exact**.

5.2. Algorithm complexity

Again we'll consider the worst-case complexity – a rigid graph when each vertex in each SC is selected and consequently both complexities are the worst. We again consider a search tree as a level-regular tree (see Section 4.6)

5.2.1. Space complexity

At each basic level LB at most the following numberings are generated: (a) $n-L+1$ for the fork; (b) $k1.(n-L+1).b2^{LK-L-2}$, where $k1.(n-L+1)$ is the number of the selected vertices in $SC(L)$ and $b2^{LK-L-2}$ is the number of the numberings of the regular selection tree $RST(L)$. The total number of the generated numberings for all levels $L=1, \dots, LK-1$ is

$$\sum_{L=1}^{LK-1} (n-L+1) + k1.(n-L+1).b2^{LK-L-1} = (LK-1) \cdot \frac{2n-LK+2}{2} + k1.b2^{LK-1} \left((n+1) \sum_{L=1}^{LK-1} b2^{-L} - \sum_{L=1}^{LK-1} L.b2^{-L} \right) =$$

$= O(n)$, since there are only two members of the formula that depends linearly on n considering LK as a constant.

5.2.2. Time complexity

A) Let's first determine the number $r=r1+r2$ of numberings comparisons, $r1$ -for the operation fork, $r2$ -for the level-regular tree.

For each level L for $SC(L)$ the following comparisons are made : vertex x on position i in $SC(L)$ is compared with all vertices on position less than i in $SC(L)$, i.e. for the $SC(L)$ the number of comparisons is

$$\sum_{i=2}^{|c(L)|} (i-1) = \frac{c(L)(c(L)-1)}{2} \text{ and for}$$

all levels we have

$$r1 = \sum_{L=1}^{LK-1} \frac{c(L)(c(L)-1)}{2} \text{ and since } c(L) \leq n-L+1 \text{ we have } r1 \leq \sum_{L=1}^{LK-1} \frac{(n-L+1)(n-L)}{2} = O(n^2). \text{ Then,}$$

$$T1=r1.O(n^2)=O(n^4).$$

Now $r2=?$ Each first numbering derived from the selecton of each vertex x in $SC(L)$ is compared with the bouquets of the vertices preceeding x in $SC(L)$, i.e. for the second vertex the number is $b(L+1)$, for the third – $2.b(L+1)$, \dots , for the vertex in position $c(L) - (c(L+1)-1).b(L+1)$, i.e. totally for a given $SC(L)$ we have

$$b(L+1) \sum_{i=1}^{c(L)-1} i = \frac{c(L)(c(L)-1)}{2} b(L+1).$$

For all levels we have

$$r2 = \sum_{L=1}^{LK-1} \frac{c(L)(c(L)-1)}{2} b(L+1) \leq \sum_{L=1}^{LK-1} \frac{(n-L+1)(n-L)}{2} k1(n-L+1).b2^{LK-L-2} = O(n^3).$$

$$\text{Then, } T2=r2.O(n^2)=O(n^5).$$

B) The time for the forward move – we have to determine the number $r=r3+r4$ of selections of vertices, where $r3$ is for the number of selections in fork operation and $r4$ - for the number of selections during the generating the level-regular trees. Respectively, $T3$ and $T4$ are the times for these cases.

$r3=?$ For each vertex in $SC(L)$ the number of selections is $LK-L$ for obtaining a discrete partition and for the hole $SC(L)$ the number is $c(L)(L-L)$. For all levels we have

$$r3 = \sum_{L=1}^{LK-1} c(L)(LK-L) \leq \sum_{L=1}^{LK-1} (n-L+1)(LK-L) = O(n). \text{ Then,}$$

$$T3=r3.O(n^2.\log(n))=O(n). O(n^2.\log(n))=O(n^3.\log(n)).$$

Now $r4=?$

For a given SC(L) we have number of selections $ns = k1.c(L) + k1.c(L).b2^{LK-L-1} = k1.c(L)(1 + b2^{LK-L-1})$, where $k1.c(L)$ is the number of selections made in the basic cell SC(L) and $k1.c(L).b2^{LK-L-1}$ is the number of selections made during the generation of the level-regular trees.

For all levels we have

$$r4 = \sum_{L=1}^{LK-1} k1.c(L)(1 + b2^{LK-L-1}) \leq k1 \sum_{L=1}^{LK-1} (n - L + 1)(1 + b2^{LK-L-1}) = O(n).$$

Then, $T4 = r4.O(n^2 \cdot \log(n)) = O(n). O(n^2 \cdot \log(n)) = O(n^3 \cdot \log(n))$.

Thus the total time complexity of the heuristic algorithm is

$T = T1 + T2 + T3 + T4 = O(n^4) + O(n^5) + O(n^3 \cdot \log(n)) + O(n^3 \cdot \log(n)) = O(n^5)$. This time complexity is overestimated since many important coefficients for the algorithm are not considered. That why the experimental time complexity is less than $O(n^5)$. Of course, the time complexity of the heuristic algorithm is less than the time complexity of the exact algorithm.

6. Experimental results

In this section we present experiments that compare the performance of our algorithms with Nauty. The most difficult graphs for our algorithms are the graphs with $|Aut(G)|=1$ or with small $|Aut(G)|$. We show the results only for two families of graphs: a) projective planes of different order (the names are according to the websites of Gordon Royle [25], Eric Moorhouse [26] and Ulrich Dempwolff [27]) – among them we selected the graphs with the smallest $|Aut(G)|$ (the most difficult cases: Table 8 and Fig. 20) and the graphs with largest $|Aut(G)|$ (the easiest cases: Table 8 and Fig. 19) and b) Latin squares (rigid graphs): Table 9 and Fig. 21. The experiments were carried out on a computer Laptop Lenovo R500, CPU: Intel Core 2 Duo P8400 (1066MHz FSB, 3MB Cache), Memory: 3GB DDR3 1066MHz, OS: Microsoft Windows. The experiments consisted of selecting several graph of a given size with the smallest $|Aut(G)|$ and the graphs with largest $|Aut(G)|$ and running the programs Vseparn, Heuraut and Nauty.

order of the plane	9	16	25	27	32	49
n	182	546	1302	1514	2114	4902
Graph name	Hughes	JOHN	a5c	fig	pla32b	plane0017
$ B(x_1) $	1176	420960	11224225	8555864	26638920	39513600
Number of the generators	9	7	4		15	-
ORBIT LENGTHS	156+26	192+2*96+ 48+2*24+16+ 3*12+8+2+1	500+25*25 + 20+30*5+ 7*1	864+624+2 6	2*1024+ 2*32+2*1	2401+ 50*49+ 51*1
$ Aut(G) $	67392	2304	500	33696	32768	14406= 6.49^2

Table 7. Results for the graphs of the projective planes of orders 9,16,25,27,32,49

From each experiment we recorded the execution time, the generators, orbits, order of $Aut(G)$ and the size of the bouquet of the first selected vertex $|B(x_1)|$ (Table 7). A time limit of 259200 seconds (72 hours) for each experiment was imposed, after which the experiment was aborted. The experiments show that our algorithms outperform Nauty in the worst-case running time. The explanation of this result is given at the end of Section 3.2. Remarkable are the extremely fast performance of the heuristic algorithm HEURAUT and the correctness of its results for all graphs we have run. Nauty outperforms our algorithms only in the

Number of the vertices	HEURAUT		VSEPARN		Nauty	
	Best-case run time T_{\min}	Worst-case run time T_{\max}	Best-case run time T_{\min}	Worst-case run time T_{\max}	Best-case run time T_{\min}	Worst-case run time T_{\max}
182	0.1400	0.2400	0.1800	0.2900	0.1410	3.9210
546	0.4900	1.6500	0.5400	110.4500	0.0620	66,631.25
1302	1.0700	9.0300	1.1300	10,051.4700	0.2340	N/A
1514	3.1100	24.9900	3.7100	9,650.4400	1.2810	N/A
2114	4.1800	55.3500	4.8700	43,197.6800	2.0150	N/A
4902	10.5600	322.1100	11.2500	227,210.4000	insufficient main memory	N/A
Table 8. The running times [seconds] for the graphs of projective planes						

best-case running time. All shown curves of the running time have the best fitting polynomial of degree 3. This is less than the theoretical time complexity since the last is overestimated.

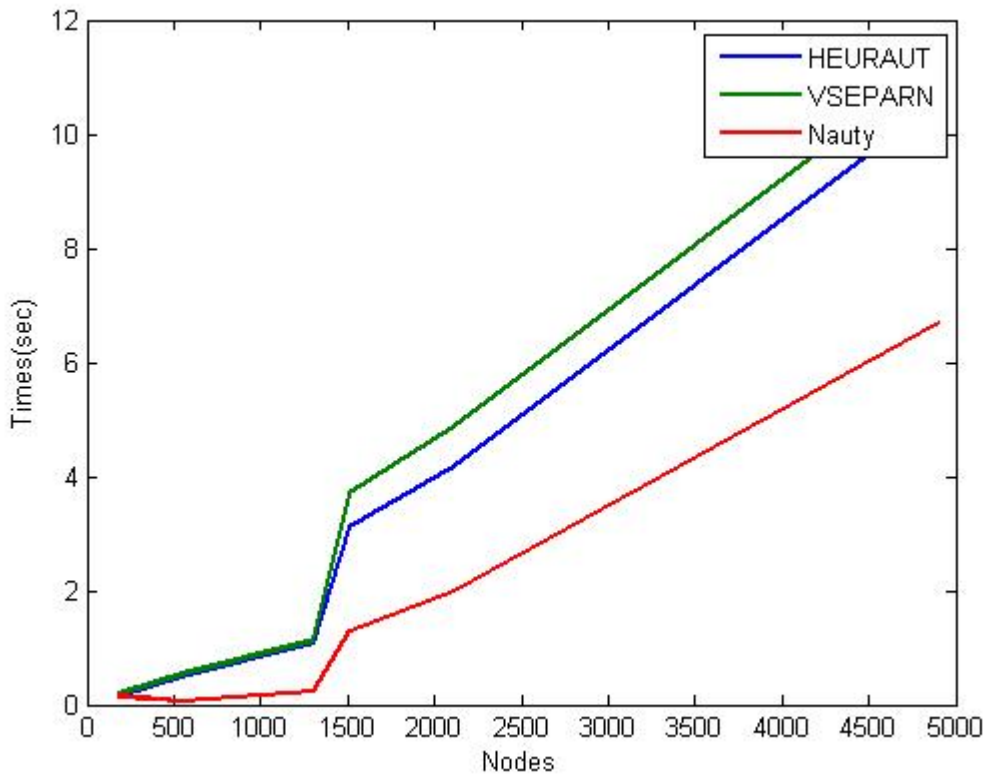


Fig.19. Graphs of the projective planes: best-case running times T_{\min} (secs)

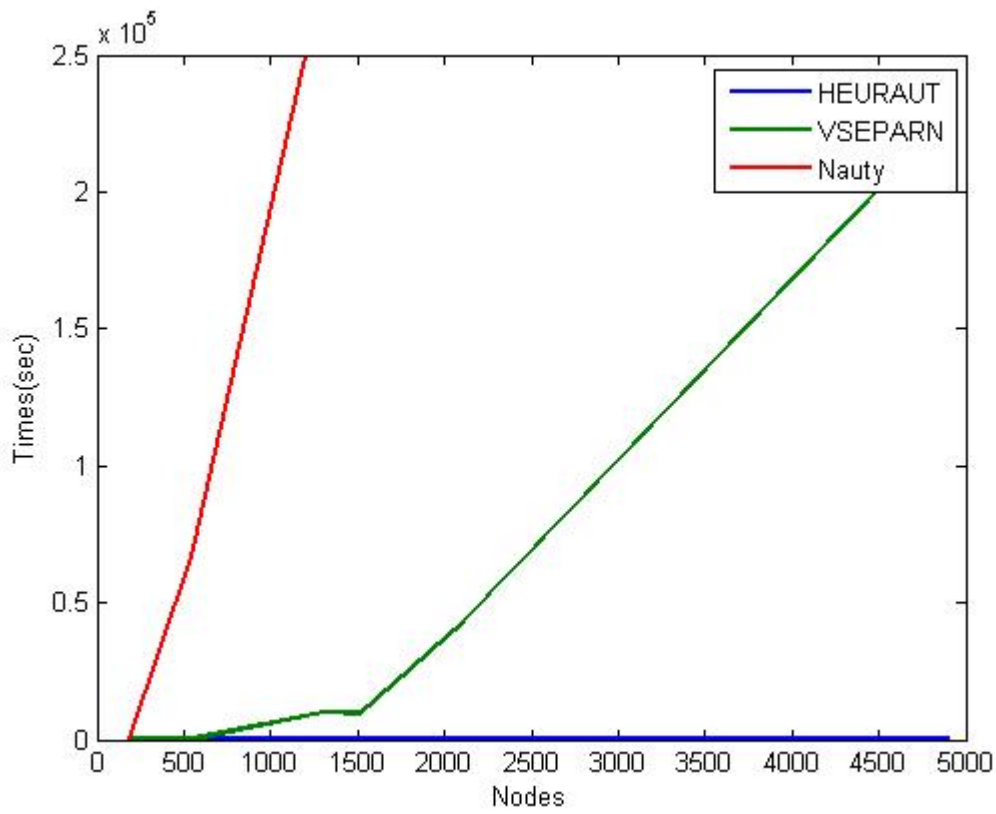


Fig.20. Graphs of the projective planes: worst-case running times $T_{\max}(\text{secs})$

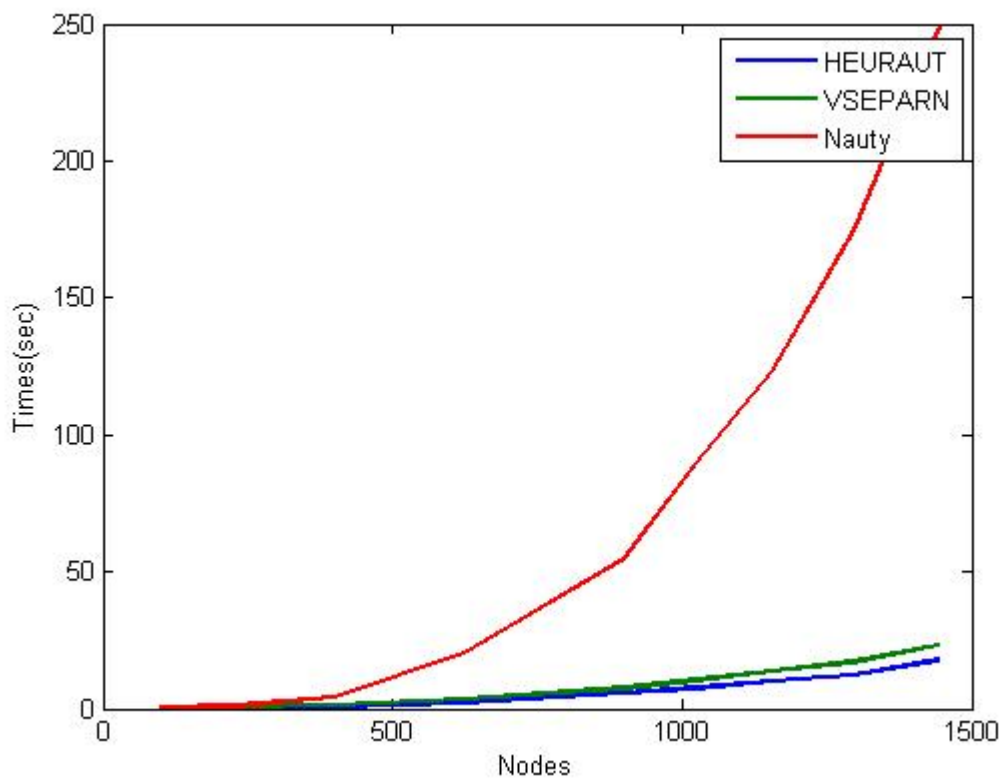


Fig. 21. Graphs of the Latin squares: Average running times $T_{av}(\text{secs})$

Number of the vertices)	HEURAUT	VSEPARN	Nauty
	Average running time $T_{av}(\text{secs})$		
100	0.1800	0.3200	0.1200
225	0.3700	0.5800	0.8300
400	0.9700	1.3800	4.3200
625	2.5400	3.4800	20.1200
900	5.6500	7.6200	54.6200
1024	7.5900	10.2600	89.4500
1156	10.1900	13.6300	122.8900
1296	12.1200	16.8300	174.5100
1444	17.5900	23.3900	249.1600
Table 9. The running times for the graphs of the Latin squares			

7. Concluding remarks and open problems

Two new algorithms for determining the generators, orbits and order of the graph automorphism group are presented: VSEPARN (exact) and HEURAUT (heuristic). Important are some newly introduced notions: a selected cell of maximum splitting ability and a bouquet of a selected vertex. A new method for developing algorithms is used in the exact algorithm: if during its execution some of the searched or intermediate variables obtain a wrong value then the algorithm continues from a new start point losing some of the results determined so far. The new start point is such that the correct results can be obtained.

Both algorithms have polynomial time and space complexities. The running time of the algorithm VSEPARN for the worst cases is considerably smaller compared with the well known algorithms. Even for some graphs the known algorithms do not run at all. The proposed algorithms are applicable for any undirected graph (connected and disconnected) but the time and space complexities are polynomial for the connected graphs with number of edges less or equal to the half of the number of the edges of the complete graph with the same number of vertices. This class of graphs we call ClassH. If the graph does not belong to the ClassH then we take the complement graph as it has the same automorphism group and apply the graph automorphism algorithm to its connected components and the graph isomorphism algorithm between these components.

The proof for the polynomial complexities of the algorithm VSEPARN is based on the Conjecture that claims: Starting from any input partition Π of the graph vertices and applying on it successively the operations (adjacency refinement algorithm RP, selection of non-singleton cell SC by the criterion of maximum splitting ability, selection of a vertex x in SC and obtaining the transformed partition) we obtain a discrete output partition on any combination of the selected vertices after maximum 6 such operations. Shortly, $LMAX=6$. An open problem is the proof of the Conjecture. The worst-case time and space complexities of the algorithm VSEPARN are $O(n^7)$ and $O(n^4)$, respectively. A disadvantage of the algorithm VSEPARN is its higher requirements for memory (for some worst cases several millions of numbers are stored) but it is compensated from its lower running time compared with the well known algorithms such as Nauty. The worst cases for the algorithm VSEPARN are the graphs with smaller order $|Aut(G)|$, especially the rigid graphs.

The heuristic algorithm HEURAUT is extremely fast compared with the exact one and is almost exact (for all tested thousands graphs it gives correct results). Its worst-case time and space complexities are $O(n^5)$ and $O(n)$, respectively. Practically, its requirements for memory are very small.

The running time of both algorithms is much less than the asymptotical complexity since the later is overestimated. The running time of VSEPARN for arbitrary large graphs is small (seconds). Only for some difficult large graphs (for example, graphs of projective planes of order 49 with small order of the automorphism group) may take hours and a few days. But the heuristic algorithm even for such graphs takes at most several minutes.

Acknowledgements

The author thanks to Apostol Garchev who contributed in performing and repeating some of the experiments on the developed algorithms. The paper was extensively discussed with him in a series of meetings and extensive exchanges over a period of a year. Special thanks also to Brendan McKay, Bill Kocay, Rudi Mathon, Vladimir Tonchev, Ulrich Dempwolff, Gordon Royle for sending me some graphs with properties suitable for testing the described algorithms and papers on the graph isomorphism related problems. The author would like to thank all colleagues and students who contributed to this study.

References

- [1] A.V. Aho, J.E. Hopcroft and J.D. Ullman, The design and analysis of computer algorithms, Addison - Wesley, Reading, Mass. (1976).
- [2] T.H. Cormen, C.E. Leiserson, R.L. Rivest and C. Stein, Introduction to algorithms, Third Edition, The MIT Press, Cambridge, MA, USA (2009).
- [3] Handbook of Theoretical Computer Science, edited by J. Leeuwen, Elsevier Science publishers B.V.1990
- [4] D.L. Kreher and D.R. Stinson, Combinatorial Algorithms, CRS Press (1999).
- [5] Algorithms and Programs for Solving Problems on Graphs and Networks, edited by M.I. Nechepurenko, Nauka, Novosibirsk, 1990.
- [6] Handbook of graph theory edited by J.L. Gross and J. Yellen, Discrete mathematics and its applications series, editor K. H. Rosen, CRC Press LLC (2004).
- [7] F. Harary, Graph theory, Addison-Wesley, Reading, MA (1969).
- [8] F. Harary and E. M. Palmer (1973), *Graphical Enumeration*, Academic Press, New York, NY.
- [9] R.B. Ash, Abstract Algebra: The Basic Graduate Year, Books On Line.
- [10] C.M Hoffmann, Group-Theoretic Algorithms and Graph Isomorphism, Lecture Notes in Computer Science, Vol. 136, Springer-Verlag (1982).
- [11] P. Cameron, Automorphisms of graphs, in: L.W. Beineke and R.J. Wilson, Editors, Topics in Algebraic Graph Theory, Cambridge University Press (2004), pp. 137-155.
- [12] B.D. McKay, Practical graph isomorphism. *Congressus Numeratum*, vol.30, Winnipeg, Canada (1981).
- [13] L. Babai. Moderately exponential bound for graph isomorphism. - Lecture notes in Comp. Sc., 1981, vol. 117, pp. 34 ÷ 51.
- [14] V.N. Zemljachenko, N.M. Korneenko, R.I. Tishkevich. Graph isomorphism problem. – In Theory of computational complexity, *Zapisky seminarov LOMI im. Steklova*, vol. 118, Nauka, Leningrad, 1982, pp. 83 ÷ 158.
- [15] R. Mathon, A note on graph isomorphism counting problem, *Inform. Process. Lett.*, vol. 8, №3 (1979), pp. 131-132.
- [16] K.S. Booth and C.J. Colbourn, Problems Polynomially Equivalent to Graph Isomorphism, Technical Report CS-77-04, Computer Science Department, University of Waterloo (1979).
- [17] Corneil, D.G. and C. C. Gotlieb, An efficient algorithm for graph isomorphism, *J. Assoc. Comp. Mach.*, 17 (1970), pp. 51-64.
- [18] R.T. Faizullin, A.V. Prolubnikov, Heuristic algorithm for solving the graph isomorphism problem, arXiv:math/0205220v1 [math.GM] (Submitted on 21 May 2002).
- [19] Gow-Hsing King and Wen-Gueng Tzeng, A New Graph Invariant for Graph Isomorphism: Probability Propagation Matrix, *JOURNAL OF INFORMATION SCIENCE AND ENGINEERING* 15, 337-352 (1999) 337.
- [20] Hiroyuki Ogata, Wataru Fujibuchi, Susumu Goto and Minoru Kanehisa, A heuristic graph comparison algorithm and its application to detect functionally related enzyme clusters, *Nucleic Acids Research*, 2000, Vol. 28, No.20, 4021-4028.
- [21] Hari Ballabh Mittal, A fast backtrack algorithm for graph isomorphism, *Information Processing Letters*, Volume 29, Issue 2, 30 September 1988, 105-110

- [22] J.E. Hopcroft, An $n * \log(n)$ algorithm for minimizing states in finite automaton. - In Theory of machines and computation, New York, AP. Kohavi and A.Paz eds., 1971, pp. 189 ÷ 196.
- [23] S. D. Stoichev, Fast Adjacency Refinement Algorithm. Intern. Conf. on Digital Signal Processing, 1995, Limassol, Cyprus, pp. 870-875.
- [24] R. Mathon, Sample graphs for isomorphism testing. - Proc. 9th S.-E.conf. on combinatorics, graph theory and computing, Boca - Raton, 1978, pp. 499 ÷ 517.
- [25] G. Royle's projective planes of order 16: <http://www.csse.uwa.edu.au/~gordon/remote/planes16/>.
- [26] G. Eric Moorhouse website: <http://www.uwyo.edu/moorhouse/pub/planes27/>; [Projective Planes of Small Order](#) (2003).
- [27]. Ulrich Dempwolff website: <http://www.mathematik.uni-kl.de/~dempw/>