

Two-dimensional ranking of Wikipedia articles

A.O.Zhirov¹, O.V.Zhirov² and D.L.Shepelyansky³

¹ Novosibirsk State University, 630090 Novosibirsk, Russia

² Budker Institute of Nuclear Physics, 630090 Novosibirsk, Russia

³ Laboratoire de Physique Théorique du CNRS, IRSAMC, Université de Toulouse, UPS, F-31062 Toulouse, France

Received: June 28, 2010; Revised: September 20, 2010

Abstract. The Library of Babel, described by Jorge Luis Borges, stores an enormous amount of information. The Library exists *ab aeterno*. Wikipedia, a free online encyclopaedia, becomes a modern analogue of such a Library. Information retrieval and ranking of Wikipedia articles become the challenge of modern society. While PageRank highlights very well known nodes with many ingoing links, CheiRank highlights very communicative nodes with many outgoing links. In this way the ranking becomes two-dimensional. Using CheiRank and PageRank we analyze the properties of two-dimensional ranking of all Wikipedia English articles and show that it gives their reliable classification with rich and nontrivial features. Detailed studies are done for countries, universities, personalities, physicists, chess players, Dow-Jones companies and other categories.

PACS. 89.75.Fb Structures and organization in complex systems – 89.75.Hc Networks and genealogical trees – 89.20.Hh World Wide Web, Internet

1 Introduction

The *Encyclopédie* [1] accumulates the available human knowledge making it accessible to all *citoyennes*. In this way the *Encyclopédie* becomes one of the most powerful catalysts of modern development of science and society [2]. This process of knowledge transfer becomes enormously accelerated with the appearance of Wikipedia [3], a free online encyclopaedia, which current size overcomes 6 millions English entries [3, 4]. Wikipedia comes close to Encyclopaedia Britannica [5] in terms of the accuracy of its science entries [6] overcoming the later by far in an enormous amount of available information. The classification and ranking of this information becomes the great challenge. The statistical analysis of directed network generated by links between Wikipedia articles [7, 8, 9] established their scale-free properties showing certain similarities with the World Wide Web and other scale-free networks [10, 11, 12, 13, 14]. Here we apply a two-dimensional ranking algorithm, proposed recently [15], and classify all Wikipedia articles in English by their degree of communication and popularity. This ranking allows to select articles in a new way, giving e.g. more preference to communicative and artistic sides of a personality compared to popularity and political aspects stressed by the PageRank algorithm [16]. With a good reliability the ranking of Wikipedia articles reproduces the well established classifications of countries [17], universities [18], personalities [19], physicists, chess players, Dow-Jones companies [20] and other categories.

The paper is composed as follows: in Section 2 we describe CheiRank and PageRank algorithms and apply them for two-dimensional ranking of Wikipedia articles, in Section 3 the results of such a ranking are discussed for various categories of articles, discussion of findings is given in Section 4.

2 CheiRank versus PageRank

At August 18, 2009 we downloaded from [4] the latest English Wikipedia snapshot and by crawling determined links between all $N_{tot} = 6855098$ entries. We keep for our study only entries which are linked with other entries and eliminate categories from consideration. After that we obtain a directed network of $N = 3282257$ articles. The multiplicity of links from one article to another is taken into account. The distributions of ingoing and outgoing links are well described by a power law $w_{in,out}(k) \propto 1/k^{\mu_{in,out}}$ with the exponents $\mu_{in} = 2.09 \pm 0.04$ and $\mu_{out} = 2.76 \pm 0.06$ (see Fig. 1) being in a good agreement with the previous studies of Wikipedia [7, 8, 9] and the World Wide Web (WWW) [14, 21, 22].

Due to the similarity with the WWW it is natural to construct the Google matrix of Wikipedia using the procedure described in [16, 14]:

$$G_{ij} = \alpha S_{ij} + (1 - \alpha)/N, \quad (1)$$

where the matrix S is obtained by normalizing to unity all columns of the adjacency matrix, and replacing columns

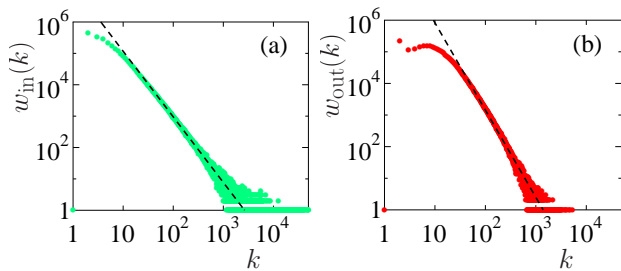


Fig. 1. (Color online) Distribution $w_{in,out}(k)$ of ingoing (a) and outgoing (b) links k for $N = 3282257$ Wikipedia English articles. The straight dashed fit line shows the slope with $\mu_{in} = 2.09 \pm 0.04$ (a) and $\mu_{out} = 2.76 \pm 0.06$ (b).

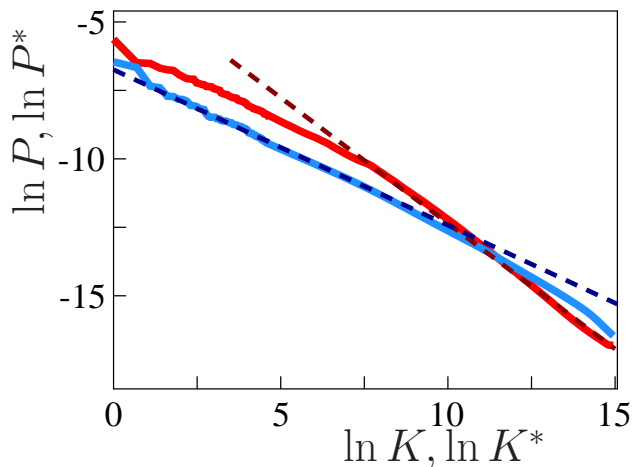


Fig. 2. (Color online) Dependence of probability of PageRank P (red curve) and CheiRank P^* (blue curve) on the corresponding rank indexes K and K^* . The straight dashed lines show the power law dependence with the slope $\beta = 0.92; 0.57$ respectively, corresponding to $\beta = 1/(\mu_{in,out} - 1)$.

with zero elements by $1/N$, N being the network size. The damping parameter α in the WWW context describes the probability to jump to any node for a random surfer. For Wikipedia this parameter can describe the probability to modify an article that affects the overall ranking. The value $\alpha = 0.85$ gives a good classification [14] for WWW and thus we also use this value here. The matrix G belongs to the class of Perron-Frobenius operators [14], its largest eigenvalue is $\lambda = 1$ and other eigenvalues have $|\lambda| \leq \alpha$. The right eigenvector at $\lambda = 1$ gives the probability $P(i)$ to find a random surfer at site i and is called the PageRank. Once the PageRank is found, Wikipedia articles are sorted by decreasing $P(i)$, the article rank in this index $K(i)$ reflects the article relevance. The PageRank dependence on K is well described by a power law $P(K) \propto 1/K^\beta$ (see Fig. 2) with $\beta \approx 0.9$ that is consistent with the relation $\beta = 1/(\mu_{in} - 1)$ corresponding to the proportionality of PageRank to its in-degree w_{in} [14].

In addition to the PageRank, following the approach to Linux Kernel procedure call network proposed recently by Chepelianskii [15], we also consider the ranking of articles obtained from the conjugated Google matrix G^* .

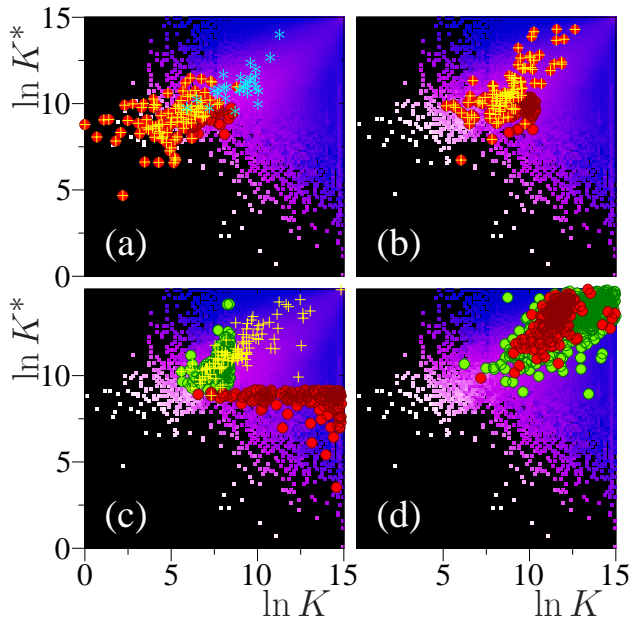


Fig. 3. (Color online) Density distribution $W(K, K^*) = dN_i/dKdK^*$ of Wikipedia articles in the plane of PageRank and CheiRank indexes $(\ln K, \ln K^*)$ shown by color with blue for minimum and white for maximum (black for zero); (a) red points show top 100 countries from 2DRank, yellow pluses show top 100 countries from SJR country documentation ranking for 1996-2008 [17], cyan stars mark 30 Dow-Jones companies [20]; (b) red points show top 100 universities from 2DRank, yellow pluses show top 100 universities from Shanghai ranking of 2009 [18]; (c) green/red points show top 100 personalities from PageRank/CheiRank, yellow pluses show top 100 personalities from [19]; (d) green and red points show ranks of 754 physicists, red points mark 193 Nobel laureates.

This matrix is built from the adjacency matrix where all link directions are inverted to opposite. After this inversion the Google matrix G^* is constructed in a usual way using $\alpha = 0.85$. The eigenvector $P^*(i)$ of G^* at $\lambda = 1$, introduced in [15], allows to *chercher l'information* in a new way and we call it CheiRank. English spelling of this term sounds as Russian phrase which translation is “whose rank”. CheiRank gives additional ranking of articles in decreasing order of $P^*(i)$ with rank index $K^*(i)$. Our data, shown in Fig. 2, give a power law dependence $P^* \propto 1/K^{*\beta}$ with $\beta \approx 0.6$ corresponding to the relation $\beta = 1/(\mu_{out} - 1)$ similar to the one found for the PageRank. Both ranks are normalized to unity.

Now all articles (or nodes) can be ordered in decreasing monotonic order of probability of PageRank $P(i)$ or in decreasing monotonic order of probability of CheiRank $P^*(i)$. In this way the ranking of nodes becomes two-dimensional so that each node i has both CheiRank $K^*(i)$ and PageRank $K(i)$ (see Figs. 3,4). Such a ranking on 2D plane (K, K^*) takes into account a combined effect of ingoing (for PageRank) and outgoing (for CheiRank) links. The usual PageRank is obtained by projection of all nodes on horizontal axis of K and the ranking only by outgoing links via CheiRank is obtained by projecting all nodes on

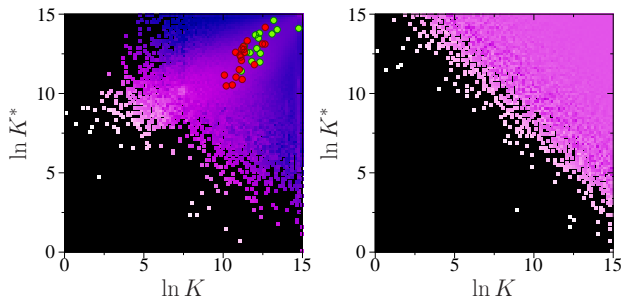


Fig. 4. (Color online) Left panel shows density distribution of Wikipedia articles $W(K, K^*) = dN_i/dKdK^*$ in the plane of PageRank and CheiRank indexes ($\ln K, \ln K^*$) as in Fig. 3, 34 green and red points show distribution of chess players, world champions are marked in red. Right panel shows density distribution of $N = 3282257$ articles obtained with independent probability distributions generated by P and P^* given by the dependence from Fig. 2. Color choice is as in Fig. 3.

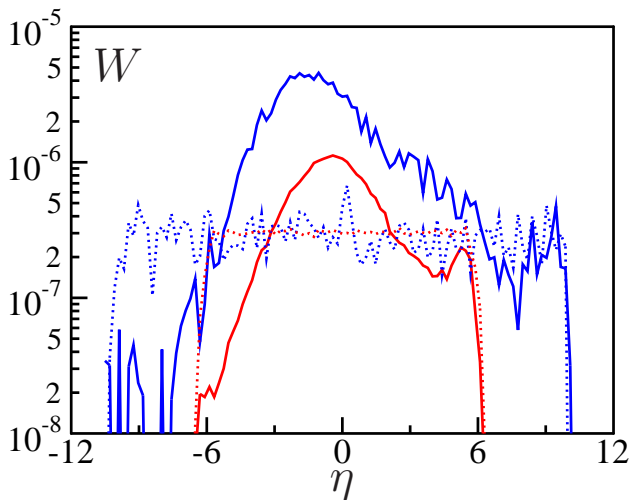


Fig. 5. (Color online) Panel shows $W(K, K^*)$ density dependence from Fig. 3 on a parametric variable η which parametrizes the straight line $\ln K = x_0 + \eta/2$, $\ln K^* = x_0 - \eta/2$ with $x_0 = 10$ (blue curve), 12 (red curve); dotted curves show densities from independent probabilities, of right panel of Fig. 4, taken at the same η -lines.

the vertical axis of K^* . The data show that there are no articles which have small K and K^* values simultaneously. We will discuss the rich properties of 2D ranking below in more detail.

While PageRank characterizes a degree of knowledge and popularity of a given site i , CheiRank highlights its communication, influence and connectivity degree. These ranks have certain analogy to authorities and hubs appearing in the HITS algorithm [23] but the HITS is query dependent while the rank probabilities $P(i)$ and $P^*(i)$ classify all sites of the network. With these two qualitatively different characteristics the ranking of sites becomes two-dimensional (2D).

The density distribution $W(K, K^*) = dN_i/dKdK^*$ of Wikipedia articles N_i in the plane ($\ln K, \ln K^*$) is shown

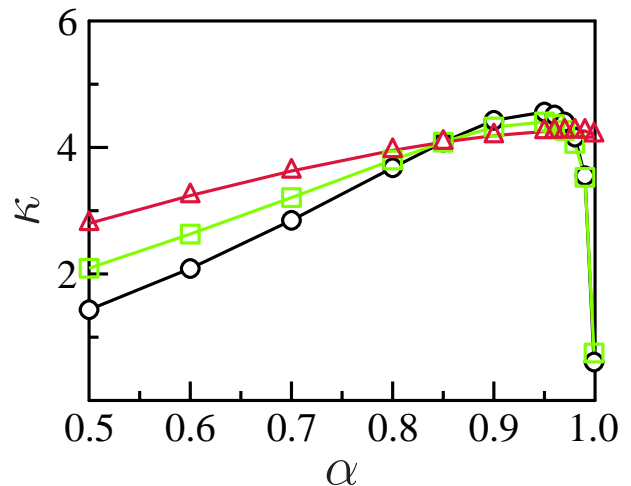


Fig. 6. (Color online) Dependence of correlator κ on α . Black circles, green squares and red triangles correspond to cases ($\alpha = \alpha^*$), (fixed $\alpha = 0.85$ and $0.5 \leq \alpha^* \leq 1$) and (fixed $\alpha^* = 0.85$ and $0.5 \leq \alpha \leq 1$), respectively. In the main part of the paper we use only the case $\alpha = \alpha^* = 0.85$.

in Figs. 3,4 ($\sum_i W(K, K^*) = 1$). Density distribution of Wikipedia articles $W(K, K^*) = dN_i/dKdK^*$ is computed over equidistant grid in plane ($\ln K, \ln K^*$) with 100×100 cells, color shows average value of W in each cell, the normalization condition is $\sum_{K, K^*} W(K, K^*) = 1$.

The densities obtained from the product of independent probabilities of P and P^* generated by the distributions of Fig. 2 give very different density $W(K, K^*)$ with W being homogeneous along lines $\ln K^* = -\ln K + const$. At large values of K, K^* the distribution $W(K, K^*)$, obtained from independent probabilities, is constant, apart from small fluctuations, since the measure is given by $dKdK^*$ is homogeneous (see dotted curves in Fig. 5 and right panel in Fig. 4). However, at small values of K, K^* the cells, which size decreases with K, K^* , start to have small number of articles per cell ($\lesssim 1$) and fluctuations give nonhomogeneous behavior of $W(K, K^*)$.

In contrast to the Linux network [15], the Wikipedia network has a maximum of density along the line $\ln K^* \approx 5 + (2 \ln K)/3$ that shows a strong correlation between P and P^* (see Figs. 3,4). Indeed, for Wikipedia we find that the correlator κ between PageRank and CheiRank probabilities $P(i)$ and $P^*(i)$ is rather high:

$$\kappa = N \sum_i P(i)P^*(i) - 1 = 4.08. \quad (2)$$

This value is much larger than for the Linux network where $\kappa \approx -0.05$. Due to these correlations the distribution $W(K, K^*)$ is absolutely different from the one given by independent product probabilities for PageRank index K and CheiRank index K^* which is homogeneous along lines $\ln(K^*) + \ln(K) = const$ (see Fig. 4 (right panel) and Fig 5). Indeed, the real density of articles $W(K, K^*)$, taken along a given η -line in the plane ($\ln K, \ln K^*$), is log-normal and has a Gaussian form with a certain width as it is shown in Fig. 5.

The value of correlator κ for Wikipedia is comparable with the one of Cambridge University network ($\kappa = 3.79$ [15]) but the probability distributions are different. Dependencies of the correlator κ on damping parameters α and α^* are shown in Fig. 6 (here α^* is the damping parameter for the Google matrix G^* with inverted direction of links). For all realistic values of α and α^* the correlator remains larger than unity showing that the correlation between CheiRank and PageRank is a robust feature of the Wikipedia hyperlink network.

From a physical view point a positive value of correlator κ marks the tendency to have more outgoing and ingoing links between certain sets of nodes. This property is clearly visible for Cambridge University network, as discussed in [15], and for Wikipedia network discussed here. On the other side small or negative values of κ correspond to anti-correlation between ingoing and outgoing links, that looks like an effective repulsion between them. Such a situation appears in the Linux Kernel network [15]. Future more detailed studies of this correlator should be done for other types of networks to understand its properties in a better way.

3 Ranking of selected categories

The difference between PageRank and CheiRank is clearly seen from the names of articles with highest rank (detailed data for all ranks and all categories considered are given in Appendix and [24]). At the top of PageRank we have 1. *United States*, 2. *United Kingdom*, 3. *France* while for CheiRank we find 1. *Portal:Contents/Outline of knowledge/Geography and places*, 2. *List of state leaders by year*, 3. *Portal:Contents/Index/Geography and places*. Clearly PageRank selects first articles on a broadly known subject with a large number of ingoing links while CheiRank selects first highly communicative articles with many outgoing links. Since the articles are distributed in 2D they can be ranked in various ways corresponding to projection of 2D set on a line. The horizontal and vertical lines correspond to PageRank and CheiRank.

We also introduce 2DRank $K_2(i)$ to characterize mixed effect of CheiRank and PageRank. The list of $K_2(i)$ is constructed by increasing $K \rightarrow K+1$ and increasing 2DRank index $K_2(i)$ by one if a new entry is present in the list of first $K^* < K$ entries of CheiRank, then the one unit step is done in K^* and K_2 is increased by one if the new entry is present in the list of first $K < K^*$ entries of CheiRank. More formally, 2DRank $K_2(i)$ gives the ordering of the sequence of sites, that appear inside the squares $[1, 1; K = k, K^* = k; \dots]$ when one runs progressively from $k = 1$ to N . In fact, at each step $k \rightarrow k+1$ there are three possibilities: (i) no new sites on two edges of square, (ii) only one site is on these two edges and it is added in the listing of $K_2(i)$ and (iii) two sites are on the edges and both are added in the listing $K_2(i)$, first with $K > K^*$ and second with $K < K^*$. For (iii) the choice of order of addition in the list $K_2(i)$ affects only some pairs of neighboring sites and does not change the main structure of

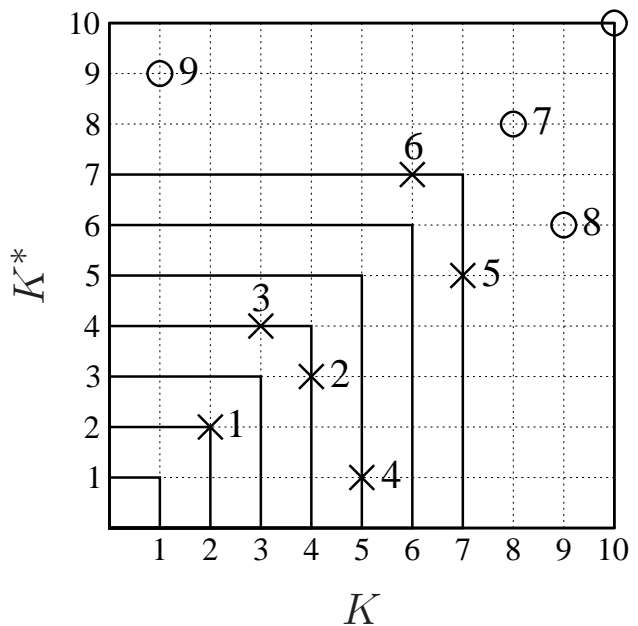


Fig. 7. (Color online) A toy example illustrating the functioning of 2DRank algorithm of node ranking in K, K^* plane: square size $k \times k$ is regularly increase in size $k \rightarrow k+1$, nodes appearing on edges of this square at each step are included in the listing K_2 of 2DRank (crosses), first on right edge, then on top edge; nodes outside of the square (circles) are included in the listing K_2 at later stage. Numbers near symbols give K_2 values of 2DRank.

ordering. This 2DRank algorithm is illustrated in Fig. 7 by a toy example.

Wikipedia articles with highest 2DRank are 1. *India*, 2. *Singapore*, 3. *Pakistan*. Thus, these articles are most known/popular and most communicative at the same time. We note that the ranking of Wikipedia articles by PageRank and HITS authorities has been discussed in a literature (see e.g. [25,26]) but 2D analysis was never done before.

To understand the properties of three ranks K, K_2, K^* in a better way we consider the three main categories of articles about countries, universities and personalities. The locations of 100 top internationally established ranks, taken according to [17,18,19] respectively, are shown in the Wikipedia rank plane ($\ln K, \ln K^*$) in Fig. 3a,b,c. In average the points are distributed along the band of maximal density of W in this plane. The same is valid for Dow-Jones companies (Fig. 3a) and physicists (Fig. 3d) taken from the Wikipedia List of physicists (with few additions). We also show 100 top countries (Fig. 3a), 100 top universities (Fig. 3b) according to 2DRank and 100 top personalities according to PageRank and CheiRank (Fig. 3c). Distribution of chess players is shown in left panel of Fig. 4.

According to PageRank and 2DRank the chosen categories are ordered as following: countries (category top rank values $K = 1, K_2 = 1, K^* = 107$), universities ($K = 180, K_2 = 5, K^* = 836$), personalities ($K = 268, K_2 = 233, K^* = 33$), Dow-Jones companies ($K = 366,$

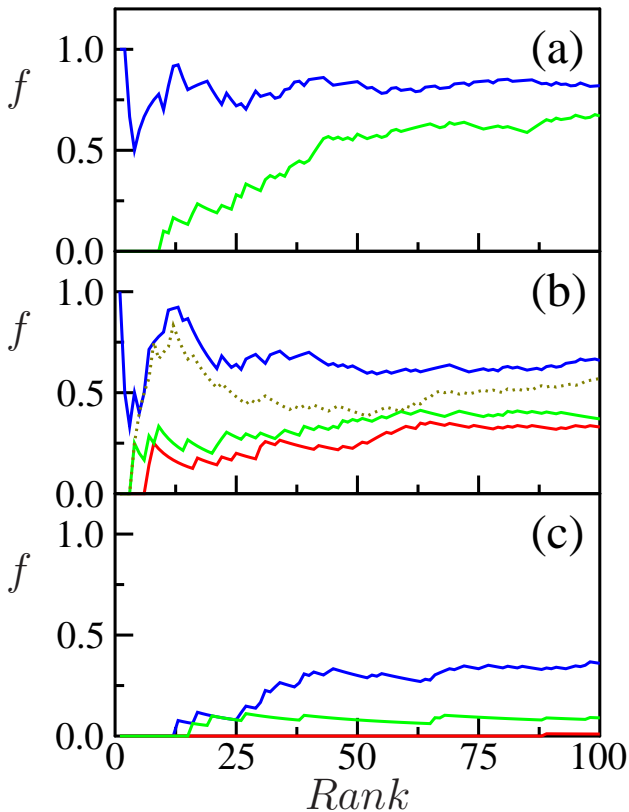


Fig. 8. (Color online) Dependence of overlap fraction f of top Wikipedia articles for various categories on selected rank K_s taken from different internationally established sources: (a) SJR country documentation rank for 1996-2008 [17]; (b) Shanghai university rank of 2009 [18]; (c) Hart's personality rank [19]. Colors mark Wikipedia PageRank K (blue), 2DRank K_2 (green) and CheiRank K^* (red). In (a) the order of top 100 countries is the same for 2DRank and CheiRank; in (b) the gray dotted curve shows also f for the rank given by advanced Google search of a word *university* in the Wikipedia English domain at May 19, 2010.

$K_2 = 1082$, $K^* = 14298$), physicists ($K = 505$, $K_2 = 1202$, $K^* = 7622$) and chess players ($K = 23903$, $K_2 = 5354$, $K^* = 35670$). Such an ordering of these categories corresponds to a natural influence proportional to an effective size of categories (e.g. countries are larger than universities, which are larger than personalities etc.). Pleasantly enough, from the point of Wikipedia ranking, universities are much more influential than Dow-Jones companies. At the same time it is interesting that for chosen categories the communicative power measured by CheiRank is most high for personalities.

We discuss the main features of three ranks K , K_2 , K^* starting from countries. The first three countries are 1. *United States*, 2. *United Kingdom*, 3. *France* for PageRank and 1. *India*, 2. *Singapore*, 3. *Pakistan* for 2DRank and CheiRank. To determine in a quantitative way how accurate is this ranking we introduce the overlap fraction f defined as the relative number of same entries inside the first K_s entries of rank of selected countries, as stated in [17],

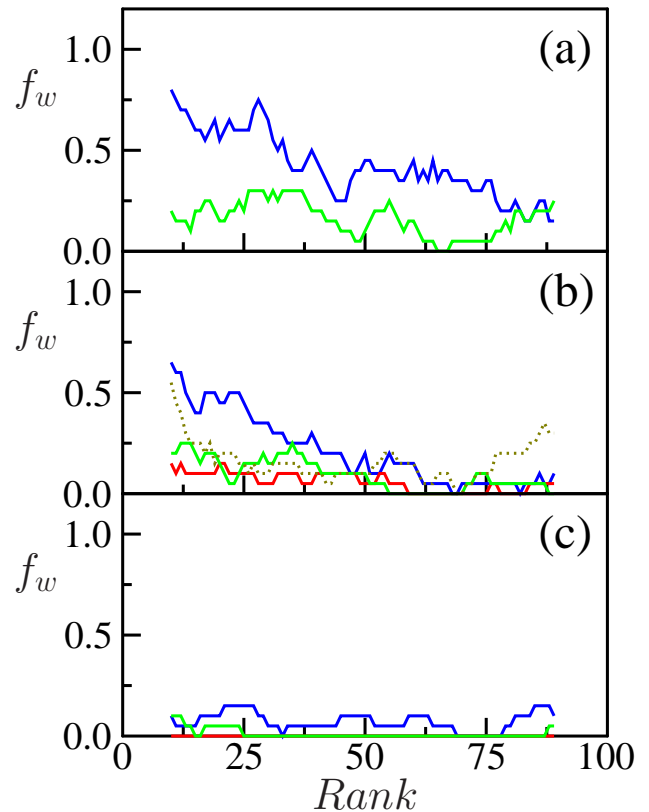


Fig. 9. (Color online) Dependence of window overlap fraction f_w for top Wikipedia articles on internationally established ranks from Fig. 8 respectively for panels (a), (b), (c) (points are placed at the middle of window interval, window size is 20 nodes).

and first K_s countries according to K , K_2 , K^* ranking. The dependence $f(K_s)$ is shown in Fig. 8a. We see that the Wikipedia PageRank reproduces in average about 80% of top countries selected by [17]. CheiRank and 2DRank do not reproduce the initial values of rank [17] but reach around 70% at maximum $K_s = 100$. Indeed, CheiRank and 2DRank place at the top countries which are not so authoritative as United States but which are strongly connective due to historical (e.g. Egypt is at position 13) or tourist reasons (e.g. Thailand at , Malaysia at 7). Definitely the first triplet of PageRank gives western countries which are better known and historically more powerful. However, the first triplet of CheiRank and 2DRank shows that the communicative power of other countries, even such small as *Singapore*, dominates on the pages of Wikipedia. This may be a sign of future changes. Let us also note that *People's Republic of China* is only at 26 position in 2DRank that can be attributed to non-English origin of the country and political separation of historical *China* (its SJR rank is 4).

According to Wikipedia the top universities are 1. *Harvard University*, 2. *University of Oxford*, 3. *University of Cambridge* in PageRank; 1. *Columbia University*, 2. *University of Florida*, 3. *Florida State University* in 2DRank and CheiRank. The fraction $f(K_s)$ for overlap with Shang-

hai university ranking [18] is shown in Fig 8b. The Wikipedia PageRank reproduces in average around 70% of ranking [18] that is about 10% higher than gives the advanced Google search. CheiRank and 2DRank at maximum give around 25% and 35%. These ranks highlight connectivity degree of universities that leads to appearance of significant number of arts, religious and military specialized colleges (12% and 13% respectively for CheiRank and 2DRank) while PageRank has only 1% of them. CheiRank and 2DRank introduce also a larger number of relatively small universities. We argue that such colleges and universities keeps links to their alumni in a significantly better way that increases their ranks.

For personalities the Wikipedia ranking gives 1. *Napoleon I of France*, 2. *George W. Bush*, 3. *Elizabeth II of the United Kingdom* for PageRank; 1. *Michael Jackson*, 2. *Frank Lloyd Wright*, 3. *David Bowie* for 2DRank; 1. *Kasey S. Pipes*, 2. *Roger Calmel*, 3. *Yury G. Chernavsky* for CheiRank. The overlap fraction $f(K_s)$ for Hart's personality ranking [19] is shown in Fig. 8c. Even for the PageRank it is at maximum 35% being around 10% for 2DRank and almost zero for CheiRank. We attribute this to a very broad distribution of personalities in 2D plane (Fig. 3c) and a large variety of human activities which we classify by 5 main categories: politics, religion, arts, science, sport. For top 100 PageRank personalities we have for these categories: 58, 10, 17, 15, 0 respectively. Clearly PageRank overestimates the significance of politicians. For 2DRank we find respectively 24, 5, 62, 7, 2. Thus this rank highlights artistic sides of human activity. For CheiRank we have 15, 1, 52, 16, 16 so that the dominant contribution comes from arts, science and sport. The interesting property of this rank is that it selects many composers, singers, writers, actors. As an interesting feature of CheiRank we note that among scientists it selects those who are not so much known to a broad public but who discovered new objects, e.g. George Lyell who discovered many Australian butterflies or Nikolai Chernykh who discovered many asteroids. CheiRank also selects persons active in several categories of human activity.

Of course, the overlap fraction f gives only the integral overlap between Wikipedia ranking and the selected internationally recognized ranking. It is possible to get more refined comparison taking the window fraction f_w of relative number of names being the same inside a certain window of fixed size. We present such type of data for f_w in Fig. 9 for a window size of 20 nodes. For countries and universities the values of f_w are rather high for top 40 ranks but for higher ranks there is a gradual decrease of f_w . We attribute this to increasing fluctuations at large values of rank where each item can move in a significant interval. For personalities the window fraction f_w remains rather low. We attribute this to a very broad variety of human activity as discussed above.

When a human activity is fixed in a more precise way then the Wikipedia ranking gives a rather reliable ordering. For example, for 754 physicists (see Fig. 3d) we find at the top: 1. *Aristotle*, 2. *Albert Einstein*, 3. *Isaac Newton* from PageRank; 1. *Albert Einstein*, 2. *Nikola Tesla*,

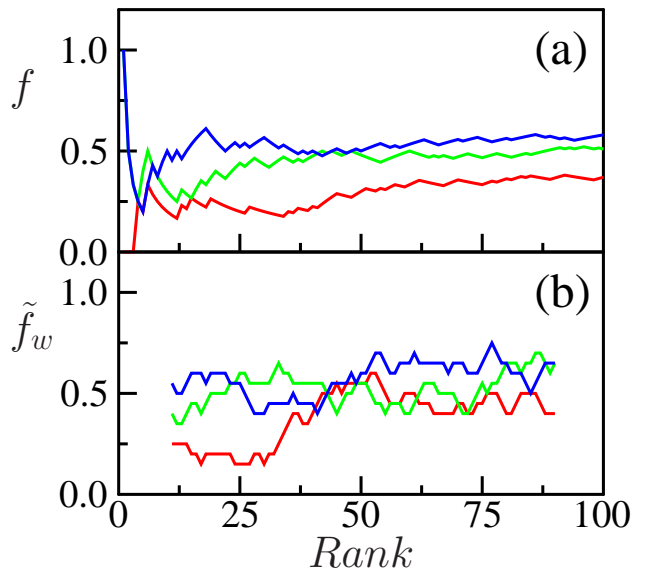


Fig. 10. (Color online) (a) Overlap fraction f of Nobel laureate physicists as a function of rank of physicists via Wikipedia articles; (b) window overlap fraction f_w for the data of panel (a), points are placed at the middle of window interval, window size is 20 nodes. Colors mark Wikipedia PageRank K (blue), 2DRank K_2 (green) and CheiRank K^* (red) which ranks are plotted on horizontal axis.

3. *Benjamin Franklin* from 2DRank; 1. *Hubert Reeves*, 2. *Shen Kuo*, 3. *Stephen Hawking* from CheiRank. It is clear that PageRank gives most known, 2DRank gives most known and active in other areas, CheiRank gives those who are known and contribute to popularization of science. Indeed, e.g. *Hubert Reeves* and *Stephen Hawking* are very well known for their popularization of physics that increases their communicative power and place them at the top of CheiRank. *Shen Kuo* obtained recognized results in an enormous variety of fields of science that leads to the second top position in CheiRank even if his activity was about thousand years ago.

For physicists, who lived at the time of Nobel prize and could get it, we can determine the overlap fraction f as a relative number of Nobel laureates at a given rank value K, K_2, K^* (see curves in Fig. 10a). In certain aspects, this definition of f for physicists is different from the case of categories in Fig. 8 since here Nobel laureates are in the same listing of Wikipedia ranks of physicists while in Fig. 8 the rank K_s is taken from independent classification source. The data for Nobel laureates in Fig. 10a give high average values of $f \approx 0.5$ for PageRank and 2DRank, and $f \approx 0.25$ for CheiRank. We note that the number of Nobel prizes is not so large and even very notable physicists remained without it (e.g. Thomas Edison, Nikola Tesla, Alexander Graham Bell are those from the top of PageRank who remained without the prize). Hence, the prediction level of $f \approx 0.5$ can be considered as rather high.

The window overlap fraction f_w for Nobel laureates is shown in Fig. 10b, here inside the window f_w gives the

relative fraction of Nobel laureates without coincidence of concrete names (Nobel laureates form a sublisting of listing of physicists; note that in Fig. 9 we look overlap of same article titles from a pair of different listings). Even at large rank values f_w remains on the level of 40-50% that is twice higher than the average fraction of Nobel laureates in the list of physicists $\langle f \rangle = 193/754 \approx 0.25$. This shows that Wikipedia ranking have high correlations with the list selected by the Nobel committee.

The ranking of 193 Nobel laureate physicists give 1. *Albert Einstein*, 2. *Enrico Fermi*, 3. *Richard Feynman* from PageRank; 1. *Albert Einstein*, 2. *Richard Feynman*, 3. *Werner Heisenberg* from 2DRank and CheiRank. The communication power is well visible if to consider certain specific names, e.g. *Abdus Salam* has PageRank 20 and CheiRank 5. It is clear that the communicative power of this article is strongly enhanced due to existence of the Abdus Salam International Centre for Theoretical Physics.

Thus Wikipedia ranking can be applied to various categories giving rather good results without any fitting. For example, for Dow-Jones companies we have 1. *Microsoft*, 2. *IBM*, 3. *The Walt Disney Company* from PageRank and 1. *Cisco Systems*, 2. *The Walt Disney Company*, 3. *Microsoft* from CheiRank. CheiRank correctly selects *Cisco Systems*, the worldwide leader in networking, at the top of communication power of Dow-Jones listing.

For chess players we find: 1. *Garry Kasparov*, 2. *Bobby Fischer*, 3. *Alexander Alekhine* from PageRank K ; 1. *Bobby Fischer*, 2. *Alexander Alekhine*, 3. *Emanuel Lasker* from 2DRank K_2 and 1. *Bobby Fischer*, 2. *Alexander Alekhine*, 3. *Wilhelm Steinitz* from CheiRank K^* . Thus world chess champions, including most strong, appear at the top positions. Indeed, according to FIDE [27] *Garry Kasparov* is ranked number 1 most times. Clearly a lot of hot stories around *Bobby Fischer* increased his 2DRank and CheiRank.

4 Discussion

On the basis of presented results we conclude that the ranking of Wikipedia articles allows to rank human knowledge in a rather reliable way. The 2D ranking highlights the properties of articles in a new rich and fruitful manner. We think that such type of 2D ranking will find further useful applications for various complex networks including the WWW.

It would be also interesting to apply the 2D ranking to citation network of Physical Review where PageRank is known to give a reliable ranking of physicists [28,29]. We suppose that for this network CheiRank will allow to select notable reviews which played an important role in the propagation of knowledge between various fields of physics. It is possible that combination of 2D ranking with other methods of various entities ranking of Wikipedia can be also useful (see e.g. [30]).

Wikipedia becomes the largest library of human knowledge. "The Library exists *ab aeterno*" declared Jorge Luis Borges [31]. Thus, the ranking of this enormous amount of knowledge becomes a formidable challenge and we think

that the 2D ranking will play for this task a useful and important role.

5 Appendix

Below we give the listings of Wikipedia articles in their rank order according to the three ranks discussed in the paper for the categories discussed. More detailed data are available at [24].

L1) Top 20 Wikipedia articles:

PageRank: 1. United States, 2. United Kingdom, 3. France, 4. Germany, 5. England, 6. Canada, 7. World War II, 8. Australia, 9. India, 10. Japan, 11. English Language, 12. Italy, 13. Association football, 14. 2007, 15. London, 16. Poland, 17. Animal, 18. List of sovereign states, 19. 2008, 20. New York City.

2DRank: 1. India, 2. Singapore, 3. Pakistan, 4. Brazil, 5. Columbia University, 6. Thailand, 7. Amphibian, 8. Chile, 9. Fossil, 10. Malaysia, 11. Yorkshire, 12. New York Yankees, 13. Virginia, 14. Iceland, 15. California, 16. England, 17. New Jersey, 18. Michigan, 19. Hong Kong, 20. Municipalities of Switzerland.

CheiRank: 1. Portal:Contents/Outline of knowledge/Geography and places, 2. List of state leaders by year, 3. Portal:Contents/Index/Geography and places, 4. Lists of country-related topics, 5. Portal:Mathematics/Index, 6. List of United Kingdom locations, 7. Navy Office of Community Outreach, 8. Portal:Spaceflight/Status, 9. List of Tachinidae genera and species, 10. Village Development Committee, 11. Tachinidae, 12. Navy Weeks, 13. Lists of birds by region, 14. Outline of Africa, 15. List of Bulbophyllum species, 16. Bulbophyllum, 17. Index of Thailand-related articles, 18. Portal:Middle-earth/Pages, 19. Portal:Trains/Anniversaries, 20. Portal:Contents/Outline of knowledge/History and events.

L2) Top 20 articles in category countries:

PageRank: 1. United States, 2. United Kingdom, 3. France, 4. Germany, 5. Canada, 6. Australia, 7. India, 8. Japan, 9. Italy, 10. Poland, 11. Spain, 12. Russia, 13. Netherlands, 14. Brazil, 15. New Zealand, 16. Sweden, 17. Romania, 18. Switzerland, 19. Mexico, 20. Norway.

2DRank and CheiRank give the same order: 1. India, 2. Singapore, 3. Pakistan, 4. Brazil, 5. Thailand, 6. Chile, 7. Malaysia, 8. Iceland, 9. Hong Kong, 10. Canada, 11. Peru, 12. Afghanistan, 13. Egypt, 14. Armenia, 15. Argentina, 16. United Kingdom, 17. Colombia, 18. Finland, 19. Benin, 20. Bolivia.

United States are at rank 41. Top 100 countries have the same order in 2DRank and CheiRank. We attribute this to a rather sparse distribution in CheiRank index between countries. SJR country documentation rank for 1996-2008 is available at [17].

L3) Top 20 articles in category universities:

PageRank: 1. Harvard University, 2. University of Oxford, 3. University of Cambridge, 4. Columbia University, 5. Yale University, 6. Massachusetts Institute of Technology, 7. Stanford University, 8. University of California, Berkeley, 9. Princeton University, 10. Cornell University,

11. University of Chicago, 12. University of Michigan, 13. University of California, Los Angeles, 14. University of Pennsylvania, 15. New York University, 16. University of Texas at Austin, 17. University of Toronto, 18. University of Southern California, 19. University of Virginia, 20. University of Florida.

2DRank: 1. Columbia University, 2. University of Florida, 3. Florida State University, 4. University of California, Berkeley, 5. Northwestern University, 6. Brown University, 7. University of Southern California, 8. Carnegie Mellon University, 9. Massachusetts Institute of Technology, 10. University of Michigan, 11. Georgetown University, 12. Juilliard School, 13. University of Pittsburgh, 14. Amherst College, 15. Cornell University, 16. Durham University, 17. Rutgers University, 18. Monash University, 19. The University of Western Ontario, 20. University of Toronto.

CheiRank: 1. Columbia University, 2. University of Florida, 3. Florida State University, 4. Brooklyn College, 5. Amherst College, 6. The University of Western Ontario, 7. University of Sheffield, 8. University of California, Berkeley, 9. Northwestern University, 10. Northeastern University, 11. Brown University, 12. Queen's University of Belfast (Northern Ireland Parliament constituency), 13. Fairfield University, 14. University of Southern California, 15. Carnegie Mellon University, 16. Grambling State University, 17. Massachusetts Institute of Technology, 18. University of Michigan, 19. Georgetown University, 20. University of Pittsburgh.

Rank given by advanced Google search in Wikipedia English domain at May 19, 2010: 1. Princeton University, 2. Columbia University, 3. University of Oxford, 4. Stanford University, 5. Harvard University, 6. University of Cambridge, 7. Cornell University, 8. University of California, Berkeley, 9. Yale University, 10. University of Virginia, 11. Northwestern University, 12. University of Chicago, 13. Brown University, 14. University of Michigan, 15. Rutgers University, 16. University of Washington, 17. Indiana University, 18. University of Minnesota, 19. Howard University, 20. Leiden University.

Shanghai university rank of 2009 is available at [18].

L4) Top 20 articles in category personalities:

PageRank: 1. Napoleon I of France, 2. George W. Bush, 3. Elizabeth II of the United Kingdom, 4. William Shakespeare, 5. Carl Linnaeus, 6. Adolf Hitler, 7. Aristotle, 8. Bill Clinton, 9. Franklin D. Roosevelt, 10. Ronald Reagan, 11. Barack Obama, 12. Richard Nixon, 13. George Washington, 14. Joseph Stalin, 15. Abraham Lincoln, 16. John F. Kennedy, 17. Muhammad, 18. Winston Churchill, 19. Henry VIII of England, 20. Alexander the Great.

2DRank: 1. Michael Jackson, 2. Frank Lloyd Wright, 3. David Bowie, 4. Hillary Rodham Clinton, 5. Charles Darwin, 6. Stephen King, 7. Richard Nixon, 8. Isaac Asimov, 9. Frank Sinatra, 10. Elvis Presley, 11. Edward Elgar, 12. Stephen Sondheim, 13. Agatha Christie, 14. Pope John Paul II, 15. Robert A. Heinlein, 16. Adolf Hitler, 17. Madonna (entertainer), 18. Ozzy Osbourne, 19. John McCain, 20. Jesus.

CheiRank: 1. Kasey S. Pipes, 2. Roger Calmel, 3. Yury G. Chernavsky, 4. Josh Billings (pitcher), 5. George Lyell,

6. Landon Donovan, 7. Marilyn C. Solvay, 8. Matt Kelley, 9. Johann Georg Hagen, 10. Chikage Oogi, 11. Bobbie Vaile, 12. Rosie Malek-Yonan, 13. Blythe McGarvie, 14. Djoko Hardono, 15. Cristina Bella, 16. Sid Deuce, 17. Joey Hamilton, 18. Kiki Dee, 19. Carlos Francis, 20. Percy Jewett Burrell.

Hart's personality rank is available at [19] and at http://www.adherents.com/adh_influ.html.

L5) Top 20 articles in category physicists:

PageRank: 1. Aristotle, 2. Albert Einstein, 3. Isaac Newton, 4. Thomas Edison, 5. Benjamin Franklin, 6. Gottfried Leibniz, 7. Avicenna, 8. Carl Friedrich Gauss, 9. Galileo Galilei, 10. Nikola Tesla, 11. Andre-Marie Ampere, 12. Michael Faraday, 13. Leonhard Euler, 14. Alexander Graham Bell, 15. James Clerk Maxwell, 16. Archimedes, 17. Blaise Pascal, 18. Stephen Hawking, 19. Enrico Fermi, 20. Johannes Kepler.

2DRank: 1. Albert Einstein, 2. Nikola Tesla, 3. Benjamin Franklin, 4. Avicenna, 5. Isaac Newton, 6. Thomas Edison, 7. Stephen Hawking, 8. Gottfried Leibniz, 9. Richard Feynman, 10. Aristotle, 11. Alhazen (Ibn al-Haytham) Iraq, 12. Werner Heisenberg, 13. Heinrich Hertz, 14. Johannes Kepler, 15. Galileo Galilei, 16. Shen Kuo, 17. Abu Rayhan Biruni– Persian, 18. Alexander Graham Bell, 19. Robert Hooke, 20. Michael Faraday.

CheiRank: 1. Hubert Reeves, 2. Shen Kuo, 3. Stephen Hawking, 4. Nikola Tesla, 5. Albert Einstein, 6. Arthur Stanley Eddington, 7. Richard Feynman, 8. John Joseph Montgomery, 9. Josiah Willard Gibbs, 10. Heinrich Hertz, 11. Benjamin Franklin, 12. Edwin Hall, 13. Avicenna, 14. Isaac Newton, 15. Thomas Edison, 16. Michio Kaku, 17. Abu Rayhan Biruni– Persian, 18. Abdul Qadeer Khan, 19. Werner Heisenberg, 20. Gottfried Leibniz.

L6) Top 20 articles in category Nobel laureate physicists (physicists who got any Nobel prize):

PageRank: 1. Albert Einstein, 2. Enrico Fermi, 3. Richard Feynman, 4. Max Planck, 5. Guglielmo Marconi, 6. Werner Heisenberg, 7. Marie Curie, 8. Niels Bohr, 9. Paul Dirac, 10. J.J.Thomson, 11. Max Born, 12. John Strutt, 3rd Baron Rayleigh, 13. Andrei Sakharov, 14. Pierre Curie, 15. Subrahmanyan Chandrasekhar, 16. Wolfgang Pauli, 17. Lev Landau, 18. Eugene Wigner, 19. Albert Abraham Michelson, 20. Abdus Salam.

2DRank: 1. Albert Einstein, 2. Richard Feynman, 3. Werner Heisenberg, 4. Enrico Fermi, 5. Max Born, 6. Marie Curie, 7. Wolfgang Pauli, 8. Max Planck, 9. Eugene Wigner, 10. Paul Dirac, 11. Guglielmo Marconi, 12. Abdus Salam, 13. Hans Bethe, 14. Andrei Sakharov, 15. Steven Chu, 16. Niels Bohr, 17. J.J.Thomson, 18. Steven Weinberg, 19. Peter Debye, 20. Subrahmanyan Chandrasekhar.

CheiRank: 1. Albert Einstein, 2. Richard Feynman, 3. Werner Heisenberg, 4. Brian David Josephson, 5. Abdus Salam, 6. C.V.Raman, 7. Peter Debye, 8. Enrico Fermi, 9. Wolfgang Pauli, 10. Steven Weinberg, 11. Max Born, 12. Eugene Wigner, 13. Marie Curie, 14. Luis Walter Alvarez, 15. Percy Williams Bridgman, 16. Roy J. Glauber, 17. Max Planck, 18. Paul Dirac, 19. Guglielmo Marconi, 20. Hans Bethe.

L7) Top 30 articles in category chess players:

PageRank: 1. Garry Kasparov, 2. Bobby Fischer, 3. Alexander Alekhine, 4. Anatoly Karpov, 5. Emanuel Lasker, 6. Mikhail Botvinnik, 7. Vladimir Kramnik, 8. Viswanathan Anand, 9. Paul Keres, 10. Boris Spassky, 11. Veselin Topalov, 12. Wilhelm Steinitz, 13. Tigran Petrosian, 14. Max Euwe, 15. David Bronstein, 16. Mikhail Tal, 17. Viktor Korchnoi, 18. Vasily Smyslov, 19. Samuel Reshevsky, 20. Bent Larsen, 21. Jose Raul Capablanca, 22. Boris Gelfand, 23. Gata Kamsky, 24. Alexei Shirov, 25. Mark Taimanov, 26. Magnus Carlsen, 27. Efim Geller, 28. Ruslan Ponomarev, 29. Rustam Kasimdzhanov, 30. Alexander Khalifman.

2DRank: 1. Bobby Fischer, 2. Alexander Alekhine, 3. Emanuel Lasker, 4. Garry Kasparov, 5. Wilhelm Steinitz, 6. Paul Keres, 7. Mikhail Botvinnik, 8. Jose Raul Capablanca, 9. Bent Larsen, 10. Boris Spassky, 11. Viswanathan Anand, 12. Magnus Carlsen, 13. Vladimir Kramnik, 14. Efim Geller, 15. Samuel Reshevsky, 16. Anatoly Karpov, 17. Mikhail Tal, 18. Viktor Korchnoi, 19. Max Euwe, 20. Veselin Topalov, 21. Gata Kamsky, 22. Tigran Petrosian, 23. David Bronstein, 24. Rustam Kasimdzhanov, 25. Ruslan Ponomarev, 26. Vasily Smyslov, 27. Alexei Shirov, 28. Boris Gelfand, 29. Wolfgang Unzicker, 30. Mark Taimanov.

CheiRank: 1. Bobby Fischer, 2. Alexander Alekhine, 3. Wilhelm Steinitz, 4. Emanuel Lasker, 5. Garry Kasparov, 6. Paul Keres, 7. Mikhail Botvinnik, 8. Jose Raul Capablanca, 9. Magnus Carlsen, 10. Bent Larsen, 11. Boris Spassky, 12. Viswanathan Anand, 13. Vladimir Kramnik, 14. Efim Geller, 15. Samuel Reshevsky, 16. Anatoly Karpov, 17. Mikhail Tal, 18. Viktor Korchnoi, 19. Max Euwe, 20. Veselin Topalov, 21. Gata Kamsky, 22. Tigran Petrosian, 23. David Bronstein, 24. Rustam Kasimdzhanov, 25. Ruslan Ponomarev, 26. Vasily Smyslov, 27. Alexei Shirov, 28. Boris Gelfand, 29. Wolfgang Unzicker, 30. Mark Taimanov.

L8) Ranking of 30 Dow-Jones companies:

PageRank: 1. Microsoft, 2. IBM, 3. The Walt Disney Company, 4. Intel Corporation, 5. Hewlett-Packard, 6. General Electric, 7. McDonald's, 8. Boeing, 9. At&t, 10. Cisco Systems, 11. DuPont, 12. ExxonMobil, 13. Procter & Gamble, 14. Bank of America, 15. Verizon Communications, 16. JPMorgan Chase, 17. American Express, 18. Pfizer, 19. The Coca-Cola Company, 20. American Express, 21. Chevron Corporation, 22. 3M, 23. Merck & Co., 24. The Home Depot, 25. Alcoa, 26. Johnson & Johnson, 27. Kraft Foods, 28. Caterpillar Inc., 29. United Technologies Corporation, 30. The Travelers Companies.

2DRank and CheiRank have the same order: 1. Cisco Systems, 2. The Walt Disney Company, 3. Microsoft, 4. Kraft Foods, 5. IBM, 6. At&t, 7. Hewlett-Packard, 8. Pfizer, 9. Intel Corporation, 10. ExxonMobil, 11. Caterpillar Inc., 12. DuPont, 13. General Electric, 14. American Express, 15. Johnson & Johnson, 16. Boeing, 17. Wal-Mart, 18. Bank of America, 19. Verizon Communications, 20. JPMorgan Chase, 21. Merck & Co., 22. The Coca-Cola Company, 23. 3M, 24. Procter & Gamble, 25. The Home Depot, 26. McDonald's, 27. Alcoa, 28. Chevron Corporation, 29. United Technologies Corporation, 30. The Travelers Companies.

References

1. *Encyclopédie ou dictionnaire raisonné des sciences, des arts et des métiers*, Eds. D. Diderot and J. R. d'Alembert, A.F. Le Breton *et al.* Publ., Paris (1751 - 1772).
2. P. Blom, *Enlightening the world: Encyclopédie, the book that changed the course of history*, Palgrave Macmillan, N. Y., (2005).
3. <http://www.wikipedia.org>
4. <http://download.wikimedia.org/wikipedia/>
5. Encyclopaedia Britannica <http://www.britannica.com/> (2010).
6. J.Giles, *Internet encyclopaedias go head to head*, Nature **438**, 900 (2005).
7. V. Zlatic, M. Bozicevic, H. Stefancic, and M. Domazet, Phys. Rev. E **74**, 016115 (2006).
8. A. Capocci, V.D.P. Servedio, F. Colaiori, L.S. Buriol, D. Donato, S. Leonardi, and G. Caldarelli, Phys. Rev. E **74**, 036116 (2006).
9. L. Muchnik, R. Itzhack, S. Solomon, and Y. Louzon, Phys. Rev. E **76**, 016106 (2007).
10. D.J.Watts and S.H.Strogatz, Nature **393**, 440 (1998).
11. M. E. J. Newman, Proc. Natl. Acad. Sci. USA **98**, 404 (2001).
12. R. Albert, A.-L. Barabási, Rev. Mod. Phys. **74**, 47(2002).
13. S. N. Dorogovtsev and J. F. F. Mendes, *Evolution of networks*, Oxford University Press (Oxford, 2003).
14. A. M. Langville and C. D. Meyer, *Google's PageRank and beyond: the science of search engine rankings*, Princeton University Press (Princeton, 2006).
15. A. D. Chepelienskii, *Towards physical laws for software architecture*, arXiv:1003.5455[cs.SE] (2010).
16. S. Brin and L. Page, Computer Networks and ISDN Systems **30**, 107 (1998).
17. <http://www.scimagojr.com/countryrank.php>
18. <http://www.arwu.org/ARWU2009.jsp>
19. M.H. Hart, *The 100: ranking of the most influential persons in history*, Citadel Press, N.Y. (1992).
20. http://en.wikipedia.org/wiki/Dow_Jones_Industrial_Average
21. D. Donato, L. Laura, S. Leonardi and S. Millozzi, Eur. Phys. J. B **38**, 239 (2004).
22. G. Pandurangan, P. Raghavan and E. Upfal, Internet Math. **3**, 1 (2005).
23. J. Kleinberg, Jour. ACM **46**, 604 (1999).
24. <http://www.quantware.ups-tlse.fr/QWLIB/2drankwikipedia/>
25. F. Bellomi and R. Bonato, *Network analysis for Wikipedia*, Proceedings of Wikimania 2005, The First International Wikimedia Conference, Frankfurt, Germany, <http://www.fran.it/blog/2005/08/network-analysis-for-wikipedia.htm>
26. Y. Ganjisaffar, S. Javanmardi, and C. Lopes, *Review-based Ranking of Wikipedia Articles*, in Proceedings of the International Conference on Computational Aspects of Social Networks, Fontainebleau, France, p.98 (2009).
27. <http://ratings.fide.com/toplist.phtml?list=men>
28. S. Redner, Physics Today **58**, 49 (2005).
29. F. Radicchi, S. Fortunato, B. Markines, and A. Vespignani, Phys. Rev. E **80**, 056103 (2009).
30. H. Zaragoza, H. Rode, P. Mika, J. Atserias, M. Ciaramita and G. Attardi, *Ranking very many typed entities on wikipedia*, in Proc. XVI ACM Int. Conf. Information and Knowledge Management, Lisbon, ISBN:978-1-59593-803-9 (2007)
31. J.L. Borges, *The Library of Babel in Ficciones*, Grove Press, N.Y. (1962).