

# Noisy entanglement evolution for graph states

L. Aolita,<sup>1</sup> D. Cavalcanti,<sup>2</sup> R. Chaves,<sup>3</sup> C. Dhara,<sup>1</sup> L. Davidovich,<sup>3</sup> and A. Acín<sup>1,4,\*</sup>

<sup>1</sup>*ICFO-Institut de Ciències Fotoniques, Mediterranean Technology Park, 08860 Castelldefels (Barcelona), Spain*

<sup>2</sup>*Centre for Quantum Technologies, University of Singapore, Singapore*

<sup>3</sup>*Instituto de Física, Universidade Federal do Rio de Janeiro. Caixa Postal 68528, 21941-972 Rio de Janeiro, RJ, Brasil*

<sup>4</sup>*ICREA-Institució Catalana de Recerca i Estudis Avançats, Lluís Companys 23, 08010 Barcelona, Spain*

A general method for the study of the entanglement evolution of graph states under the action of Pauli was recently proposed in [Cavalcanti, *et al.*, Phys. Rev. Lett. 103, 030502 (2009)]. This method is based on lower and upper bounds on the entanglement of the entire state as a function only of the state of a considerably-smaller subsystem, which undergoes an effective noise process. This provides a huge simplification on the size of the matrices involved in the calculation of entanglement in these systems. In the present paper we elaborate on this method in details and generalize it to other natural situations not described by Pauli maps. Specifically, for Pauli maps we introduce an explicit formula for the characterization of the resulting effective noise. Beyond Pauli maps, we show that the same ideas can be applied to the case of thermal reservoirs at arbitrary temperature. In the latter case, we discuss how to optimize the bounds as a function of the noise strength. We illustrate our ideas with explicit exemplary results for several different graphs and particular decoherence processes. The limitations of the method are also discussed.

PACS numbers: 03.67.-a, 03.67.Mn, 03.65.Yz

## I. INTRODUCTION

Graph states [1] constitute an important family of genuine multiparticle-entangled states with several applications in quantum information. The most popular example of these are arguably the cluster states, which have been identified as a crucial resource for universal measurement-based quantum computation [2, 3]. Other members of this family were also proven to be potential resources, as codewords for quantum error correction [4], to implement secure quantum communication [5], and to simulate some aspects of the entanglement distribution of random states [6]. Moreover, graph states encompass the celebrated Greenberger-Horne-Zeilinger (GHZ) states [7], whose importance ranges from fundamental to applied issues. GHZ states can – for large-dimensional systems – be considered as simple models of the *gedanken* Schrödinger-cat states, are crucial for quantum communication protocols [8], and find applications in quantum metrology [9] and high-precision spectroscopy [10]. All these reasons explain the great deal of effort made both to theoretically understand the features [1], and to generate and coherently manipulate graph states in the laboratory [11].

For the same reasons, it is crucial to unravel the dynamics of graph states in realistic scenarios, where the system is unavoidably exposed to interactions with its environment and/or experimental imperfections. Previous studies on the robustness of graph-state entanglement in the presence of decoherence showed that the disentan-

glement times (*i.e.* the time for which the state becomes separable) increases with the system size [12, 13]. However the disentanglement time on its own is known not to provide in general a faithful figure of merit for the entanglement robustness: although the disentanglement time can grow with the number  $N$  of particles, the amount of entanglement in a given time can decay exponentially with  $N$  [14]. The full dynamical evolution must then be monitored to draw any conclusions on the entanglement robustness.

A big obstacle must be overcome in the study of entanglement robustness in general mixed states: the direct quantification of the entanglement involves optimizations requiring computational resources that increase exponentially with  $N$ . The problem thus becomes in practice intractable even for relatively small system sizes, not to mention the direct assessment of entanglement during the entire noisy dynamics. All in all, some progress has been achieved in the latter direction for some very particular cases: For arbitrarily-large linear-cluster states under collective dephasing, it is possible to calculate the exact value of the geometric measure of entanglement [15] throughout the evolution [16]. Besides, bounds to the relative entropy and the global robustness of entanglement for two-colorable graph states [1] of any size under local dephasing were obtained [17].

In a conceptually different approach, a framework to obtain families of lower and upper bounds to the entanglement evolution of graph, and graph-diagonal, states under decoherence was introduced in Ref. [18]. The bounds are obtained via a calculation that involves only the *boundary subsystem*, composed of the qubits lying at the boundary of the multipartition under scrutiny. This, very often, reduces considerably the size of the matrices

---

\*Electronic address: antonio.acin@icfo.es

involved in the calculation of entanglement. No optimization on the full system's parameter space is required throughout. Another remarkable feature of the method is that it is not limited to a particular entanglement quantifier but applies to all convex (bi-or multi-partite) entanglement measures that do not increase under local operations and classical communication (LOCC). The latter are indeed two rather natural and general requirements [19].

In the case of open-dynamic processes described by Pauli maps, which are defined below, the lower and upper bounds coincide and the method thus allows one to calculate the exact entanglement of the noisy evolving state. Pauli maps encompass popular models of (independent or collective) noise, as depolarization, phase flip, bit flip and bit-phase flip errors, and are defined below. Moreover, one of the varieties of lower bounds is of extremely simple calculation and – despite less tight – depends only on the connectivity of the graph and not on its total size. The latter is a very advantageous property in situations where one wishes to assess the resistance of entanglement with growing system size. For example, the versatility of the formalism has very recently been demonstrated in Ref. [20], where it was applied to demonstrate the robustness of thermal bound entanglement in macroscopic many-body systems of spin-1/2 particles.

In the present paper, we elaborate on the details of the formalism introduced in [18]. For Pauli maps we give an explicit formula for the characterization of the effective noise involved in the calculation of the bounds. Furthermore, we extend the method to the case where each qubit is subjected to the action of independent thermal baths of arbitrary temperature. This is a crucial, realistic type of dynamic process that is not described by Pauli maps. In all cases, we exhaustively compare the different bounds with several concrete examples. Finally, we discuss the main advantages and limitations of our method in comparison with other approaches.

The article is organized as follows:

- Sec. II: here we define the notation, introduce definitions and review basic concepts required in the following sections. In particular, graph and graph-diagonal states are defined in subsection II A and the noise models considered are presented in subsection II B.
- Sec. III: a detailed description of the proposed framework is given in the context of a fully general noise. Families of lower and upper bounds for the entanglement evolution in a chosen partition in terms of that of the boundary subsystem alone under an effective noise are provided.
- Sec. IV: the developed machinery is applied to the case of noises described by arbitrary Pauli maps and diffusion and dissipation with independent thermal reservoirs at any temperature. Exact results for the entanglement decay are obtained

for Pauli maps, whereas optimized bounds are provided in the other cases.

- Sec. V: we first discuss how the method can be extended to other initial states or decoherence processes. In particular, how non-tight lower bounds for the entanglement evolution of *any* initial state subjected to *any* decoherence process can be obtained. Then we comment on the limitations of the method.
- Sec. VI: we conclude the paper with a summary of the results and their physical implications.

## II. BASIC CONCEPTS

In this section, we define graph and graph-diagonal states, introduce the basics of open-system dynamics and the particular noise models used later.

### A. Graph and graph-diagonal states

Graph states are multiqubit quantum states defined from mathematical graphs through the rule described below. First, a mathematical graph  $G_{(\mathcal{V}, \mathcal{C})} \equiv \{\mathcal{V}, \mathcal{C}\}$  is defined by a set  $\mathcal{V}$  of  $N$  vertices, or nodes, and a set  $\mathcal{C}$ , of connections, or edges, connecting each node  $i$  to some other  $j$ . An example of such graph is illustrated in Fig. 1. Each vertex  $i \in \mathcal{V}$  represents a qubit in the associated physical system, and each edge  $\{i, j\} \in \mathcal{C}$  represents a unitary maximally-entangling controlled-Z (CZ) gate,  $CZ_{ij} = |0_i 0_j\rangle\langle 0_i 0_j| + |0_i 1_j\rangle\langle 0_i 1_j| + |1_i 0_j\rangle\langle 1_i 0_j| - |1_i 1_j\rangle\langle 1_i 1_j|$ , between the qubits  $i$  and  $j$  connected through the corresponding edge. The  $N$ -qubit graph state  $|G_{(\mathcal{V}, \mathcal{C})}_0\rangle$  corresponding to graph  $G_{(\mathcal{V}, \mathcal{C})}$  is then operationally defined as follows:

(i) Initialize every qubit  $i$  in the superposition  $|+_i\rangle = \frac{1}{\sqrt{2}}(|0_i\rangle + |1_i\rangle)$ , so that the joint state is in the product state  $|g_{(\mathcal{V})}_0\rangle \equiv \bigotimes_{i \in \mathcal{V}} |+_i\rangle$ .

(ii) Then, for every connection  $\{i, j\} \in \mathcal{C}$  apply the gate  $CZ_{ij}$  to  $|g_{(\mathcal{V})}_0\rangle$ . That is,

$$|G_{(\mathcal{V}, \mathcal{C})}_0\rangle = \bigotimes_{\{i, j\} \in \mathcal{C}} CZ_{ij} |g_{(\mathcal{V})}_0\rangle. \quad (1)$$

Graph state (1) can also be defined in an alternative, non-operational fashion. Associated to each node  $i \in \mathcal{V}$  of a given graph  $G_{(\mathcal{V}, \mathcal{C})}$  we define the operator

$$S_i \equiv X_i \bigotimes_{j \in \mathcal{N}_i} Z_j, \quad (2)$$

with  $X_i$  and  $Z_j$  the usual Pauli operators acting respectively on qubits  $i$  and  $j$ , and where  $\mathcal{N}_i$  denotes the set of neighbours of  $i$ , directly connected to it by an edge  $\{i, j\}$ .

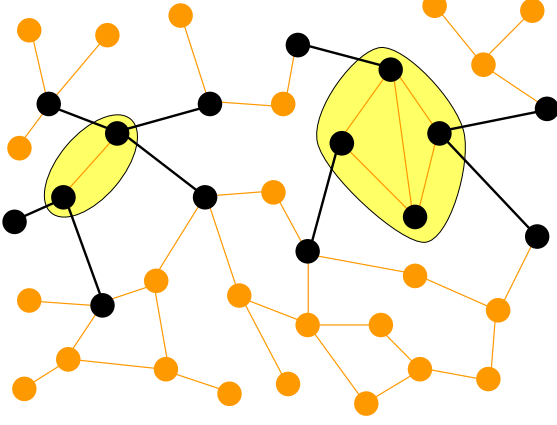


FIG. 1: (Color online.) Mathematical graph associated to a given physical graph state. An exemplary bipartition divides the system into two subparts: the yellow and white regions. The edges in black are the *boundary-crossing edges*  $\mathcal{X}$  and the nodes (also in black) connected by these are the *boundary nodes*  $\mathcal{Y}$ . Together they compose the *boundary sub-graph*  $G(\mathcal{Y}, \mathcal{X})$ . The remaining vertices, painted in orange, constitute the *non-boundary subsystem*.

Operator (2) possess eigenvalues 1 and  $-1$ . It is the  $i$ -th generator of the stabilizer group and is often called for short *stabilizer operator*. All  $N$  stabilizer operators commute and share therefore a common basis of eigenstates. Graph state  $|G_{(\mathcal{V}, \mathcal{C})_0}\rangle$  in turn has the peculiarity of being the unique common eigenstate of eigenvalue  $+1$  [1]. In other words,

$$S_i |G_{(\mathcal{V}, \mathcal{C})_0}\rangle = |G_{(\mathcal{V}, \mathcal{C})_0}\rangle \quad \forall i \in \mathcal{V}.$$

The other  $2^N - 1$  common eigenstates  $|G_{(\mathcal{V}, \mathcal{C})_\nu}\rangle$  are in turn related to (1) by a local unitary operation:

$$|G_{(\mathcal{V}, \mathcal{C})_\nu}\rangle = \bigotimes_{i \in \mathcal{V}} Z_i^{\nu_i} |G_{(\mathcal{V}, \mathcal{C})_0}\rangle = Z^\nu |G_{(\mathcal{V}, \mathcal{C})_0}\rangle, \quad (3)$$

such that  $S_i |G_{(\mathcal{V}, \mathcal{C})_\nu}\rangle = (-1)^{\nu_i} |G_{(\mathcal{V}, \mathcal{C})_\nu}\rangle$ , where  $\nu$  is a multi-index representing the binary string  $\nu \equiv \nu_1 \dots \nu_N$ , with  $\nu_i = 0$  or  $1 \quad \forall i \in \mathcal{V}$ , and where the short-hand notation  $Z^\nu \equiv \bigotimes_{i \in \mathcal{V}} Z_i^{\nu_i}$  has been introduced. Therefore, states (3) possess all exactly the same entanglement properties and, together with  $|G_{(\mathcal{V}, \mathcal{C})_0}\rangle$ , define the complete orthonormal graph-state basis of  $\mathcal{H}$  (corresponding to the graph  $G_{(\mathcal{V}, \mathcal{C})}$ ). Any state  $\rho$  diagonal in such basis is called a *graph-diagonal state*:

$$\rho_{GD} = \sum_{\nu} p_{\nu} |G_{(\mathcal{V}, \mathcal{C})_\nu}\rangle \langle G_{(\mathcal{V}, \mathcal{C})_\nu}|, \quad (4)$$

where  $p_{\nu}$  is any probability distribution. Interestingly, for any graph, any arbitrary  $N$ -qubit state can always be

depolarized by some separable map (defined below) into the form (4) without changing its diagonal elements in the considered graph basis [21].

Two simple identities following from definition (2) will be crucial for our purposes. For every eigenstate  $|G_{(\mathcal{V}, \mathcal{C})_\nu}\rangle$  of  $S_i$ , with eigenvalues  $s_{i\nu} = 1$  or  $-1$

$$\begin{aligned} X_i |G_{(\mathcal{V}, \mathcal{C})_\nu}\rangle &= S_i \otimes \bigotimes_{j \in \mathcal{N}_i} Z_j |G_{(\mathcal{V}, \mathcal{C})_\nu}\rangle \\ &= s_{i\nu} \bigotimes_{j \in \mathcal{N}_i} Z_j |G_{(\mathcal{V}, \mathcal{C})_\nu}\rangle, \end{aligned} \quad (5)$$

where definition (2) was used, and

$$\begin{aligned} Y_i |G_{(\mathcal{V}, \mathcal{C})_\nu}\rangle &= (-i) Z_i \cdot S_i \otimes \bigotimes_{j \in \mathcal{N}_i} Z_j |G_{(\mathcal{V}, \mathcal{C})_\nu}\rangle \\ &= s_{i\nu} (-i) Z_i \otimes \bigotimes_{j \in \mathcal{N}_i} Z_j |G_{(\mathcal{V}, \mathcal{C})_\nu}\rangle. \end{aligned} \quad (6)$$

So, when applied to any pure graph – or mixed graph-diagonal – state, the following operator equivalences hold up to a global phase:

$$X_i \leftrightarrow \bigotimes_{j \in \mathcal{N}_i} Z_j, \quad (7a)$$

$$Y_i \leftrightarrow Z_i \otimes \bigotimes_{j \in \mathcal{N}_i} Z_j. \quad (7b)$$

## B. Open-system dynamics

As we mentioned in Sec. I, our ultimate goal is to study the behavior of graph state entanglement in realistic dynamic scenarios where the system evolves during a time interval  $t$  according to a generic physical process, which can include decoherence. This process can always be represented by a completely-positive trace-preserving map  $\Lambda$ , that maps any initial state  $\rho$  to the evolved one after a time  $t$ ,  $\rho_t \equiv \Lambda(\rho)$ . In turn, for every such  $\Lambda$ , there always exists a maximum of  $D^2$  ( $D = \dim(\mathcal{H})$ ) operators  $K_\mu$  such that the map is expressed in a Kraus form [22].

$$\rho_t \equiv \Lambda(\rho) = \sum_{\mu} K_\mu \rho K_\mu^\dagger. \quad (8)$$

Operators  $K_\mu$  are called the Kraus operators, and decompose the identity operator  $\mathbf{1}$  of  $\mathcal{H}$  in the following manner:  $\sum_{\mu} K_\mu^\dagger K_\mu = \mathbf{1}$ . Conversely, the Kraus representation encapsulates all possible physical dynamics of the system. That is, any map expressible as in (8) is automatically completely-positive and trace-preserving. For our case of interest –  $N$ -qubit systems –, index  $\mu$  runs from 0 to  $(2^N)^2 - 1 = 4^N - 1$ . For later convenience, we will represent it in base 4, decomposing it as the following multi-index:  $\mu \equiv \mu_1 \dots \mu_N$ , with  $\mu_i = 0, 1, 2$ , or  $3 \quad \forall i \in \mathcal{V}$ .

We call  $\Lambda$  a separable map with respect to some multipartition of the system if each and all of its Kraus

operators factorize as tensor products of local operators each one with support on only one of the subparts. For example, if we split the qubits associated to the graph shown in Fig. 1 into a set  $\mathcal{Y}$  of *boundary qubits* (in black) and its complement  $\bar{\mathcal{Y}} \equiv \mathcal{V}/\mathcal{Y}$  of *non-boundary qubits* (in green),  $\Lambda$  is separable with respect to this partitioning if  $K_\mu \equiv K_{\mathcal{Y}_\mu} \otimes K_{\bar{\mathcal{Y}}_\mu}$ , with  $K_{\mathcal{Y}_\mu}$  and  $K_{\bar{\mathcal{Y}}_\mu}$  operators acting non-trivially only on the Hilbert spaces of the boundary and non-boundary qubits, respectively. By definition, a separable map cannot increase the entanglement in the considered multipartition.

In turn, we call  $\Lambda$  an *independent map* with respect to some multipartition of the system if it can be factorized as the composition (tensor product) of individual maps acting independently on each subpart. Otherwise, we say that  $\Lambda$  is a *collective map*. Examples of *fully independent maps* are those in which each qubit  $i$  is independently subject to its own local noise channel  $\mathcal{E}_i$ . By the term *independent map* without explicit mention to any respective multipartition we will refer throughout to fully independent maps. In this case, the global map  $\Lambda$  factorizes completely:

$$\Lambda(\rho) = \mathcal{E}_1 \otimes \mathcal{E}_2 \otimes \dots \otimes \mathcal{E}_N(\rho). \quad (9)$$

It is important to notice that all independent maps are necessarily separable but a general separable map does not need to be factorable as in (9) and can therefore be both, either individual or collective.

### 1. Pauli maps

A crucial family of fully separable maps is that of the *Pauli maps*, for which every Kraus operator is proportional to a product of individual Pauli and identity operators acting on each qubit. That is,  $K_\mu \equiv \sqrt{P_{(\mu_1, \dots, \mu_N)}} \sigma_{1\mu_1} \otimes \dots \otimes \sigma_{N\mu_N} \equiv \sqrt{P_\mu} \sigma_\mu$ , with  $\sigma_{i0} = \mathbf{1}_i$  (the identity operator on qubit  $i$ ),  $\sigma_{i1} = X_i$ ,  $\sigma_{i2} = Y_i$ , and  $\sigma_{i3} = Z_i$ , and  $P_{(\mu_1, \dots, \mu_N)} \equiv P_\mu$  any probability distribution. Popular instances are the (collective or independent) depolarization and dephasing (also called phase damping, or phase-flip) maps, and the (individual) bit-flip and bit-phase-flip channels [22]. For example, the independent depolarizing (D) channel describes the situation in which the qubit remains untouched with probability  $1 - p$ , or is depolarized - meaning that it is taken to the maximally mixed state (white noise) - with probability  $p$ . It is characterized by the fully-factorable probability  $P_\mu = p_{1\mu_1} \times \dots \times p_{N\mu_N}$ , with  $p_{i0} = 1 - p$  and  $p_{i1} = p_{i2} = p_{i3} = p/3$ ,  $\forall i \in \mathcal{V}$ . The independent phase damping (PD) channel in turn induces the complete loss of quantum coherence with probability  $p$ , but without any energy (population) exchange. It is also given by a fully-factorable probability with  $p_{i0} = 1 - p/2$ ,  $p_{i1} = 0 = p_{i2}$ , and  $p_{i3} = p/2$ ,  $\forall i \in \mathcal{V}$ .

For later convenience, we finally recall that each Pauli operator  $\sigma_{i\mu_i}$  can be written in the following way

(also called the *chord representation* [28]):  $T_{i(u_i, v_i)} \equiv Z_i^{v_i} X_i^{u_i}$ , with  $u_i$  and  $v_i = 0$ , or 1. Indeed, notice that  $\sigma_{i2v_i + |v_i + u_i|_2} = T_{i(u_i, v_i)}$  (up to an irrelevant phase factor for  $u_i = 1 = v_i$ ), where “ $| \cdot |_2$ ” stands for modulo 2. In this representation, the Kraus decomposition of the above-considered general Pauli map has the following Kraus operators:  $K_{C(U, V)} \equiv \sqrt{P_{C(U, V)}} T_{1(u_1, v_1)} \otimes \dots \otimes T_{N(u_N, v_N)} \equiv \sqrt{P_{C(U, V)}} T_{(U, V)}$ , where  $U \equiv (u_1, \dots, u_N)$  and  $V \equiv (v_1, \dots, v_N)$ . The probability  $P_{C(U, V)} \equiv P_{C(u_1, v_1, \dots, u_N, v_N)}$  in turn is related to the original  $P_\mu$  by  $P_{C(u_1, v_1, \dots, u_N, v_N)} \equiv P_{(2v_1 + |v_1 + u_1|_2, \dots, 2v_N + |v_N + u_N|_2)}$ .

### 2. The thermal bath case

An important example of a non-Pauli, independent map is the generalized amplitude-damping channel (GAD) [22]. It represents energy diffusion and dissipation with a thermal bath into which each qubit is individually immersed. Its Kraus representation is

$$K_{i\mu_i=0} \equiv \sqrt{\frac{\bar{n}+1}{2\bar{n}+1}} (|0_i\rangle\langle 0_i| + \sqrt{1-p}|1_i\rangle\langle 1_i|), \quad (10a)$$

$$K_{i\mu_i=1} \equiv \sqrt{\frac{\bar{n}+1}{2\bar{n}+1}} p|0_i\rangle\langle 1_i|, \quad (10b)$$

$$K_{i\mu_i=2} \equiv \sqrt{\frac{\bar{n}}{2\bar{n}+1}} (\sqrt{1-p}|0_i\rangle\langle 0_i| + |1_i\rangle\langle 1_i|), \quad (10c)$$

and

$$K_{i\mu_i=3} \equiv \sqrt{\frac{\bar{n}}{2\bar{n}+1}} p|1_i\rangle\langle 0_i|. \quad (10d)$$

Here  $\bar{n}$  is the average number of quanta in the thermal bath,  $p \equiv p(t) \equiv 1 - e^{-\frac{1}{2}\gamma(2\bar{n}+1)t}$  is the probability of the qubit exchanging a quantum with the bath after a time  $t$ , and  $\gamma$  is the zero-temperature dissipation rate. Channel GAD is actually the extension to finite temperature of the purely dissipative amplitude damping (AD) channel, which is obtained from GAD in the zero-temperature limit  $\bar{n} = 0$ . In the opposite extreme, the purely diffusive case is obtained from GAD in the composite limit  $\bar{n} \rightarrow \infty$ ,  $\gamma \rightarrow 0$ , and  $\bar{n}\gamma = \Gamma$ , where  $\Gamma$  is the diffusion constant. Note that in the purely-diffusive limit channel GAD becomes a Pauli channel, with defining individual probabilities  $p_{i0} = \frac{1}{2}(1 - p/2 + \sqrt{1-p})$ ,  $p_{i1} = \frac{p}{4} = p_{i2}$ , and  $p_{i3} = \frac{1}{2}(1 - p/2 - \sqrt{1-p})$ ,  $\forall i \in \mathcal{V}$ .

Finally, the probability  $p$  in channels D, PD and GAD above can be interpreted as a convenient parametrization of time, where  $p = 0$  refers to the initial time 0 and  $p = 1$  refers to the asymptotic  $t \rightarrow \infty$  limit.

## III. EVOLUTION OF GRAPH-STATE ENTANGLEMENT UNDER GENERIC NOISE

As mentioned before, the direct calculation of the entanglement in arbitrary mixed states is a task exponen-

tially hard in the system's size [19]. In this section, we elaborate in detail a formalism that dramatically simplifies this task for graph – or graph-diagonal – states undergoing a noisy evolution in a fully general context. Along the way, we also describe carefully which requirements an arbitrary noisy map has to satisfy so that the formalism can be applied.

### A. The general idea

Consider a system initially in graph state (1) that evolves during a time  $t$  according to the general map (8) towards the evolved state

$$\rho_t \equiv \Lambda(|G_{(\mathcal{V}, \mathcal{C})_0}\rangle) = \sum_{\mu} K_{\mu} |G_{(\mathcal{V}, \mathcal{C})_0}\rangle \langle G_{(\mathcal{V}, \mathcal{C})_0}| K_{\mu}^{\dagger}. \quad (11)$$

We would like to follow the entanglement  $E(\rho_t)$  of  $\rho_t$  during its entire evolution. Here,  $E$  is any convex entanglement monotone [19] that quantifies the entanglement content in some given multi-partition of the system. An example of such multi-partition is displayed in Fig. 1, where the associated graph is split into two subsets, painted respectively in yellow and white in the figure. The edges that connect vertices at different subsets are called the *boundary-crossing edges* and are painted in black in the figure. We call the set of all the boundary-crossing edges  $\mathcal{X} \subseteq \mathcal{C}$ , and its complement  $\bar{\mathcal{X}} \equiv \mathcal{C} \setminus \mathcal{X}$  the set of all non-boundary-crossing edges. All the qubits associated to vertices connected by any edge in  $\mathcal{X}$  constitute the set  $\mathcal{Y} \subseteq \mathcal{V}$  of *boundary qubits* (or *boundary subsystem*), and its complement  $\bar{\mathcal{Y}} \equiv \mathcal{V} \setminus \mathcal{Y}$  is the non-boundary qubit set. We refer to  $G_{(\mathcal{Y}, \mathcal{X})}$  as the *boundary sub-graph*.

We can use this classification and the operational definition (1) to write the initial graph state as

$$|G_{(\mathcal{V}, \mathcal{C})_0}\rangle = \bigotimes_{\{i, j\} \in \bar{\mathcal{X}}} CZ_{ij} |G_{(\mathcal{Y}, \mathcal{X})_0}\rangle \otimes |g_{(\bar{\mathcal{Y}})_0}\rangle, \quad (12)$$

where  $|g_{(\bar{\mathcal{Y}})_0}\rangle \equiv \bigotimes_{i \in \bar{\mathcal{Y}}} |+_i\rangle$ . In other words, we explicitly factor out all the  $CZ$  gates corresponding to non-boundary qubits.

Consider now the application of some Kraus operator  $K_{\mu}$  of a general map on graph state (12):  $K_{\mu} \bigotimes_{\{i, j\} \in \bar{\mathcal{X}}} CZ_{ij} |G_{(\mathcal{Y}, \mathcal{X})_0}\rangle \otimes |g_{(\bar{\mathcal{Y}})_0}\rangle$ . The latter can always be written as  $\bigotimes_{\{i, j\} \in \bar{\mathcal{X}}} CZ_{ij} \tilde{K}_{\mu} |G_{(\mathcal{Y}, \mathcal{X})_0}\rangle \otimes |g_{(\bar{\mathcal{Y}})_0}\rangle$ , with

$$\tilde{K}_{\mu} = \bigotimes_{\{i, j\} \in \bar{\mathcal{X}}} CZ_{ij} K_{\mu} \bigotimes_{\{i', j'\} \in \bar{\mathcal{X}}} CZ_{i'j'}, \quad \forall \mu, \quad (13)$$

Now, consider every map  $\Lambda$  such that transformation rule (13) yields, for each and all of its Kraus operators, modified Kraus operators of the form

$$\tilde{K}_{\mu} = \tilde{K}_{\mathcal{Y}\gamma} \otimes \tilde{K}_{\bar{\mathcal{Y}}\omega}, \quad (14)$$

where  $\tilde{K}_{\mathcal{Y}\gamma}$  and  $\tilde{K}_{\bar{\mathcal{Y}}\omega}$  are normalized (modified) Kraus operators acting non-trivially only on the boundary and non-boundary qubits, respectively, and  $\gamma = \{\mu_i, i \in \mathcal{Y}\}$  and  $\omega = \{\mu_i, i \in \bar{\mathcal{Y}}\}$  are multi-indices labeling respectively the alternatives for the boundary and non-boundary subsystems. The modified map  $\tilde{\Lambda}$ , composed of Kraus operators  $\tilde{K}_{\mu}$  is then clearly bi-separable with respect to the bi-partition “boundary / non-boundary”. For all such maps the calculation of  $E(\rho_t)$  can be drastically simplified, as we see in what follows.

In these cases, the evolved state (11) can be written as

$$\rho_t \equiv \Lambda(|G_{(\mathcal{V}, \mathcal{C})_0}\rangle) = \bigotimes_{\{i, j\} \in \bar{\mathcal{X}}} CZ_{ij} \tilde{\rho}_t \bigotimes_{\{k, l\} \in \bar{\mathcal{X}}} CZ_{kl}. \quad (15)$$

with

$$\begin{aligned} \tilde{\rho}_t &= \tilde{\Lambda}(|G_{(\mathcal{Y}, \mathcal{X})_0}\rangle \otimes |g_{(\bar{\mathcal{Y}})_0}\rangle) = \sum_{\mu} \tilde{K}_{\mathcal{Y}\gamma(\mu)} |G_{(\mathcal{Y}, \mathcal{X})_0}\rangle \langle G_{(\mathcal{Y}, \mathcal{X})_0}| \tilde{K}_{\mathcal{Y}\gamma(\mu)}^{\dagger} \otimes \tilde{K}_{\bar{\mathcal{Y}}\omega(\mu)} |g_{(\bar{\mathcal{Y}})_0}\rangle \langle g_{(\bar{\mathcal{Y}})_0}| \tilde{K}_{\bar{\mathcal{Y}}\omega(\mu)}^{\dagger} \\ &= \sum_{\omega} \tilde{K}_{\bar{\mathcal{Y}}\omega} |g_{(\bar{\mathcal{Y}})_0}\rangle \langle g_{(\bar{\mathcal{Y}})_0}| \tilde{K}_{\bar{\mathcal{Y}}\omega}^{\dagger} \otimes \sum_{\gamma} \tilde{K}_{\mathcal{Y}\gamma} |G_{(\mathcal{Y}, \mathcal{X})_0}\rangle \langle G_{(\mathcal{Y}, \mathcal{X})_0}| \tilde{K}_{\mathcal{Y}\gamma}^{\dagger}, \end{aligned} \quad (16)$$

where  $\tilde{K}_{\mathcal{Y}(\gamma|\omega)}$  is the  $\gamma$ -th modified Kraus operator on the boundary subsystem given that  $\tilde{K}_{\bar{\mathcal{Y}}\omega}$  has been applied to the non-boundary one. Recall that both  $\gamma \equiv \gamma(\mu)$  and  $\omega \equiv \omega(\mu)$  come from the same single multi-index  $\mu$  and are therefore in general not independent of one another. In the second equality of (16) we have chosen to treat  $\omega$

as an independent variable for the summation and make  $\gamma$  explicitly depend on  $\omega$ . This can always be done and will be convenient for our purposes.

The crucial observation now is that the  $CZ$  operators explicitly factored out in the evolved state (15) correspond to non-boundary-crossing edges. Thus, they act

as *local unitary operations* with respect to the multi-partition of interest. For this reason, and since local unitary operations do not change the entanglement content of any state, the equivalence

$$E(\rho_t) = E(\tilde{\rho}_t) \quad (17)$$

holds.

In the forthcoming subsections we see how, by exploiting this equivalence in different noise scenarios, the computational effort required for a reliable estimation (and in some cases, an exact calculation) of  $E(\rho_t)$  can be considerably reduced. The main idea behind this reduction lies on the fact that, whereas in the general expression (11) the entanglement can be distributed among all particles in the graph, in state (16) the boundary and non-boundary subsystems are explicitly in a separable state. All the entanglement in the multi-partition of interest is therefore localized exclusively in the boundary subgraph. The situation is graphically represented in Fig. 2, where the same graph as in Fig. 1 is plotted but with all its non-boundary-crossing edges erased.

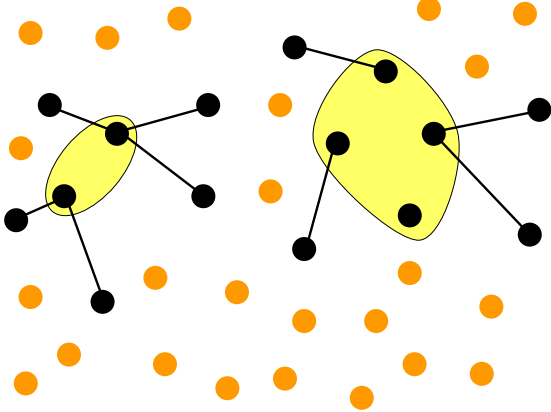


FIG. 2: (Colour online.) Same graph as in Fig. 1 but where all non-boundary-crossing edges have been erased, representing the fact that the boundary and non-boundary subsystems are fully unentangled. The entanglement in the whole system is obtained via a calculation involving only the smaller boundary subsystem.

More precisely, the general approach consists of obtaining lower and upper bounds on  $E(\rho_t)$  by bounding the entanglement of state (16) from above and below as explained in what follows.

### 1. Lower bounds to the entanglement evolution

The property of LOCC monotonicity of  $E$ , which means that the average entanglement cannot grow during an LOCC process [27], allows us to derive lower-bounds on  $E(\tilde{\rho}_t)$ . The ones we consider can be obtained by the following generic procedure:

- (i) after bringing the studied state into the form (16), apply some local general measurement  $M = \{M_{\omega'}\}$ , with measurement elements  $M_{\omega}$ , on the non-boundary subsystem  $\bar{\mathcal{Y}}$ ;
- (ii) for each measurement outcome  $\omega$  trace out the measured non-boundary subsystem, and finally
- (iii) calculate the mean entanglement in the resulting state of the boundary subsystem  $\mathcal{Y}$ , averaged over all outcomes  $\omega$ .

Since this procedure constitutes an LOCC with respect to the multipartition under scrutiny, the latter average entanglement can only be smaller than, or equal to, that of the initial state, *i.e.* :

$$E(\rho_t) = E(\tilde{\rho}_t) \geq \sum_{\omega} P_{\omega} E\left(\sum_{\omega'} \frac{1}{P_{\omega}} \langle g_{(\bar{\mathcal{Y}})_0} | \tilde{K}_{\bar{\mathcal{Y}}\omega'}^{\dagger} M_{\omega'}^{\dagger} \cdot M_{\omega} \tilde{K}_{\bar{\mathcal{Y}}\omega'} | g_{(\bar{\mathcal{Y}})_0} \rangle \sum_{\gamma} \tilde{K}_{\mathcal{Y}(\gamma|\omega')} | G_{(\mathcal{Y},\mathcal{X})_0} \rangle \langle G_{(\mathcal{Y},\mathcal{X})_0} | \tilde{K}_{\mathcal{Y}(\gamma|\omega')}^{\dagger} \right). \quad (18)$$

with  $P_{\omega} \equiv \sum_{\omega'} \langle g_{(\bar{\mathcal{Y}})_0} | \tilde{K}_{\bar{\mathcal{Y}}\omega'}^{\dagger} M_{\omega'}^{\dagger} \cdot M_{\omega} \tilde{K}_{\bar{\mathcal{Y}}\omega'} | g_{(\bar{\mathcal{Y}})_0} \rangle$  being the probability of outcome  $\omega$ .

Notice that if the states  $\{\tilde{K}_{\bar{\mathcal{Y}}\omega'} | g_{(\bar{\mathcal{Y}})_0} \rangle\}$  of the non-boundary subsystem happen to be or-

thogonal, then there exists an optimal measurement  $M = \{M_\omega \equiv \frac{\tilde{K}_{\bar{\mathcal{Y}}\omega}|g_{(\bar{\mathcal{Y}})_0}\rangle\langle g_{(\bar{\mathcal{Y}})_0}|\tilde{K}_{\bar{\mathcal{Y}}\omega}^\dagger}{\langle g_{(\bar{\mathcal{Y}})_0}|\tilde{K}_{\bar{\mathcal{Y}}\omega}^\dagger\tilde{K}_{\bar{\mathcal{Y}}\omega}|g_{(\bar{\mathcal{Y}})_0}\rangle}\}$  that can distinguish them unambiguously, so that  $\langle g_{(\bar{\mathcal{Y}})_0}|\tilde{K}_{\bar{\mathcal{Y}}\omega}^\dagger M_\omega^\dagger M_\omega \tilde{K}_{\bar{\mathcal{Y}}\omega}|g_{(\bar{\mathcal{Y}})_0}\rangle = \delta_{\omega,\omega'} \times \langle g_{(\bar{\mathcal{Y}})_0}|\tilde{K}_{\bar{\mathcal{Y}}\omega}^\dagger \tilde{K}_{\bar{\mathcal{Y}}\omega}|g_{(\bar{\mathcal{Y}})_0}\rangle$  and  $P_\omega = \langle g_{(\bar{\mathcal{Y}})_0}|\tilde{K}_{\bar{\mathcal{Y}}\omega}^\dagger \tilde{K}_{\bar{\mathcal{Y}}\omega}|g_{(\bar{\mathcal{Y}})_0}\rangle$ . In these cases an optimal lower bound is achieved as (constant normalization factors omitted again)

$$\sum_\omega P_\omega E\left(\sum_\gamma \tilde{K}_{\mathcal{Y}(\gamma|\omega)}|G_{(\mathcal{Y},\mathcal{X})_0}\rangle\langle G_{(\mathcal{Y},\mathcal{X})_0}|\tilde{K}_{\mathcal{Y}(\gamma|\omega)}^\dagger\right). \quad (19)$$

Full distinguishability of the states in the non-boundary subsystem allows to reduce the mixing in the remaining boundary subsystem. In other words, the measurement outcome  $\omega$  works as a perfect *flag* that marks which subensemble of states of the boundary subsystem, from all those present in mixture (16), corresponds indeed to the obtained outcome.

In the opposite extreme, when states  $\{\tilde{K}_{\bar{\mathcal{Y}}\omega'}|g_{(\bar{\mathcal{Y}})_0}\rangle\}$  are all equal, no flagging information can be obtained via any measurement. In this case, the resulting bound is always equal to that obtained had we not made any measurement at all, but just directly taken the partial trace over  $\bar{\mathcal{Y}}$  from (16):

$$E(\rho_t) \geq E\left(\frac{1}{2^{|\bar{\mathcal{Y}}|}} \sum_{\omega,\gamma} \tilde{K}_{\mathcal{Y}(\gamma|\omega)}|G_{(\mathcal{Y},\mathcal{X})_0}\rangle\langle G_{(\mathcal{Y},\mathcal{X})_0}|\tilde{K}_{\mathcal{Y}(\gamma|\omega)}^\dagger\right). \quad (20)$$

where, once again,  $P_\omega = \langle g_{(\bar{\mathcal{Y}})_0}|\tilde{K}_{\bar{\mathcal{Y}}\omega}^\dagger \tilde{K}_{\bar{\mathcal{Y}}\omega}|g_{(\bar{\mathcal{Y}})_0}\rangle$ . In each term of the last summation the boundary and non-boundary subsystems inside the brackets are in a *product state*. Therefore, as for what the multi-partition of interest concerns, the non-boundary subsystem works as a locally-added ancilla (in a state  $\frac{1}{P_\omega} \tilde{K}_{\bar{\mathcal{Y}}\omega}|g_{(\bar{\mathcal{Y}})_0}\rangle\langle g_{(\bar{\mathcal{Y}})_0}|\tilde{K}_{\bar{\mathcal{Y}}\omega}^\dagger$ ) and consequently does not have any influence on the amount of entanglement. This leads to the generic upper bound

$$\sum_\omega P_\omega E\left(\sum_\gamma \tilde{K}_{\mathcal{Y}(\gamma|\omega)}|G_{(\mathcal{Y},\mathcal{X})_0}\rangle\langle G_{(\mathcal{Y},\mathcal{X})_0}|\tilde{K}_{\mathcal{Y}(\gamma|\omega)}^\dagger\right). \quad (22)$$

where  $|\bar{\mathcal{Y}}|$  stands for the number of non-boundary qubits and full mixing over variable  $\omega$  takes place now.

Henceforth we refer to lower bound (20) as the *lowest lower bound* (LLB). As its name suggests, its tightness is far from the optimal one given by (19). However, as we will see in the forthcoming subsections, due to the partial tracing, it typically does not depend on the total system's size but just on the boundary subsystem's.

This constitutes an appealing, useful property, for it allows one to draw generic conclusions about the robustness of entanglement in certain partitions of graph states, irrespective of their number of constituent particles (see examples below).

## 2. Upper bounds to the entanglement evolution

On the other hand, we consider upper-bounds on  $E(\rho_t)$  based on the property of convexity of  $E$ , which essentially means that the entanglement of the convex sum is lower than, or equal to, the convex sum of the entanglements [19]. From (16), the latter implies that

$$E(\rho_t) = E(\tilde{\rho}_t) \leq \sum_\omega P_\omega E\left(\frac{1}{P_\omega} \tilde{K}_{\bar{\mathcal{Y}}\omega}|g_{(\bar{\mathcal{Y}})_0}\rangle\langle g_{(\bar{\mathcal{Y}})_0}|\tilde{K}_{\bar{\mathcal{Y}}\omega}^\dagger \otimes \sum_\gamma \tilde{K}_{\mathcal{Y}(\gamma|\omega)}|G_{(\mathcal{Y},\mathcal{X})_0}\rangle\langle G_{(\mathcal{Y},\mathcal{X})_0}|\tilde{K}_{\mathcal{Y}(\gamma|\omega)}^\dagger\right), \quad (21)$$

## 3. Exact entanglement

Notice that upper bound (22) and optimal lower bound (19) coincide. This means that, in the above-mentioned case when states  $\{\tilde{K}_{\bar{\mathcal{Y}}\omega}|g_{(\bar{\mathcal{Y}})_0}\rangle\}$  are orthogonal, these coincident bounds yield actually the exact value of  $E(\rho_t)$ :

$$E(\rho_t) = \sum_\omega P_\omega E\left(\sum_\gamma \tilde{K}_{\mathcal{Y}(\gamma|\omega)}|G_{(\mathcal{Y},\mathcal{X})_0}\rangle\langle G_{(\mathcal{Y},\mathcal{X})_0}|\tilde{K}_{\mathcal{Y}(\gamma|\omega)}^\dagger\right). \quad (23)$$

Expression (23) is still not an analytic closed formula for the exact entanglement of  $\rho_t$ , but reduces its calculation to that of the average entanglement over an ensemble of states of the boundary subsystem alone. More in detail, a brute-force calculation of  $E(\rho_t)$  would require

in general a convex optimization over the entire  $(2^N)^2$ -complex-parameter space. Through Eq. (23) in turn such calculation is reduced to that of the average entanglement over a sample of  $2^{|\bar{\mathcal{V}}|}$  states (one for each  $\omega$ ) of  $|\mathcal{V}|$  qubits, being  $|\mathcal{V}|$  the number of boundary qubits. The latter involves at most  $2^{|\bar{\mathcal{V}}|}$  independent optimizations over a  $(2^{|\mathcal{V}|})^2$ -complex-parameter space. This, from the point of view of computational memory required, accounts for a reduction of resources by a factor of  $(2^{|\bar{\mathcal{V}}|})^2$ . Alternatively, when computational memory is not a major restriction – for example if large classical-computer clusters are at hand –, one can take advantage of the fact that the  $|\bar{\mathcal{V}}|$  required optimizations in (23) are independent and therefore the calculation comes readily perfectly-suited for parallel computing. In this case, it is in the required computational time where an  $|\bar{\mathcal{V}}|$ -exponentially large speed-up is gained.

In the cases where states  $\{\tilde{K}_{\bar{\mathcal{Y}}\omega}|g_{(\bar{\mathcal{Y}})_0}\rangle\}$  are not orthogonal and the upper and lower bounds do not coincide, expressions (22) and (18) still yield highly non-trivial upper and lower bounds, respectively, as we discuss in Sec. IV B.

Finally, it is important to stress that all the bounds derived here are general in the sense that they hold for any function fulfilling the *fundamental properties of convexity and monotonicity under LOCC processes*. This class includes genuine multipartite entanglement measures, as well as several quantities designed to quantify the usefulness of quantum states in the fulfillment of some given task for quantum-information processing or communication [19].

#### IV. GRAPH STATES UNDER PAULI MAPS OR THERMAL RESERVOIRS

In the present section we apply the ideas of the previous section to some important concrete examples of noise processes. This shows how the method is helpful in the entanglement calculation for systems in natural dynamics physical scenarios. We first discuss the case of Pauli maps and then the generalized amplitude damping channel (thermal reservoir). Explicit calculations for noisy graph states composed of up to fourteen qubits are presented as examples.

##### A. Pauli maps on graph states

Pauli maps defined in Sec. II B provide the most important and general subfamily of noise types for which expression (23) for the exact entanglement of the evolved state applies. In this case, every  $X_i$  or  $Y_i$  Pauli matrix in the map's Kraus operators is systematically substituted by products of  $Z_i$  and  $\mathbf{1}_i$  according to rules (7). The resulting map  $\tilde{\Lambda}$  defined in this way automatically

commutes with any  $CZ$  gate and is fully separable, so that condition (14) is trivially satisfied. Since for every qubit in the system four orthogonal single qubit operators are mapped into products of just two, several different Kraus operators of the original map contribute to the same Kraus operator of the modified one. This allows us to simplify the notation going from indices  $\mu_i$ , which run over 4 possible values each, to modified indices  $\tilde{\mu}_i$  having only two different alternatives. In fact, the original operators  $K_\mu$  give rise to only  $2^N$  modified ones of the form

$$\tilde{K}_{\tilde{\mu}} = \sqrt{\tilde{P}_{\tilde{\mu}}} Z_1^{\tilde{\mu}_1} \otimes Z_2^{\tilde{\mu}_2} \otimes \dots \otimes Z_N^{\tilde{\mu}_N} \equiv \sqrt{\tilde{P}_{\tilde{\mu}}} Z^{\tilde{\mu}} \quad (24)$$

where multi-index  $\tilde{\mu}$  stands for the binary string  $\tilde{\mu} = \tilde{\mu}_1 \dots \tilde{\mu}_N$ , with  $\mu_i = 0$  or  $1$ ,  $\forall i \in \mathcal{V}$ . Probability  $\tilde{P}_{\tilde{\mu}}$  is given simply by the summation of all  $P_\mu$  in the original Pauli map over all the different events  $\mu$  for which  $\sigma_\mu$  yields – via rules (7) – the same modified operator  $Z^{\tilde{\mu}}$  in (24).

To compute the latter modified probability we move to the chord notation [28], mentioned at the end of Sec. II B 1. Indeed, under transformation (7), we have that  $T_{i(u_i, v_i)} \rightarrow Z_i^{v_{i1}} \otimes \bigotimes_{j \in \mathcal{N}_i} Z_j^{u_j}$ , so that  $T_{(U, V)} \equiv T_{1(u_1, v_1)} \otimes \dots \otimes T_{N(u_N, v_N)} \rightarrow Z_1^{v_1 + \sum_{j \in \mathcal{N}_1} u_j} \otimes \dots \otimes Z_N^{v_N + \sum_{j \in \mathcal{N}_N} u_j}$ . The latter coincides with  $Z^{\tilde{\mu}}$  every time  $\tilde{\mu}_i = |v_i + \sum_{j \in \mathcal{N}_i} u_j|_2$ ,  $\forall i \in \mathcal{V}$ . Thus, in this representation, the modified probability  $\tilde{P}_{\tilde{\mu}}$  is obtained from the defining probability  $P_{C(U, V)}$  in the original map by the explicit formula

$$\tilde{P}_{\tilde{\mu}} \equiv \sum_U P_{C(u_1, |\tilde{\mu}_1 - \sum_{j \in \mathcal{N}_1} u_j|_2, \dots, u_N, |\tilde{\mu}_N - \sum_{j \in \mathcal{N}_N} u_j|_2)}. \quad (25)$$

The modified Kraus operators (24) in turn are fully separable, thus trivially satisfying factorization condition (14). We can express them as  $\tilde{K}_{\tilde{\mu}} = \tilde{K}_{\tilde{\mathcal{Y}}\tilde{\omega}} \equiv \tilde{K}_{\tilde{\mathcal{Y}}\tilde{\omega}}$ , with

$$\tilde{K}_{\tilde{\mathcal{Y}}\tilde{\omega}} \equiv \tilde{K}_{\mathcal{Y}(\tilde{\gamma}|\tilde{\omega})} = \sqrt{\tilde{P}_{(\tilde{\gamma}|\tilde{\omega})}} Z^{\tilde{\gamma}} \text{ and } \tilde{K}_{\tilde{\mathcal{Y}}\tilde{\omega}} = \sqrt{\tilde{P}_{\tilde{\omega}}} Z^{\tilde{\omega}}. \quad (26)$$

The new multi-indices are  $\tilde{\gamma} = \{\tilde{\mu}_i, i \in \mathcal{V}\}$  and  $\tilde{\omega} = \{\tilde{\mu}_i, i \in \bar{\mathcal{V}}\}$ , and the corresponding probabilities satisfy  $\tilde{P}_{(\tilde{\gamma}|\tilde{\omega})} \tilde{P}_{\tilde{\omega}} \equiv \tilde{P}_{\tilde{\mu}}$ .

The states  $\{\tilde{K}_{\tilde{\mathcal{Y}}\tilde{\omega}}|g_{(\bar{\mathcal{Y}})_0}\rangle = \sqrt{\tilde{P}_{\tilde{\omega}}} Z^{\tilde{\omega}'}|+_i\rangle = \sqrt{\tilde{P}_{\tilde{\omega}'}} \bigotimes_{i \in \bar{\mathcal{Y}}} \frac{1}{\sqrt{2}}(|0_i\rangle + (-1)^{\tilde{\mu}_i}|1_i\rangle) \equiv \sqrt{\tilde{P}_{\tilde{\omega}'}} |g_{(\bar{\mathcal{Y}})_{\tilde{\omega}'}}\rangle\}$  are trivially checked to be all orthogonal. Thus, they provide perfect flags that mark each sub-ensemble in the boundary subsystem's ensemble. The perfect flags are revealed by local measurements on the non-boundary qubits in the product basis  $\{|g_{(\bar{\mathcal{Y}})_{\tilde{\omega}'}}\rangle\}$ . Therefore, for Pauli maps the exact entanglement  $E(\rho_t)$  can be calculated by expression (23), which, in terms of binary indeces  $\tilde{\gamma}$  and  $\tilde{\omega}$ , and using graph-state relationship (3), can be finally expressed as

$$E(\rho_t) = \sum_{\tilde{\omega}} \tilde{P}_{\tilde{\omega}} E\left(\sum_{\tilde{\gamma}} \tilde{P}_{(\tilde{\gamma}|\tilde{\omega})} |G_{(\mathcal{Y}, \mathcal{X})_{\tilde{\gamma}}}\rangle \langle G_{(\mathcal{Y}, \mathcal{X})_{\tilde{\gamma}}}|\right), \quad (27)$$

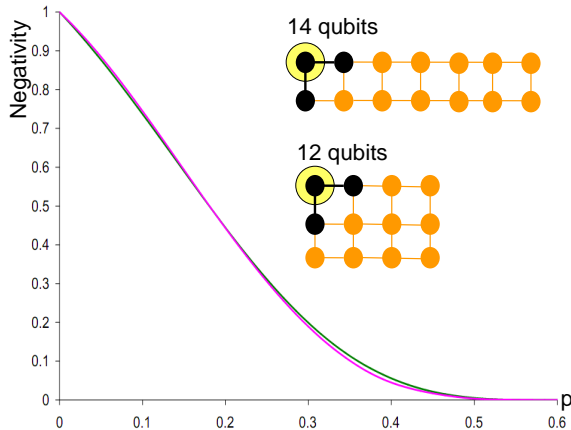


FIG. 3: Negativity vs  $p$  of a 14 qubit (green curve) and 12 qubit (red curve) cluster state for depolarizing noise and a selected partition (shown in inset). The parameter  $p$  can be thought as a parametrization of time (see text).

In Fig. 3 we have plotted the bipartite entanglement of the exemplary bipartition of one qubit versus the rest shown in the inset for a fourteen and a twelve qubit graph states evolving under individual depolarization. This map, as said before, is characterized by the one-qubits Kraus operators  $\sqrt{1-p}\mathbf{1}$ ,  $\sqrt{p/3}X$ ,  $\sqrt{p/3}Y$ , and  $\sqrt{p/3}Z$ . The parameter  $p$  ( $0 \leq p \leq 1$ ) refers to the probability that the map has acted: for  $p = 0$  the state is left untouched and for  $p = 1$  it is completely depolarized. Once more,  $p$  can be also set as a parametrization of time:  $p = 0$  referring to the initial time (when nothing has occurred) and  $p = 1$  referring to the asymptotic time  $t \rightarrow \infty$  (when the system reaches its final steady state).

As the quantifier of entanglement, we choose the negativity [25], defined as the absolute value of the sum of the negative eigenvalues of the density matrix partially transposed with respect to the considered bipartition. It is a convex entanglement monotone that in general fails to quantify entanglement of some entangled states – those ones with positive partial transposition (PPT) – in dimensions higher than six [19]. At the same time, since its calculation does not require optimizations but just matrix diagonalizations, the negativity is very well-suited for a simple illustration of our ideas.

We emphasize that, for the graph used in Fig. 3, a brute-force calculation would involve diagonalizing a  $2^{14} \times 2^{14} = 16384 \times 16384$  density matrix for each value of  $p$ , whereas with the assistance of expression (27)  $E(\rho_p)$  is calculated via diagonalization of many  $2^3 \times 2^3 = 8 \times 8$  dimensional matrices only.

## B. Independent thermal reservoirs on graph states

In the case of Pauli maps the entanglement lower and upper bounds coincide, and provide the exact entanglement. However, this is not the case for general, non-Pauli, noise channels. The upper bound is given, as usual, by convexity. The lower bounds must be optimized by appropriate choice of LOCC operations. Here, we investigate and optimize measurement strategies for channel GAD, defined in Sec. II B 2.

Observe that the Kraus operators defined in Eqs. (10) satisfy the following:  $K_{i0}$  and  $K_{i2}$  commute with any  $CZ$  operator, while for every  $j \in \mathcal{V}$  different from  $i$  it holds that  $(K_{i1} \otimes \mathbf{1}_j).CZ_{ij} = CZ_{ij}.(K_{i1} \otimes Z_j)$  and  $(K_{i3} \otimes \mathbf{1}_j).CZ_{ij} = CZ_{ij}.(K_{i3} \otimes Z_j)$ . Based on this, one can perform the factorization in equation (13) and apply this way the formalism described in Sec. III A.

In what follows we focus on two main limits of channel GAD discussed in Sec. II B 2: the purely-dissipative limit  $\bar{n} = 0$  (amplitude damping), and the purely-difusive limit  $\bar{n} \rightarrow \infty$ ,  $\gamma \rightarrow 0$ , and  $\bar{n}\gamma = \Gamma$ .

### 1. Graph states under zero-temperature dissipation

We consider a four qubit linear (1D) cluster state subjected to the AD map and study the decay of entanglement in the partition consisting of the first qubit versus the rest shown in the inset of Fig. (4). Along with the exact calculation of entanglement via brute-force diagonalization of the partially-transposed matrices, the lowest lower bound LLB, obtained by tracing out the flags, and the upper bound (22), obtained from convexity, are plotted. In addition, the tightness of the lower bounds obtained by the flag measurements can be scanned as a function of the measurement bases.

Based on observations about the behavior of the system under the AD map we can guess good measurement strategies. For example, examination of the initial state reveals that at  $p = 0$  each of the non-boundary qubits is in one of the states of the basis  $\{|+\rangle, |-\rangle\}$ ; whereas at  $p = 1$ , in one of the states of  $\{|0\rangle, |1\rangle\}$ . We call the lower bound corresponding to measurements in the basis  $\{|+\rangle, |-\rangle\}$   $LB(\pi/4)$ , and the one obtained through measurements in  $\{|0\rangle, |1\rangle\}$   $LB(0)$ . The latter bounds are the two additional curves plotted in Fig. (4). We observe that  $LB(0)$  provides only a slight improvement over the LLB, whereas  $LB(\pi/4)$  appears to give a significant one. This raises the obvious question of how to optimize the choice of measurement basis at each instant  $p$  in the evolution.

As an illustration we consider lower bounds  $LB(\theta)$  obtained through orthogonal measurements composed of the projectors  $|\theta+\rangle = \cos\theta|0\rangle + \sin\theta|1\rangle$  and  $|\theta-\rangle = -\sin\theta|0\rangle + \cos\theta|1\rangle$ , and look for the angle  $\theta$  that gives us approximately the largest value of  $LB(\theta)$ . This is certainly not the most general measurement scenario one

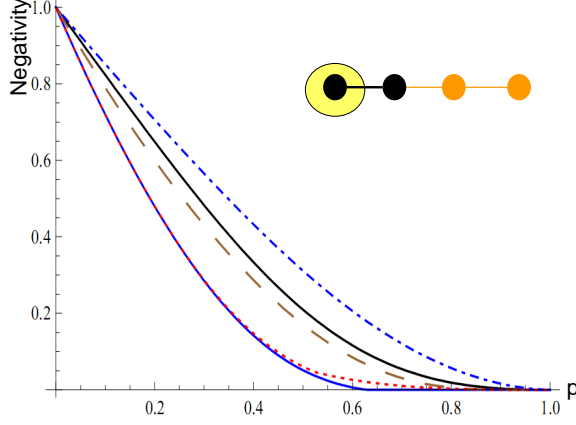


FIG. 4: Negativity vs  $p$  for a 4 qubit linear cluster subjected to the amplitude damping channel and for the partition displayed in the inset. Black curve: exact entanglement; blue-curve: lowest lower bound (obtained by tracing out the flags); dashed-dotted blue curve: upper bound (22) (obtained by convexity); red dotted curve:  $LB(0)$  (obtained by measuring the flags in the  $Z$  basis); dashed brown curve:  $LB(\pi/4)$  (obtained by measuring the flags in the  $X$  basis).

may consider, but it gives a clue on how to increase the tightness of the bounds. Figs. (5) and (6) illustrate this idea.

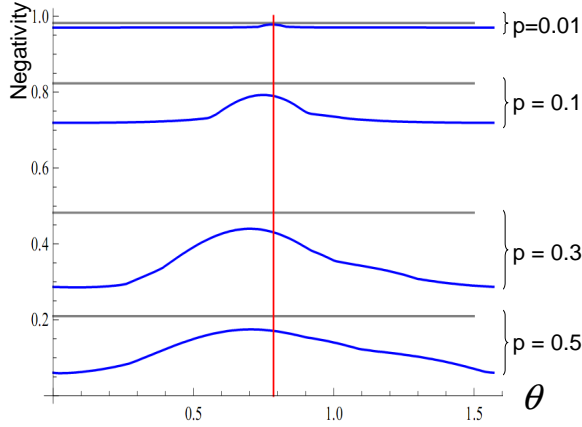


FIG. 5: Lower bound  $LB(\theta)$  to the negativity as a function of the angle  $\theta$  in the measurement basis, for the same situation as in Fig. 4, and for fixed values of  $p$ . Each value  $p = 0.01, 0.1, 0.3, 0.5$  has two curves associated to it. The (gray) horizontal straight lines represent the exact entanglement at each  $p$ , while the blue curves represent the bounds  $LB(\theta)$  at this  $p$ . The vertical straight line (in red) corresponds to  $\theta = \frac{\pi}{4}$ , *i.e.* measurements in the basis  $\{|+\rangle, |-\rangle\}$ .

At discrete values of  $p$ , we have varied parameter

$0 \leq \theta \leq \pi/2$  through its whole range. The measured entanglement for each value of  $\theta$  is compared against the exact entanglement at the given  $p$ . In physical terms, we are taking a snapshot of the system at discrete time instants. The non-boundary qubits are then measured in a range of different bases and the lower bounds to the entanglement are computed after each measurement. The value of  $\theta$  at each time interval that gives the maximum entanglement represents the optimal basis for measurement at that particular time interval. It is clearly seen that, for small values of  $p$ , angles around  $\theta = \frac{\pi}{4}$  give the closest approximations to the exact entanglement, in consistence with the significant improvement of  $LB(\pi/4)$  over the LLB observed in Fig. (4). For large values of  $p$  though, the best approximations tend to be given by the angles  $\theta = 0$  or  $\theta = \frac{\pi}{2}$ , as can be observed in Fig. 6. It must still be kept in mind that none of these closest approximations equals the exact entanglement of the state.

## 2. Graph states under infinite-temperature diffusion

We now consider the purely-diffusive case of the GAD channel, where each qubit is in contact with an independent bath of infinite temperature. In Fig. 7 we display the entanglement evolution in a similar way as in Fig. 4. Since in the purely-diffusive limit channel GAD becomes a Pauli map, as was mentioned in the end of Sec. II B 2, the bound  $LB(\pi/4)$  yields the exact entanglement.  $LB(0)$  on the other hand coincides with the lowest lower bound LLB. The fact that in this case  $LB(\theta)$  reaches the exact entanglement at  $\theta = \frac{\pi}{4}$  can also be seen in a clearer way in Fig. 8.

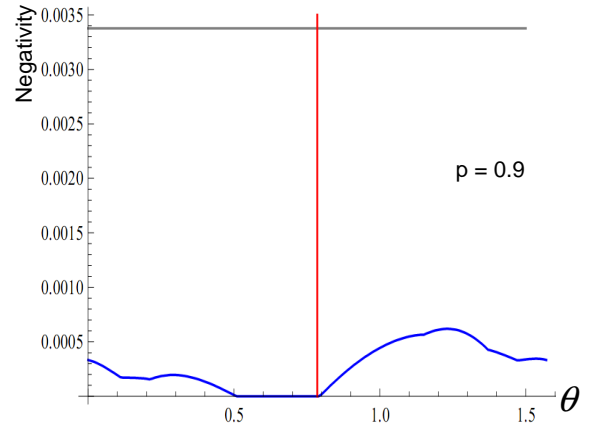


FIG. 6: Same as fig. (5) for  $p = 0.9$  plotted separately for clarity. The highest values of  $LB(\theta)$  are reached at  $\theta = 0$  and  $\theta = \frac{\pi}{2}$ , which correspond both to the bound  $LB(0)$ .

In Fig. 7 upper bound (22) is plotted as well. Since in this case the channel is a Pauli channel, one would expect the upper bound to coincide with the exact entanglement as well. The fact that this does not occur is because, even though the noise itself is describable as a Pauli map, the plotted upper bound has been calculated using the original Kraus decomposition of Eqs. (10), which is not in a Pauli-map form. For every given particular Kraus decomposition of a superoperator, the naive application of convexity always yields UB through Eq. (22), but this needs not the tightest, for the Kraus decomposition of a superoperator is in general not unique. This observation leads to a whole family of upper bounds for a given map. In the same spirit as with the lower bounds, one could in principle optimize the obtained UBs over all possible Kraus representations of the map.

## V. EXTENTIONS AND LIMITATIONS

The framework developed here is not restricted to graph states. The crucial ingredient in our formalism is the factorization of entangling operations that act as local unitary transformations in a considered partition and the redefinition of the Kraus operators acting on the state, reducing the entanglement evaluation problem to the boundary system. Given an entangled state and a prescription of its construction in terms of entangling operations, useful bounds and exact expressions for the entanglement can be readily obtained. As

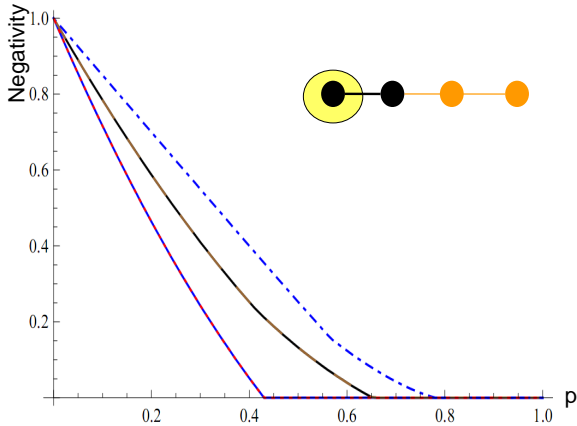


FIG. 7: Negativity vs  $p$  for a 4 qubit linear cluster and a chosen partition (inset) subjected to the generalized amplitude damping channel in the diffusive limit  $\bar{n} \rightarrow \infty$ . The curves shown are the exact entanglement and  $LB(\pi/4)$  (black and brown-dashed respectively, but exactly overlapping), the lowest lower bound and  $LB(0)$  (blue and red-dotted respectively, but again overlapping), and the upper bound (22) (blue, dot-dashed).

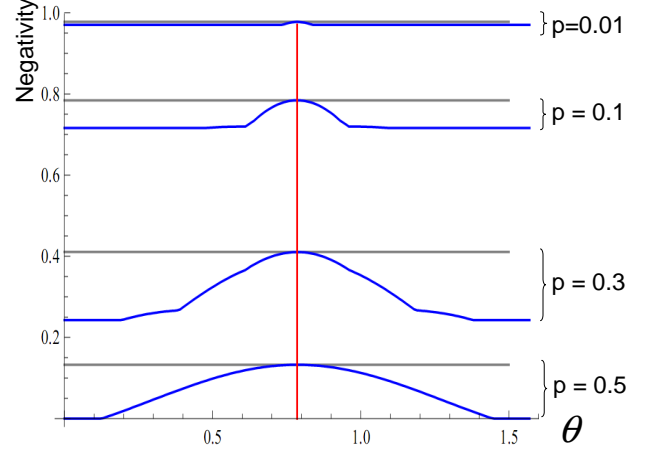


FIG. 8: Lower bound  $LB(\theta)$  to the negativity as a function of the angle  $\theta$  in the measurement basis, for the same situation as in Fig. 7, and for fixed values of  $p$ . Each value  $p = 0.01, 0.1, 0.3, 0.5$  has two curves associated to it. Again, the (gray) horizontal straight lines represent the exact entanglement at each  $p$ , while the blue curve represent the bounds  $LB(\theta)$  at the this  $p$ . The vertical straight line (in red) corresponds to  $\theta = \pi/4$ , i.e. measurement in the basis  $\{|+\rangle, |-\rangle\}$ .

an example, a GHZ-like state  $|\psi\rangle = \alpha|0\rangle^{\otimes N} + \beta|1\rangle^{\otimes N}$  can be operationally constructed by the sequential application of maximally-entangling operation  $CNOT_{ij} = |0_i 0_j\rangle\langle 0_i 0_j| + |0_i 1_j\rangle\langle 0_i 1_j| + |1_i 0_j\rangle\langle 1_i 0_j| + |1_i 1_j\rangle\langle 1_i 1_j|$  to the product state  $(\alpha|0\rangle + \beta|1\rangle) \otimes |0\rangle \otimes \dots \otimes |0\rangle$  such that

$$|\psi\rangle = \bigotimes_{i=1}^{N-1} CNOT_{i,i+1} (\alpha|0\rangle + \beta|1\rangle) \otimes |0\rangle \otimes \dots \otimes |0\rangle.$$

Using our techniques and the permutation symmetry of the state it can be seen that the entanglement evaluation in any bipartition can be reduced to that of a two qubits system. It is also worth noticing that the techniques presented here can also be extended to higher-dimensional graph states [29].

In addition, it is important to mention that all bounds developed so far can in fact also be exploited to follow the entanglement evolution when the system's initial state is a mixed graph-diagonal state. This is simply due to the fact that any graph-diagonal state (4) can be thought of as a Pauli map  $\Lambda_{GD}$  acting on a pure graph state:

$$\rho_{GD} = \sum_{\nu} P_{\nu} |G_{(\nu,c)_{\nu}}\rangle\langle G_{(\nu,c)_{\nu}}| = \sum_{\nu} P_{\nu} Z^{\nu} |G_{(\nu,c)_0}\rangle\langle G_{(\nu,c)_0}| Z^{\nu} = \Lambda_{GD}(|G_{(\nu,c)_0}\rangle). \quad (28)$$

Thus, the entanglement at any time  $t$  in a system initially in a mixed graph-diagonal state  $\rho_{GD}$ , and evolving under some map  $\Lambda$ , is equivalent to that of an initial pure graph state  $|G_{(\nu,c)_0}\rangle$  whose evolution is ruled by the composed map  $\Lambda \circ \Lambda_{GD}$ , where  $\Lambda_{GD}$  is defined in (28). When  $\Lambda$

is itself a Pauli map, then  $\Lambda \circ \Lambda_{GD}$  is also a Pauli map and the expression (27) for the exact entanglement can be applied. For the cases where  $\Lambda$  is not a Pauli map but the relations (13) are satisfied by its Kraus operators, the relations (13) will also be satisfied by the composed map  $\Lambda \circ \Lambda_{GD}$ , so that all other bounds derived here also hold.

Furthermore, as briefly mentioned before, any arbitrary state can be depolarized by some separable map towards a graph-diagonal state [21]. The latter, since the entanglement of any state cannot increase under separable maps, implies that all the lower bounds presented here also provide lower bounds to the decay of the entanglement that, though in general far from tight, apply to *any arbitrary initial state subject to any decoherence process*.

The gain in computational effort provided by the machinery presented here diminishes with the ratio between the number of particles in the boundary subsystem and the total number of particles. For example, for multipartitions such that the boundary system is the total system itself, or for entanglement quantifiers that do not refer to any multi-partition at all, our method yields no gain. An example of the latter are the entanglement measures that treat all parties in a system indistinguishably, some of which, as was mentioned in the introduction, have been studied in Refs. [16, 17]. These methods naturally complement with ours to offer a rather general and versatile toolbox for the study of the open-system dynamics of graph-state entanglement.

## VI. CONCLUSIONS

We have studied in detail a general framework for computing the entanglement of a graph state under decoher-

ence introduced in [18]. This framework allows to drastically reduce the effort in computing the entanglement evolution of graph states in several physical scenarios. We have given an explicit formula for the construction of the effective noise involved in the calculation of the entanglement for Pauli maps and extended the formalism to the case of independent baths at arbitrary temperature. Also, we have elaborated the formalism to construct non-trivial lower and upper bounds to the entanglement decay where exact results cannot be obtained from the formalism itself.

Finally we would like to add that the necessary requirements on the noise channels for the method to apply do not prevent us from obtaining general results for a wide variety of realistic decoherence processes. Furthermore, the conditions required on the entanglement measures are satisfied by most quantifiers.

## Acknowledgments

DC acknowledges financial support from the National Research Foundation and the Ministry of Education of Singapore. LA acknowledges the “Juan de la Cierva” program for financial support. RC and LD acknowledge support from the Brazilian agencies CNPq and FAPERJ, and from the National Institute of Science and Technology for Quantum Information. AA is supported by the European PERCENT ERC Starting Grant and Q-Essence project, the Spanish MEC FIS2007-60182 and Consolider-Ingenio QOIT projects, Generalitat de Catalunya and Caixa Manresa.

- 
- [1] M. Hein, J. Eisert, and H. J. Briegel, Phys. Rev. A **69**, 062311 (2004); M. Hein, W. Dür, J. Eisert, R. Raussendorf, M. Van den Nest, and H. J. Briegel, Proceedings of the International School of Physics Enrico Fermi on ‘Quantum Computers, Algorithms and Chaos’ (2006), arXiv:quant-ph/0602096.
  - [2] H. J. Briegel, D. E. Browne, W. Dür, R. Raussendorf, and M. Van den Nest, Nature Phys. **5**, 19 (2009).
  - [3] R. Raussendorf and H. J. Briegel, Phys. Rev. Lett. **86**, 5188 (2001); R. Raussendorf, D. E. Browne, and H. J. Briegel, Phys. Rev. A **68**, 022312 (2003).
  - [4] D. Schlingemann and R. F. Werner, Phys. Rev. A **65**, 012308 (2001).
  - [5] W. Dür, J. Calsamiglia, and H. J. Briegel, Phys. Rev. A **71**, 042336 (2005); K. Chen, H.-K. Lo, Quant. Inf. and Comp. Vol.7, No.8 689 (2007).
  - [6] O. C. Dahlsten and M. B. Plenio, Quant. Inf. Comp. **6**, 527 (2006).
  - [7] D. M. Greenberger, M. A. Horne and A. Zeilinger, in Bells Theorem, Quantum Theory, and Conceptions of the Universe, M. Kafatos (Ed.), Kluwer, Dordrecht, 69 (1989).
  - [8] S. Bose, V. Vedral, and P. L. Knight, Phys. Rev. A **57**, 822 (1998); M. Hillery, V. Bužek, A. Berthiaume, Phys. Rev. A **59** 1829 (1999); E. D’Hondt and P. Panangaden, Quantum Inf. and Comp. **6**, 173 (2005).
  - [9] V. Giovannetti, S. Lloyd, and L. Maccone, Science **306**, 1330 (2004).
  - [10] J. Bollinger *et al.*, Phys. Rev. A **57**, R4649 (1996).
  - [11] P. Walther *et al.*, Nature **434**, 169 (2005); N. Kiesel *et al.*, Phys. Rev. Lett. **95**, 210502 (2005); C. Y.-Lu *et al.*, Nature Phys. **3**, 91 (2007); K. Chen *et al.*, Phys. Rev. Lett. **99**, 120503 (2007); G. Vallone *et al.*, Phys. Rev. Lett. **100**, 160502 (2008).
  - [12] C. Simon and J. Kempe, Phys. Rev. A **65**, 052327 (2002).
  - [13] W. Dür and H.-J. Briegel, Phys. Rev. Lett. **92**, 180403 (2004); M. Hein, W. Dür, H.-J. Briegel, Phys. Rev. A **71**, 032350 (2005).

- [14] L. Aolita, R. Chaves, D. Cavalcanti, A. Acín, and L. Davidovich, Phys. Rev. Lett. **100**, 080501 (2008); L. Aolita, D. Cavalcanti, A. Acín, A. Salles, Markus Tiersch, A. Buchleitner, and F. de Melo, Phys. Rev. A **79**, 032322 (2009).
- [15] T. C. Wei and P. M. Goldbart, Phys. Rev. A **68**, 042307 (2003).
- [16] O. Gühne, F. Bodoky, and M. Blaauboer, Phys. Rev. A **78**, 060301 (2008).
- [17] H. Wunderlich, S. Virmani, and M. B Plenio, arXiv: 1003.1681.
- [18] D. Cavalcanti, R. Chaves, L. Aolita, L. Davidovich, and A. Acín, Phys. Rev. Lett. **103**, 030502 (2009).
- [19] M. B. Plenio and S. Virmani, Quant. Inf. Comp. **7**, 1 (2007); R. Horodecki, P. Horodecki, M. Horodecki, K. Horodecki, Rev. Mod. Phys. **81**, 865(2009).
- [20] D. Cavalcanti, L. Aolita, A. Ferraro, A. Garcia-Saez, and A. Acín, New J. Phys. **12**, 025011 (2010).
- [21] W. Dür, H. Aschauer, and H. J. Briegel, Phys. Rev. Lett. **91**, 107903 (2003); H. Aschauer, W. Dür, and H. J. Briegel, Phys. Rev. A **71**, 012319 (2005).
- [22] M. A. Nielsen and I. L. Chuang, *Quantum Computation and Quantum Information* (Cambridge University Press, England, 2000).
- [23] H.-P. Breuer and F. Petruccione, *The theory of open quantum systems* (Oxford University Press, UK, 2002).
- [24] W. Dür and H.-J. Briegel, Phys. Rev. Lett. **92**, 180403 (2004); M. Hein, W. Dür and H.-J. Briegel, Phys. Rev. A **71**, 032350 (2005).
- [25] G. Vidal and R.F. Werner, Phys. Rev. A **65**, 032314 (2002).
- [26] W. Dür, J. I. Cirac, and R. Tarrach, Phys. Rev. Lett. **83**, 3562 (1999).
- [27] G. Vidal, J. Mod. Opt. **47**, 355 (2000).
- [28] M. L. Aolita, I. García-Mata, and Marcos Saraceno, Phys. Rev. A **70**, 062301 (2004).
- [29] D. L. Zhou, B. Zeng, Z. Xu, and C. P. Sun, Phys. Rev. A **68**, 062303 (2003); M. S. Tame, M. Paternostro, C. Hadley, S. Bose, M. S. Kim, Phys. Rev. A **74**, 042330 (2006).