

Recent results on ϕ_3 at Belle

Katsumi Senyo (on behalf of the Belle collaboration)

Nagoya University, Furo-cho, Chikusa-ku, Nagoya, 464-8601 Japan

E-mail: senyo@senyo.net

Abstract. We report results of measurement of the unitarity triangle angle ϕ_3 with $B^+ \rightarrow D^{(*)}K^+$ Dalitz plot analysis and related issues with $B^0 \rightarrow D_s^{*+}\pi^-$ and $B^0 \rightarrow D_s^{*-}K^+$ decay processes. The Dalitz analysis improves accuracy of the angle ϕ_3 as $78.4^\circ \begin{smallmatrix} +10.8^\circ \\ -11.6^\circ \end{smallmatrix} \pm 3.6^\circ \pm 8.9^\circ$ and the branching fractions are found to be $B^0 \rightarrow D_s^{*+}\pi^- (K^-)$ decays are set as $\mathcal{B}(B^0 \rightarrow D_s^{*+}\pi^-) = (1.75 \pm 0.34(\text{stat}) \pm 0.17(\text{syst}) \pm 0.11(\mathcal{B})) \times 10^{-5}$ and $\mathcal{B}(B^0 \rightarrow D_s^{*-}K^+) = (2.02 \pm 0.33(\text{stat}) \pm 0.18(\text{syst}) \pm 0.13(\mathcal{B})) \times 10^{-5}$.

1. Introduction

Determinations of the Kobayashi-Maskawa matrix elements [1] provide important checks on the consistency of the standard model and ways to search for new physics. In decades, several methods have been discussed to provide interior angles ϕ_1 , ϕ_2 and ϕ_3 of the unitarity triangle. The ϕ_3 measurement is still on the way since the measurement has been statistically limited even with modern electron-positron B factories. Two of those analyses to evaluate ϕ_3 are reported here. As space is limited, Belle experiment and KEKB accelerator are not explained here. Detailed description of the Belle detector is found elsewhere [2].

2. Measurement of the branching fractions for $B^0 \rightarrow D_s^{*+}\pi^-$ and $B^0 \rightarrow D_s^{*-}K^+$

The time-dependent CP analysis of the $B^0(\bar{B}^0) \rightarrow D^{*\mp}\pi^\pm$ system provides a theoretically clean measurement of the product $R_{D^*\pi} \sin(2\phi_1 + \phi_3)$ [3], where $R_{D^*\pi}$ is the ratio of the magnitudes of the doubly Cabibbo-suppressed decay amplitude to the Cabibbo-favoured decay amplitude. Unlike the $B^0 \rightarrow D^{*\mp}\pi^\pm$ process, $B^0 \rightarrow D_s^{*+}\pi^-$, which is predominantly a spectator process with a $b \rightarrow u$ transition, does not have contributions from \bar{B}^0 decays to the same final state and can provide clean experimental access to $R_{D^*\pi}$. Assuming $SU(3)$ flavour symmetry between D^* and D_s^* , $R_{D^*\pi}$ is given by

$$R_{D^*\pi} = \tan \theta_C \left(\frac{f_{D^*}}{f_{D_s^*}} \right) \sqrt{\frac{\mathcal{B}(B^0 \rightarrow D_s^{*+}\pi^-)}{\mathcal{B}(B^0 \rightarrow D^{*-}\pi^+)}} \quad (1)$$

where θ_C is the Cabibbo angle, f_{D^*} and $f_{D_s^*}$ are the meson form factors, and the \mathcal{B} 's stand for the corresponding branching fractions. The $B^0 \rightarrow D_s^{*+}\pi^-$ process, in addition, does not have a penguin loop contribution and hence can in principle be used to determine $|V_{ub}|$ [4].

The decay $B^0 \rightarrow D_s^{*+}\pi^-$ does not have a contribution from the W -exchange amplitude, as the quark-antiquark pair with the same flavor, required for such a diagram, is absent from the final state. We assume the W -exchange contributions in $B^0 \rightarrow D^{*\mp}\pi^\pm$ to be negligible, in making the correspondence between $D^{*+}\pi^-$ and $D_s^{*+}\pi^-$ in the $R_{D^*\pi}$ calculation. The size of

Table 1. Efficiency (ϵ), yield(N_{sig}), branching fraction (\mathcal{B}), and statistical significance not including systematic uncertainties (\mathcal{S}) from the fits to the data obtained individually in the three D_s^+ modes as well as from the simultaneous fit. The second uncertainty on the \mathcal{B} 's is due to the uncertainties in D_s^+ decay branching fractions.

B^0 mode	D_s^+ mode	$\epsilon(\%)$	N_{sig}	$\mathcal{B}(10^{-5})$	$\mathcal{S}(\sigma)$
$B^0 \rightarrow D_s^{*+}\pi^-$	$\phi(K^+K^-)\pi^+$	15.2	32 ± 8	$1.58 \pm 0.40 \pm 0.24$	3.2
	$\bar{K}^+(892)^0(K^-\pi^+)K^+$	7.9	29 ± 10	$2.30 \pm 0.60 \pm 0.35$	2.6
	$K_S^0 K^+$	8.0	13 ± 7	$1.78 \pm 0.92 \pm 0.11$	2.2
	Simultaneous	$1.75 \pm 0.34 \pm 0.11$	6.6
$B^0 \rightarrow D_s^{*-}K^+$	$\phi(K^+K^-)\pi^+$	13.4	33 ± 8	$1.81 \pm 0.41 \pm 0.27$	3.2
	$\bar{K}^+(892)^0(K^-\pi^+)K^+$	6.4	23 ± 7	$2.22 \pm 0.66 \pm 0.34$	2.8
	$K_S^0 K^+$	6.9	14 ± 5	$2.14 \pm 0.80 \pm 0.13$	3.1
	Simultaneous	$2.02 \pm 0.33 \pm 0.13$	8.6

the W-exchange diagram can be estimated from the $B^0 \rightarrow D_s^{*-}K^+$ decay, which proceeds only via W exchange. The $B^0 \rightarrow D_s^{*-}K^+$ branching fraction was expected to be enhanced due to rescattering effects [5, 6]. Here we briefly report an improved measurement of the branching fractions for $B^0 \rightarrow D_s^{*+}\pi^-$ and $B^0 \rightarrow D_s^{*-}K^+$ with a data sample consisting of $657 \times 10^6 B\bar{B}$ pairs. Detailed description of the analysis is found elsewhere [7].

The signal is reconstructed in three D_s^+ modes: $\phi\pi^+$ with $\phi \rightarrow K^+K^-$, $\bar{K}^*(892)^0 K^+$ with $\bar{K}^*(892)^0 \rightarrow K^-\pi^+$, and $K_S^0 K^+$ with $K_S^0 \rightarrow \pi^+\pi^-$. After applying Belle standard event selection criteria, we obtained results of fits (Figure 1) summarized in Table 1. The significance is defined as $\sqrt{-2\ln(\mathcal{L}_0/\mathcal{L}_{max})}$, where $\mathcal{L}_{max}(\mathcal{L}_0)$ are the likelihoods for the best fit and with the signal branching fraction fixed to zero. Table 2 summarizes the systematic uncertainties involved. The overall systematic uncertainty is obtained by adding these contributions in quadrature.

We obtain $\mathcal{B}(B^0 \rightarrow D_s^{*+}\pi^-) = (1.75 \pm 0.34(\text{stat}) \pm 0.17(\text{syst}) \pm 0.11(\mathcal{B})) \times 10^{-5}$ and $\mathcal{B}(B^0 \rightarrow D_s^{*-}K^+) = (2.02 \pm 0.33(\text{stat}) \pm 0.18(\text{syst}) \pm 0.13(\mathcal{B})) \times 10^{-5}$ with significance of 6.1σ and 8.0σ , respectively, where the systematic uncertainties on the signal yield as well as the statistical uncertainties are included in the significance evaluation. Using observed value for the $B^0 \rightarrow D_s^{*+}\pi^-$ branching fraction, the latest values for $\mathcal{B}(B^0 \rightarrow D^{*-}\pi^+) = (2.76 \pm 0.13) \times 10^{-3}$, $\tan\theta_C = 0.2314 \pm 0.0021$ [8], and the theoretical estimate of the ratio $f_{D_s^+}/f_{D^+} = (1.164 \pm 0.006(\text{stat}) \pm 0.020(\text{syst}))$ [9], we obtain

$$R_{D^*\pi} = (1.58 \pm 0.15(\text{stat}) \pm 0.10(\text{syst}) \pm 0.03(\text{th}))\%, \quad (2)$$

where the first error is statistical, the second corresponds to the experimental systematic uncertainty, and the third accounts for the theoretical uncertainty in the $f_{D_s^+}/f_{D^+}$ estimation. We have assumed that the ratio f_{D_s}/f_D is equal to the ratio of vector meson decay constants, $f_{D_s^*}/f_{D^*}$. The value we obtain for $R_{D^*\pi}$ is consistent with theoretical expectation of 2%.

The observed value for the $B^0 \rightarrow D_s^{*-}K^+$ branching fraction is 2 orders of magnitude lower than that for the Cabibbo-favoured decay $B^0 \rightarrow D^{*-}\pi^+$.

3. ϕ_3 measurement with a Dalitz plot analysis of $B^+ \rightarrow D^{(*)}K^+$ decay

Among various methods to measure the angle ϕ_3 using CP violation in $B \rightarrow DK$ decays [10-14], three body final states such as $K_S^0\pi^+\pi^-$ have been suggested as promising modes for the extraction of ϕ_3 [15]. Assuming no CP asymmetry in neutral D decays, the amplitude of the

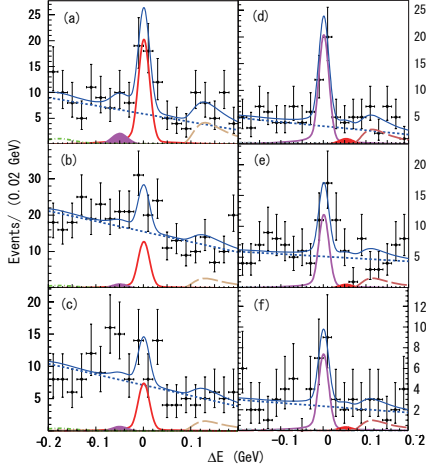


Figure 1. The simultaneous fit in the $B^0 \rightarrow D_s^{*+} \pi^-$ [(a) $\phi \pi$, (b) $K^{*0} K$, and (c) $K_S^0 K$ modes] and the $B^0 \rightarrow D_s^{*-} K^+$ [(d) - (f)] signal modes. Signal peaks are shown by the solid curves, while the solid-filled curves represent the cross-feed.

Table 2. Contributions to the systematic uncertainty.

Source	Contribution (%)	
	$D_s^{*+} \pi^-$	$D_s^{*+} K^-$
D_s^+ branching fraction uncertainties		
Signal	5.9	6.2
Peaking background	1.5	1.9
Total(\mathcal{B})	6.1	6.5
Tracking efficiency		
Photon detection efficiency	7.0	7.0
Particle identification efficiency	2.4	2.1
K_S^0 efficiency	1.1	1.1
\mathcal{LR}	0.6	0.5
$N_{B\bar{B}}$	1.4	1.4
MC statistics	1.4	1.6
PDF shape	3.4	1.5
Fit bias	0.9	0.3
Total (other)	9.4	8.8

Table 3. CP fit results. The first error is statistical, the second is experimental systematic, and the third is the model uncertainty. The error in combined result of ϕ_3 is only statistical. Consult the reference for detailed results [16].

Parameter	1σ interval	2σ interval	Systematic error	Model uncertainty
ϕ_3	$(78.4_{-11.6}^{+10.8})^\circ$	$54.2^\circ < \phi_3 < 100.5^\circ$	3.6°	8.9°
r_{DK}	$0.160_{-0.038}^{+0.040}$	$0.084 < r_{DK} < 0.239$	0.011	$+0.050$ -0.010
r_{D^*K}	$0.196_{-0.069}^{+0.072}$	$0.061 < r_{D^*K} < 0.271$	0.012	$+0.062$ -0.012
δ_{DK}	$(136.7_{-15.8}^{+13.0})^\circ$	$102.2^\circ < \delta_{DK} < 162.3^\circ$	4.0°	22.9°
δ_{D^*K}	$(341.9_{-19.6}^{+18.0})^\circ$	$296.5^\circ < \delta_{D^*K} < 382.7^\circ$	3.0°	22.9°

neutral D decays from $B^\pm \rightarrow DK^\pm$ as a function of Dalitz plot variables $m_+^2 = m_{K_S^0 \pi^+}^2$ and $m_-^2 = m_{K_S^0 \pi^-}^2$ is

$$M_\pm = f(m_\pm^2, m_\mp^2) + r e^{\pm i\phi_3 + i\delta} f(m_\mp^2, m_\pm^2), \quad (3)$$

where $f(m_\pm^2, m_\mp^2)$ is the amplitude of the $\bar{D}^0 \rightarrow K_S^0 \pi^+ \pi^-$ decay, r is the ratio of the magnitudes of the two interfering amplitudes, and δ is the strong phase difference between them. The $\bar{D}^0 \rightarrow K_S^0 \pi^+ \pi^-$ decay amplitude f can be determined from a large sample of flavor-tagged $\bar{D}^0 \rightarrow K_S^0 \pi^+ \pi^-$ decays produced in $e^+ e^- \rightarrow q\bar{q}$ continuum process. Once f is known, a simultaneous fit of B^+ and B^- data allows the contribution of r , ϕ_3 and δ to be separated.

In this paper, we report a preliminary result of a measurement of ϕ_3 using the modes $B^+ \rightarrow DK^+$ and $B^+ \rightarrow D^* K^+$ with $\bar{D}^0 \rightarrow K_S^0 \pi^+ \pi^-$, based on a 605 fb^{-1} data sample. Detailed description is found in reference [16]. After event selection (Figure 2 and 3), we obtained ϕ_3 and other parameters by fitting the Dalitz plots for two event samples, $B^+ \rightarrow DK^+$, $B^+ \rightarrow D^* K^+$ and combined results of angle ϕ_3 as $78.4^\circ_{-11.6^\circ}^{+10.8^\circ} \pm 3.6^\circ \pm 8.9^\circ$ (Table 3).

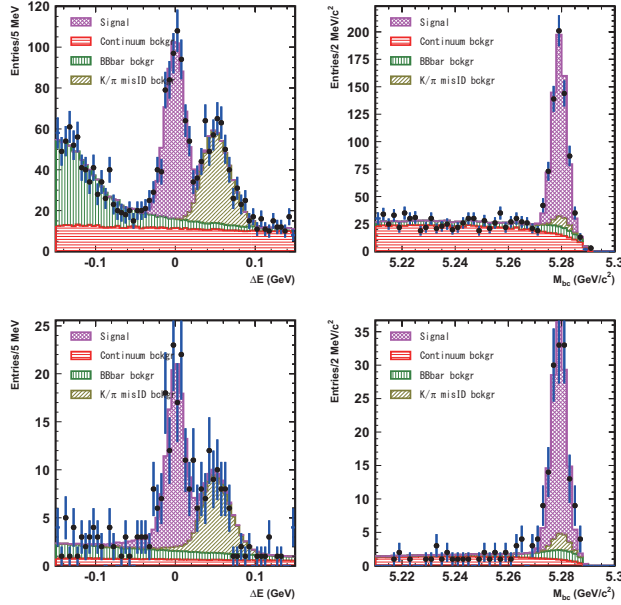


Figure 2. ΔE and M_{bc} distributions for the $B^+ \rightarrow DK^+$ (top) and $B^+ \rightarrow D^*K^+$ (bottom) event samples. Points with error bars are the data and the histogram is the result of a MC simulation according to the fit result.

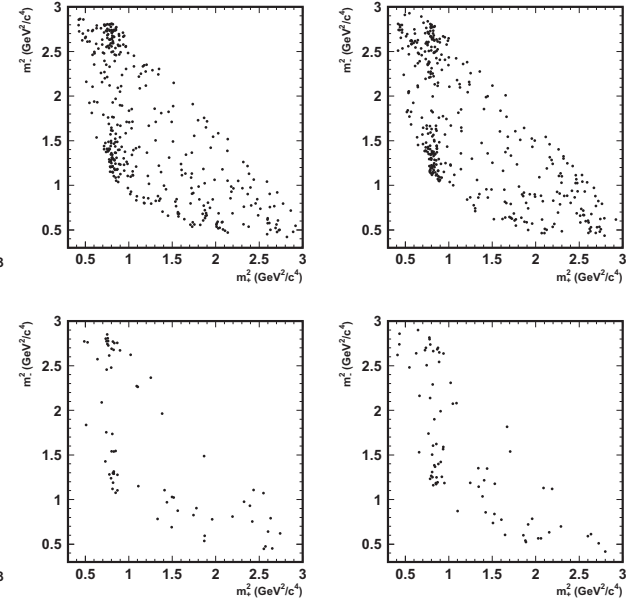


Figure 3. Dalitz distributions of $\bar{D}^0 \rightarrow K_S^0 \pi^+ \pi^-$ decays from selected $B^+ \rightarrow DK^+$ (top) and $B^+ \rightarrow D^*K^+$ (bottom) candidates, shown separately for B^- (left) and B^+ (right) tags.

4. Conclusion

We report results of measurements of the angle ϕ_3 of Kobayashi-Maskawa triangle with $B^+ \rightarrow D^{(*)}K^+$ Dalitz plot analysis and related issues with $B^0 \rightarrow D_s^{*+} \pi^-$ and $B^0 \rightarrow D_s^{*-} K^+$ decay processes. Measurement of angle ϕ_3 is on the way to verify the Standard Model prediction, and will be a rich physics subject for a decade with next generation B factories and LHC.

References

- [1] Kobayashi M and Maskawa T 1973 *Prog. Theor. Phys.* **49** 652
- [2] Abashian A *et al.* 2002 *Nucl. Instr. and Meth.* **A479** 117
- [3] Dunietz I and Sachs R G 1988 *Phys. Rev.* **D37** 3186; 1989 *Phys. Rev.* **D39** 3515(E); Dunietz I 1998 *Phys. Lett.* **B427** 179; Suprun D A, Chiang C -W and Rosner J L 2002 *Phys. Rev.* **D65** 054025
- [4] Kim C S *et al.* 2001 *Phys. Rev.* **D63** 94506
- [5] Blok B, Gronau M and Rosner J L 1997 *Phys. Rev. Lett.* **78** 3999
- [6] Gronau M and Rosner J L 2008 *Phys. Lett.* **B666** 185
- [7] Joshi N J *et al.* (Belle Collaboration) 2010 *Phys. Rev.* **D81** 031101(R)
- [8] Amsler C *et al.* (Particle Data Group) 2008 *Phys. Lett.* **B667** 1
- [9] Becirevic B *et al.* 2001 *Nucl. Phys. B Proc. Suppl.* **94** 337
- [10] Bigi I I and Sanda A I 1988 *Phys. Lett.* **B211** 213; Carter A B and Sanda A I 1980 *Phys. Rev. Lett.* **45** 952
- [11] Gronau M and London D 1991 *Phys. Lett.* **B253** 483; Gronau M and Wyler D 1991 *Phys. Lett.* **B265** 172
- [12] Dunietz I 1991 *Phys. Lett.* **B270** 75
- [13] Atwood D, Eilam G Gronau M and Soni A 1995 *Phys. Lett. B* **341** 372
- [14] Atwood D, Dunietz I and Soni A 1997 *Phys. Rev. Lett.* **78** 3257; Atwood D, Dunietz I and Soni A 2001 *Phys. Rev. D* **63** 036005
- [15] Giri A, Grossman Y, Soffer A and Zupan J 2003 *Phys. Rev. D* **68** 054018
- [16] Poluektov A *et al.* 2006 *Phys. Rev. D* **73** 112009; Poluektov A *et al.* 2008 hep-ex 0803.3375