

Coupled-channels calculations of nonelastic cross sections using a density-functional structure model

G. P. A. Nobre, F. S. Dietrich, J. E. Escher, and I. J. Thompson
Lawrence Livermore National Laboratory, P. O. Box 808, L-414, Livermore, CA 94551, USA

M. Dupuis
CEA / DAM Île De France Bruyères-le-Châtel 91297 Arpaçon Cedex, France

J. Terasaki and J. Engel
Department of Physics and Astronomy, University of North Carolina, Chapel Hill, North Carolina 27599-3255
(Dated: July 21, 2022)

A microscopic calculation of the reaction cross-section for nucleon-nucleus scattering has been performed by explicitly coupling the elastic channel to all particle-hole (p-h) excitation states in the target and to all one-nucleon pickup channels. The p-h states may be regarded as *doorway states* through which the flux flows to more complicated configurations, and subsequently to long-lived compound nucleus resonances. Target excitations for $^{40,48}\text{Ca}$, ^{58}Ni , ^{90}Zr and ^{144}Sm were described in a QRPA framework using a Skyrme functional. Reaction cross sections calculated in this approach were compared to predictions of a fitted optical potential and to experimental data, reaching very good agreement. Couplings between inelastic states were found to be negligible, while the couplings to pickup channels contribute significantly. For the first time observed reaction cross-sections are completely accounted for by explicit channel coupling, for incident energies between 10 and 40 MeV.

PACS numbers: 24.10.Eq, 25.40.-h, 24.50.+g

A quantitative description of nucleon-nucleus reactions is crucial for a broad variety of applications, including astrophysics, nuclear energy, radiobiology and space science [1, 2]. A fully microscopic description of such reactions is quite complex and resource-consuming, as one needs to consider not only the desired outcome in an exit channel, but also the interference and competition processes for all other possible outcomes. A successful account of elastic nucleon-nucleus scattering, for example, has to include the effects from the excitation of non-elastic degrees of freedom, such as collective and particle-hole (p-h) excitations, transfer reactions, etc. Formally, all these non-elastic effects can be accounted for by the projection-operator approach of Feshbach [3]. The picture that emerges is one in which flux is removed from the elastic channel by couplings to the non-elastic degrees of freedom. An optical potential can therefore be defined [3, 4] as the effective interaction in a single-channel calculation that contains the effects of all the other processes that occur during collisions between nuclei. Optical potentials play a very important role in the description of nuclear reactions. They are extensively used to describe the interactions of projectile and target in the entrance channel, and the interaction of ejectile and residual nuclei after the reaction; they are crucial ingredients in direct-reaction as well as statistical (Hauser-Feshbach) calculations.

Most widely used are phenomenological optical potentials fitted to reproduce experimental data sets. They have been extremely successful for many applications involving nuclei in the range of the fits. Unfortunately, such

adjustable potentials make strong assumptions about locality and momentum dependence that are probably not justified. In addition, for nuclei lying outside the range of the fits, such as the nuclei produced at rare-isotope facilities, in the r -process, and in advanced reactor applications, this can lead to unquantifiable uncertainties. To achieve a better understanding of nuclear reactions and structure it is important to calculate optical potentials by first-principle methods.

Within microscopic reaction theory, an optical potential is comprised of two components. The first is a real bare potential, the diagonal potential within the elastic channel, which is generally obtained by folding the nucleon distributions of both nuclei with a nucleon-nucleon effective interaction. The second is a complex dynamic polarization potential which arises from couplings to inelastic states. The resulting optical potential is therefore composed of an imaginary potential and a real part usually slightly different from the bare potential. The former gives rise to absorption of flux from the elastic channel when it is transferred to the other reaction channels, and is hence directly connected with observed reaction cross-sections.

Several attempts have been made to generate optical potentials from microscopic approaches. Some have used nuclear-matter self-energy theory [12, 13], which is appropriate at energies $\gtrsim 50$ MeV [14], and others have used Hartree-Fock-Bogoliubov (HFB) mean-field structure models [15–17]. Early attempts used nuclear matter approaches, and calculated second-order diagrams using particle-hole propagators in the bubble (RPA) approxi-

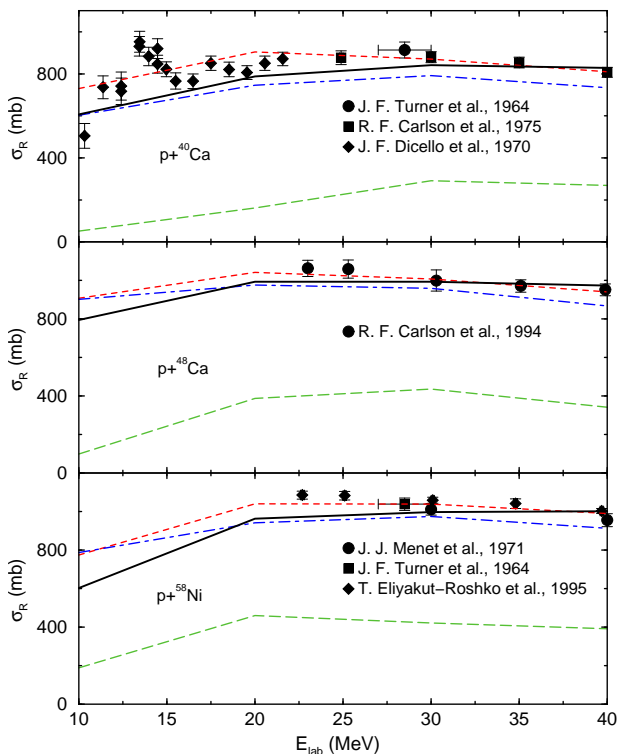


FIG. 1: (color online). Total reaction cross-section as a function of the incident energy for the reactions of $p + {}^{40}\text{Ca}$, $p + {}^{48}\text{Ca}$ and $p + {}^{58}\text{Ni}$. The results are shown for couplings to the inelastic states lying below 30 MeV (dashed lines), to the inelastic states and to the transfer channels (dash-dotted lines) and to the inelastic and transfer channels with non-orthogonality corrections (solid lines). The Koning-Delaroché [5] optical model calculations are shown as short-dashed lines. The lines serve as guidance to the eye as calculations were performed only for $E_{\text{lab}} = 10, 20, 30$ and 40 MeV. Data obtained from Refs. [6–11].

mation [14, 15, 18, 19]. Different effective interactions have been generated, containing energy and/or density dependencies [15, 20, 21]. However, achieving consistency in a realistic treatment has been challenging; for example, in Ref. [15], the couplings could account only for $\approx 44\%$ of the nucleon-nucleus absorption, and, in Ref. [18], only for $\approx 71\%$, including charge exchange. To date, a complete, extensive and consistent calculation, accurately reproducing the non-elastic absorption, has not been implemented.

In this Letter, we report on the first major step towards achieving a complete microscopic calculation of the reaction cross sections for both neutron and proton induced reactions on a variety of medium-mass targets. A summary of our results for protons on ${}^{40,48}\text{Ca}$ and ${}^{58}\text{Ni}$ is given in Figure 1, where our best predictions are the solid lines. The other curves will be described below, where we discuss our method in more detail.

Our calculations aim to obtain the reaction cross sections of all the open channels that can be reached in one

step from elastic scattering. We then use a *doorway approximation*, which takes the total flux leaving the elastic channel to all possible first-order channels to be independent of what happens afterwards: a nucleon later might escape as a free nucleon, the flux might equilibrate to compound-nuclear resonances, etc.

To generate sets of excited states, we use RPA and QRPA structure models for finite nuclei, which start from HFB structure models based on energy-density functionals. For each excited state, we calculate the one-body transition density and corresponding transition potential by the methods of [22, 23], which we use within large coupled-channels calculations. In addition to inelastic excitations, we also include couplings to pickup channels.

To obtain the initially occupied proton and neutron levels in a nucleus, we use the Skryme energy-density functional SLy4 [24, Table 1], a parametrization designed to describe systems with arbitrary neutron excess, from stable to neutron matter, by improving isotopic properties, which overcomes deficiencies of other interactions away from the stability line. A HFB calculation gives the particle and hole levels of a given nucleus and fixes the p-h basis states for generating excited states within the framework of (Q)RPA, thus accounting for correlations caused by the residual interactions within the target.

Our scattering effective nucleon-nucleon interaction is of Gaussian shape, with parameters matched to the volume integral and r.m.s. radius of the M3Y interaction at 40 MeV; it includes a knock-on exchange correction [25]. In momentum space, the central effective interaction is $v^T(q) = V_0^T (\pi/\mu_T^2)^{3/2} e^{-q^2/(2\mu_T)^2}$, with $V_0^0 = -24.1921$ MeV and $\mu_0 = 0.7180$ fm $^{-1}$ for the isoscalar part of the interaction and $V_0^1 = 11.3221$ MeV and $\mu_1 = 0.7036$ fm $^{-1}$ for the isovector component. We do not include any imaginary part in this effective interaction, as our aim is to include all non-elastic excitations explicitly in our model, at least for scattering energies up to 40 MeV. We convolute $v^T(q)$ of the effective interaction with the transition densities to generate, after a reverse Fourier-Bessel transform, the configuration space transition potentials. The bare potential in the elastic channel is the single-folded potential using the ground-state density from the HFB calculation. For simplicity, this potential was also used for all excited states.

To explore the relative importance of the various contributions to the reaction cross section, we carried out a series of calculations:

(1) Inelastic coupled-channels calculations will be shown for reactions involving protons and neutrons scattered by the nuclei ${}^{40}\text{Ca}$, ${}^{48}\text{Ca}$, ${}^{58}\text{Ni}$, ${}^{90}\text{Zr}$ and ${}^{144}\text{Sm}$, coupling the ground state to all levels with excitation energy (E^*) lying below some limit, according to the QRPA model.

(2) Additional couplings *between* excited states were considered as predicted by the RPA model. These couplings, however, were found to be negligible for scattering

energies above 10 MeV, allowing us to disregard them in the subsequent calculations.

(3) Consideration of a finite-range interaction in a HFB description of the target structure. For reactions of nucleons scattered by ^{90}Zr , the reaction cross section results using the QRPA model with the SLy4 force were found to be practically equivalent to the results found using RPA states and transitions with the Gogny D1S force [20]. This was observed despite the proton pairing gap of 1.2 MeV of ^{90}Zr .

(4) Inclusion of one-nucleon pick-up channels: pick-up channels play an important role in nucleon-nucleus scattering [26–28]. Coupled reaction channels (CRC) calculations were performed, including all the channels for the formation of a deuteron, picking up the appropriate nucleon from occupied levels in the target. For transfers, we approximate the HFB target states by bound single-particle states in a Woods-Saxon potential, with the radii fitted to reproduce the volume radii and Fermi energy obtained by the HFB calculations. The volume diffuseness and spin-orbit parameters were taken from Koning-Delaroche optical potentials [5] at $E_{\text{lab}} = 0$, with spin-orbit radii adjusted by the same factor used to fit the volume part to HFB radii. Due to the numerical impracticability of calculating couplings to inelastic and transfer channels simultaneously, we used the transfers optical potentials that reproduced the absorption from inelastic couplings in the first calculations.

In CRC calculations we need, in addition to the scattering potentials in the incoming channel, the scattering potential between the deuteron and the remaining target. We adopted the Johnson-Soper [29] prescription as it includes the effects of deuteron breakup in adiabatic (sudden) approximation. In this prescription, the deuteron potential is the sum of the individual neutron and proton potentials with the target. For the real parts we used the diagonal transition potentials of the corresponding nucleon-nucleus reaction and, for the imaginary parts, the sum of the imaginary parts of the Koning-Delaroche [5] optical potential for protons and neutrons on the target. That is, fitted parameters are used in the imaginary part of the deuteron potential, while we leave for future work to calculate deuteron and nuclear potentials self-consistently.

To assess the success of our large-scale coupled-channels approach, we compare the calculated reaction cross section to that obtained by one of the best available phenomenological optical potentials, henceforth referred to as σ_R^{OM} [5].

We examined the convergence with respect to maximum excitation energy, and found that convergence of the inelastic calculations requires coupling of all excited levels below the scattering energy (i.e. all open channels). This behavior is observed for each partial wave as well as at all energies, as is illustrated for $p + ^{40}\text{Ca}$ in Figs. 2 and 3, respectively.

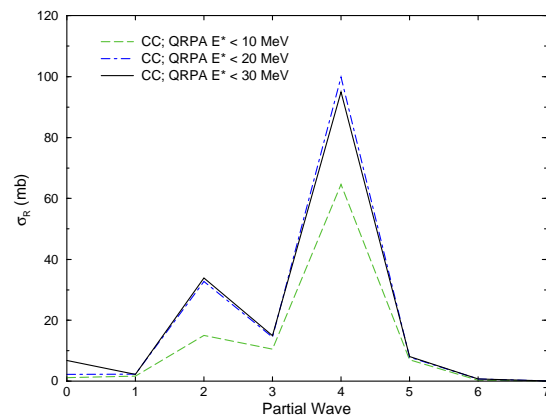


FIG. 2: (color online). Reaction cross-section as a function of the partial wave for the reaction $p + ^{40}\text{Ca}$ at $E_{\text{lab}} = 20$ MeV.

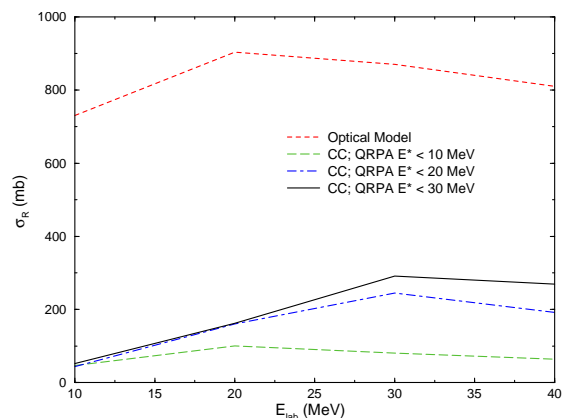


FIG. 3: (color online). Total reaction cross-section as a function of the incident energy for the reaction $p + ^{40}\text{Ca}$, for the different inelastic calculations. The short-dashed line shows the results using the Koning-Delaroche [5] optical potential. The lines serve as guidance to the eye as calculations were performed only for $E_{\text{lab}} = 10, 20, 30$ and 40 MeV.

Although the reaction cross section increases with the number of coupled states, to the limit where all open channels are coupled, Figure 3 shows that these inelastic couplings account only for a small fraction ($\approx 23\%$ at $E_{\text{lab}} = 30$ MeV) of σ_R^{OM} . However, after including couplings to the pickup channels through the CRC calculations, a large increment is found, approaching σ_R^{OM} and the experimental data, as can be seen in Figure 1. An even better agreement can be obtained after we include the non-orthogonality terms [30, p. 226] in the CRC calculations, also shown in Figure 1. This correction arises because at small radii the deuteron bound state is not orthogonal to bound states occupied in the target.

In Figure 4 we present the reaction cross sections obtained for nucleons scattered by the nuclei $^{40,48}\text{Ca}$, ^{58}Ni , ^{90}Zr and ^{144}Sm at an incident energy of 30 MeV, as a function of the area of the target. The absorption is shown relative to the reaction cross-section of a black

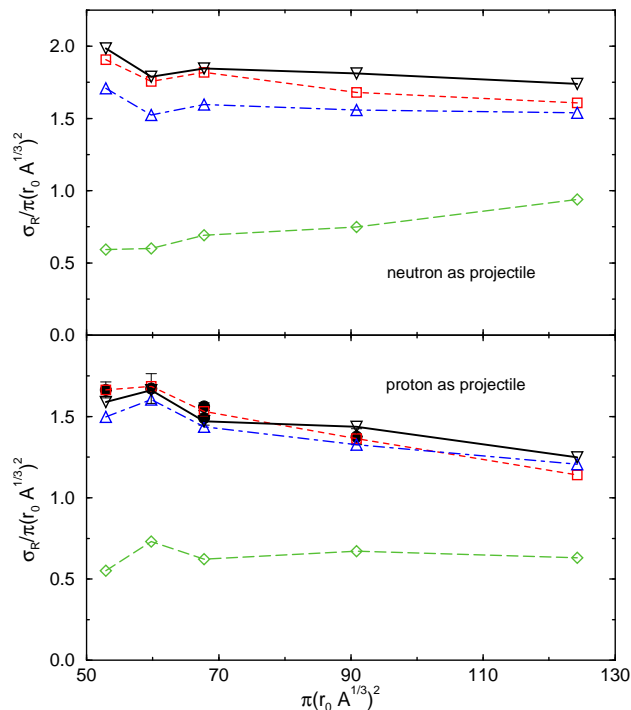


FIG. 4: (color online). Normalized total reaction cross-section at $E_{\text{lab}} = 30$ MeV as a function of the area of the targets $^{40,48}\text{Ca}$, ^{58}Ni , ^{90}Zr and ^{144}Sm . The value $r_0 = 1.2$ fm was used for the radii. The lines have the same meanings as in Figure 1 and the open symbols are representing the calculations for the different target nuclei studied. Filled symbols are experimental data from Refs. [7, 9–11]

sphere, which is approximately the geometrical area of the target. It can be seen again that, despite the important contribution of all inelastic couplings to the reaction cross-section, a large amount of absorption is due to the pickup channels and the corresponding non-orthogonality corrections. Explicitly considering such couplings enabled us to account for practically all of the non-elastic cross-sections in the studied reactions.

In summary, we have calculated the reaction cross-sections for nucleon induced reactions on nuclei $^{40,48}\text{Ca}$, ^{58}Ni , ^{90}Zr and ^{144}Sm , by explicitly calculating the couplings to all the doorway transfer and (Q)RPA inelastic channels. We found that inelastic convergence is achieved when all open channels are coupled. While inelastic couplings account for an important part of the reaction cross section, most contributions come from couplings to the deuteron pickup channel, in which case the non-orthogonality terms are significant. We obtain reaction cross sections that are in good agreement with phenomenological optical model results and experimental data. This work represents the first complete calculation that uses basic interactions between nucleons within the nuclei to predict reaction observables for incident energy as low as 10 MeV, for which nuclear matter approaches are no longer relevant. Using state-of-the-

art nuclear structure models coupled with large-scale reaction computations allowed the accurate prediction of measurable quantities. This will serve as basis for future fully-consistent *ab initio* developments for a range of nuclei including unstable species [31].

This work was performed under the auspices of the U.S. Department of Energy by Lawrence Livermore National Laboratory under Contract DE-AC52-07NA27344, and under SciDAC Contract DE-FC02-07ER41457.

-
- [1] NSAC 2007 Long Range Plan: *The Frontiers of Nuclear Science*.
 - [2] L.W. Townsend, F.A. Cucinotta, L.H. Heilbronn, *Adv. Space Res.* **30**, 907 (2002).
 - [3] H. Feshbach, *Annual Rev. of Nucl. Science* **8**, 49 (1958).
 - [4] G.E. Brown, *Rev. Mod. Phys.* **31**, 893 (1959).
 - [5] A.J. Koning, J.P. Delaroche, *Nucl. Phys.* **A713**, 231 (2003).
 - [6] J.F. Turner *et al.*, *Nucl. Phys.* **58**, 509 (1964).
 - [7] R.F. Carlson *et al.*, *Phys. Rev. C* **12**, 1167 (1975).
 - [8] J.F. Dicello, G. Igo, *Phys. Rev. C* **2**, 488 (1970).
 - [9] R.F. Carlson *et al.*, *Phys. Rev. C* **49**, 3090 (1994).
 - [10] J.J. Menet *et al.*, *Phys. Rev. C* **4**, 1114 (1971).
 - [11] T. Eliyakut-Roshko *et al.*, *Phys. Rev. C* **51**, 1295 (1995).
 - [12] C. Barbieri, B.K. Jennings, *Phys. Rev. C* **72**, 014613 (2005).
 - [13] K. Amos, *et al.*, *Advances in Nuclear Physics*, **25**, p.275, Plenum Press, New York, (2000).
 - [14] A. Bouyssy, H. Ngô, N. Vinh Mau, *Nucl. Phys.* **A371**, 173 (1981).
 - [15] V. Bernard, N. Van Giai, *Nucl. Phys.* **A327**, 397 (1979).
 - [16] V.V. Pilipenko, V.I. Kuprikov, A.P. Soznik, *Phys. Rev. C* **81**, 044614 (2010).
 - [17] V.I. Kuprikov, V.V. Pilipenko, A.P. Soznik, *Phys. At. Nucl.* **69**, 6 (2006).
 - [18] F. Osterfeld, J. Wambach, V.A. Madsen, *Phys. Rev. C* **23**, 179 (1981).
 - [19] N. Vinh Mau, A. Bouyssy, *Nucl. Phys.* **A257**, 189 (1976).
 - [20] J. Dechargé, D. Gogny, *Phys. Rev. C* **21**, 1568 (1980).
 - [21] J.-P. Jeukenne, A. Lejeune, C. Mahaux, *Phys. Rev. C* **16**, 80 (1977).
 - [22] M. Dupuis, Ph. D. thesis, Université de Bordeaux I - Talence, 2006.
 - [23] J. Terasaki *et al.*, *Phys. Rev. C* **71**, 034310 (2005).
 - [24] E. Chabanat *et al.*, *Nucl. Phys.* **A635**, 231 (1998).
 - [25] G. Love, *The (p,n) Reaction and the Nucleon-Nucleon Force*, in C.D. Goodman *et al.*, Plenum, 1980, from the *Conference on the (p,n) Reaction and the Nucleon-Nucleon Force*, 1979, Telluride, Colorado.
 - [26] R.S. Mackintosh, N. Keeley, *Phys. Rev. C* **76**, 024601 (2007).
 - [27] N. Keeley, R.S. Mackintosh, *Phys. Rev. C* **77**, 054603 (2008).
 - [28] P.W. Coulter, G.R. Satchler, *Nucl. Phys.* **A293**, 269 (1977).
 - [29] R.C. Johnson, P.J.R. Soper, *Phys. Rev. C* **1**, 976 (1970).
 - [30] I.J. Thompson, F.M. Nunes, *Nuclear Reactions for Astrophysics*, Cambridge U. Press (2009).
 - [31] G. P. A. Nobre *et al.*, *in preparation*.