

Level sets percolation on chaotic graphs

Yehonatan Elon and Uzy Smilansky

¹Department of Physics of Complex Systems,

The Weizmann Institute of Science, 76100 Rehovot, Israel

²Cardiff School of Mathematics and WIMCS, Cardiff University,

Senghennydd road, Cardiff CF24 4AG, UK.

Abstract. In this work we investigate the relations between the adjacency eigenvectors for mixing (expanding) regular graphs and a random Gaussian waves ensemble over the regular tree. We focus on the distribution of the level-sets for an eigenvector, i.e. the maximal connected components of the graph for which the eigenvector exceeds a prescribed value. For both of the models we identify a critical threshold, so that the large level-sets statistics is fundamentally different below and above it. These results support the random-waves model for random regular graphs, suggested in [1] and provide an extension to Bogomolny's percolation model [2] for two-dimensional chaotic billiards.

1. Introduction

The relations between the spectral statistics of Hamiltonian operators and the associated underlying dynamical characteristics are the essence of the theory of quantum chaos.

It is well believed that the local distribution of energy levels distinguishes between chaotic to integrable systems and may be described in terms of random matrices ensembles. According to the Berry-Tabor conjecture [3], the levels statistic for an operator with an underlying integrable dynamics converges in the semi-classical limit into that of a random diagonal matrix with identically independently distributed (iid) random variables. The level statistics for the quantization of a (time reversal invariant)

chaotic Hamiltonian is related to the Gaussian orthogonal ensemble (*GOE*) [4], consists of symmetric matrices with iid real Gaussian matrix elements.

In [5], random regular graphs were suggested as an intermediate step between the quantization of genuine chaotic system to the *GOE* ensemble. On the one hand, the time evolution of random walks on a typical regular graph is known to mix exponentially fast [6, 7]; on the other, the adjacency operator of a random regular graph is a symmetric matrix with identically (though not independently) distributed random variables (see section 2.2). Following the last observation, it was suggested that in the limit of large graphs with a fixed valency, the spectral properties of a typical regular graph should follow some of the universality classes related to systems with chaotic (or mixing) dynamics. Indeed, numerical simulations have demonstrated that the nearest-neighbor statistics converges to the *GOE* prediction. This observation found some analytic support in [8], where a trace formula was derived to the spectral form-factor, in terms of periodic orbits.

In this paper, we examine the distribution of eigenvectors for typical regular graphs and its correspondence to universality classes, which are conjectured to describe eigenfunctions of various chaotic operators. In particular we investigate the morphology of the associated *level sets*.

For a graph G and a real function $f(G)$ which is defined on the vertices of G , the α -level sets of f in G are the maximal connected components of G , on which f exceeds the value α . Level sets of a special interest are the zero level sets, or the positive *nodal domains* of $f(G)$.

The distribution of the (normalized) number of nodal domains in two dimensional chaotic billiards was examined in [9]. For chaotic billiards this distribution was observed to converge in the semi classical limit into a universal measure, independent of the idiosyncratic dynamical characteristics of the billiard. These findings found an intriguing explanation in [2], where it was suggested that the distribution of domains can be approximated by a non-correlated percolation process.

The eigenvectors statistics of random regular graphs was analyzed in [1], where it was conjectured that the distribution of the eigenvectors is converging into that of a Gaussian random waves model on the regular tree T_d . Moreover it was demonstrated that the model predicts with a high accuracy the distribution of nodal domains for the different eigenvectors.

Here we would like to consider the relations between the eigenvectors of random regular graphs, the random waves model and Bogomolny's percolation hypothesis [2].

We begin with a numerical study of the distribution of the largest α -level set for different eigenvectors of random regular graphs, where we identify a critical behavior of the sets with respect to α . In the next section we compare the observed transition to the prediction of the random waves model on T_d (following [10]). The paper is concluded by a comparison between the observed critical behavior and the percolation model for two dimensional billiards.

2. Preliminaries

2.1. Finite discrete graphs

A graph G is a discrete set of vertices, connected by edges. We denote the size of a graph by $|G| = n$, where by an abuse of notation, we use the symbol G to denote both the graph and its set of vertices. We will consider only simple graphs, i.e. graphs containing no loops or multiple edges.

A graph G is *d-regular* if for every vertex $v \in G$, the valency of v (or the number of edges connected to v) is exactly d .

For vertices $v, v' \in G$, we define the graph distance $|v - v'|$ as the length of the shortest walk in G from v to v' .

A graph may be represented by its adjacency operator A , where $A_{ij} = 1$ if $v_i, v_j \in G$ are adjacent vertices, or zero otherwise. As the adjacency operator is real and symmetric, it has n real eigenvalues.

We will denote the spectrum and eigenvectors of the adjacency operator by

$$\lambda_1 \leq \lambda_2 \leq \dots \leq \lambda_n \quad (A - \lambda_j)f_j = 0$$

The eigenvectors are normalized through the paper according to the convention

$$\sum_{v \in G} f_j^2(v) = n$$

so that $\text{Var}(f(v))$ does not vanish as $n \rightarrow \infty$.

2.2. $G(n, d)$ - the ensemble of random regular graphs

For a given value of $n, d \in \mathbb{N}$, the ensemble $G(n, d)$ consists of all d regular graphs on n vertices, equipped with the uniform measure.

The geometrical and spectral properties of $G(n, d)$ have been extensively studied for more than 30 years, and are successfully applied in various fields such as combinatorics, information theory, pseudo-randomness and more (see [11] for a review). In the following we would like to investigate the properties of the eigenvectors of a typical (n, d) graph, for a fixed $d \geq 3$ in the limit $n \rightarrow \infty$. Here and after, by stating that a typical (n, d) graph has a property \mathcal{X} , we mean that the probability that a graph $G \in G(n, d)$ has the property \mathcal{X} converges to one as $n \rightarrow \infty$.

In [12] the distribution of short cycles in $G(n, d)$ is calculated. Denoting by C_k the number of independent k -cycles in a graph, it is shown that the distribution of $\{C_k\}_{k=3}^{\log n/2}$ converges as $n \rightarrow \infty$ into independent Poisson random variables with an expectation value

$$\mathbb{E}(C_k) = \frac{(d-1)^k}{2k} . \tag{2.1}$$

Since the expected number of k -cycles do not increase with the size of the graph, we find that the ball of radius $c \log n$ around a random vertex has a tree structure with probability $1 - n^{c-1}$, for every $c < 1/2$. As a result, the local structure of an (n, d) graph near most of its vertices is identical to that of T_d - the d -regular (infinite) tree.

The diameter of an (n, d) graph, i.e. the maximal distance between vertices in G , is

given by [13]

$$\text{diam}(G) = \log(n \log n) + O(1) \quad (2.2)$$

Therefore, the typical distance between vertices along the boundary of the 'local tree' is of the same magnitude as the distance between two arbitrary vertices in G .

The local resemblance between (n, d) graphs and T_d is reflected in the spectral density of their adjacency operator as well. Both the spectrum of the tree [14] and the limiting spectral density of $G(n, d)$ [15] are supported on the interval

$$\sigma(T_d) = [-2\sqrt{d-1}, 2\sqrt{d-1}] \quad (2.3)$$

with a spectral density, given by

$$p(\lambda) = \frac{d}{2\pi} \frac{\sqrt{4(d-1) - \lambda^2}}{d^2 - \lambda^2} \quad (2.4)$$

For every connected regular graph which is not bipartite, the unique stationary distribution for random walks on the graph is uniform along the vertices. The rate of convergence into the stationary distribution is dictated by $P_{v,v'}^{(k)}$ - the probability that a walk of length k which begins at the vertex v will terminate in v' . In [7] it is shown that for a typical (n, d) graph

$$\limsup_{k \rightarrow \infty} \left| P_{v,v'}^{(k)} - \frac{1}{n} \right|^{1/k} = e^{-\gamma} \quad (2.5)$$

where the Lyapunov exponent

$$\gamma = 1 - \frac{2\sqrt{d-1}}{d} + O\left(\frac{1}{\log n}\right)$$

is strictly positive for $d \geq 3$. As a result, random walks on a typical (n, d) graph are exponentially mixing with a Lyapunov exponent $\gamma \approx 1 - 2\sqrt{d-1}/d$. This observation is the basis for the identification of (n, d) graphs as 'chaotic' [5], which was supported in [5, 8] by a numerical and a formal study of the levels statistics for the ensemble.

We refer the reader to [11] for a detailed review on expanding (equivalently, mixing) graphs and the relations between their spectral, geometrical and dynamical properties.

2.3. The distribution of eigenvectors for $G(n, d)$

In [1] the distribution of the adjacency eigenvectors for $G(n, d)$ was considered. Motivated by the identification of (n, d) graphs as chaotic, together with the geometrical and spectral resemblance between a typical (n, d) graph to T_d , it was claimed that the distribution of a typical eigenvector can be approximated by a real Gaussian process $\mathcal{GS}_d(\lambda)$. The process associates random functions $\psi_\omega : T_d \rightarrow \mathbb{R}$ to the regular tree, so that for every subset of vertices $\{v_j\} \subset T_d$, the distribution of any linear combination of $\psi_\omega(v_j)$ is Gaussian.

This conjecture is an analogue to Berry's model for the distribution of eigenfunctions for chaotic billiards [16] and therefore supports the spectral identification of $G(n, d)$ as 'quantum chaotic'.

A Gaussian process is uniquely characterized by its mean and covariance operator.

Introducing the Chebyshev Polynomials of the second kind

$$U_k(x) = \frac{\sin((k+1)\cos^{-1}(x))}{\sin(\cos^{-1}(x))} \quad (2.6)$$

and the polynomials [14, 17]

$$\phi^{(\lambda)}(k) = (d-1)^{-k/2} \left(\frac{d-1}{d} U_k\left(\frac{\lambda}{2\sqrt{d-1}}\right) - \frac{1}{d} U_{k-2}\left(\frac{\lambda}{2\sqrt{d-1}}\right) \right) \quad (2.7)$$

It was shown in [1, 10] that for every $\lambda \in \sigma(T_d)$ (2.3), the random Gaussian process $\mathcal{GS}_d(\lambda)$ which is characterized by the covariance

$$\text{Cov}(\psi_\omega(v), \psi_\omega(v')) = \phi^{(\lambda)}(|v - v'|) \quad (2.8)$$

Has the following properties:

- (i) $(A_{T_d} - \lambda I)\psi_\omega = 0$ for almost every $\psi_\omega \in \mathcal{GS}_d(\lambda)$.
- (ii) $\mathcal{GS}_d(\lambda)$ is invariant with respect to the symmetries of T_d .
- (iii) The process is normalized, so that $\text{Var}(\psi_\omega(v)) = 1$.

Moreover, it was suggested that the distribution of a typical eigenvector of an (n, d) graph, which corresponds to an eigenvalue $\lambda \in \sigma(T_d)$ converges locally to that of $\mathcal{GS}_d(\lambda)$.

This hypothesis, which will be denoted as *the random waves* model, was supported by

various numerical observations and found a partial formal justification in [10].

The random waves hypothesis will be the basis for the analysis of the morphology of level sets in (n, d) graphs, which will be carried out in this paper.

3. Level sets percolation on (n, d) graphs

For a graph G , a real function $f(G)$ and a given $\alpha \in \mathbb{R}$, we denote by

$$\tilde{G}_\alpha(f) = \{v \in G, f(v) > \alpha\} \quad (3.1)$$

the induced graph, which is obtained by deleting all the vertices for which $f(v)$ is below the threshold α ; The α -level sets of f in G are the connected components of $\tilde{G}_\alpha(f)$.

The level sets of eigenfunctions for two dimensional billiards and in particular the zero level sets (or the positive nodal domains) have gained a considerable attention as possible indicators for the underlying dynamics of the system [18, 9, 2, 19, 20, 21]. In particular it was suggested that the morphology of the zero level sets can be approximated in the semi classical-limit by a critical non-correlated percolation model [2], so that for $\alpha > 0$, the α -level sets of a typical eigenfunction are microscopic (logarithmic in the volume of the billiard), while for $\alpha < 0$ a macroscopic α -level set is conjectured to emerge.

Since there is no known analytical expression for the distribution of eigenvectors in an (n, d) graph, we cannot offer an expression for the limiting distribution of the α -level sets for this ensemble. However, motivated by the resemblance between the spectral and eigenfunctions statistics for $G(n, d)$ and chaotic billiards, we have looked for a numerical evidence to a phase transition in (n, d) level sets.

For a given graph $G \in G(n, d)$, $\alpha \in \mathbb{R}$ and an eigenvector $(A - \lambda I)f = 0$, we define $\tilde{G}_\alpha^{(max)}$ to be the largest component of $\tilde{G}_\alpha(f)$ (3.1) and evaluate the ratio $|\tilde{G}_\alpha^{(max)}|/|\tilde{G}_\alpha|$. We have generated (following [22]) and diagonalized (using MatLab) random regular graphs on up to 4000 vertices with valency ranging from 3 to 15. For each eigenvector f of each graph we have measured the ratio $|\tilde{G}_\alpha^{(max)}|/|\tilde{G}_\alpha|$ while varying α from $\min(f)$ to $\max(f)$. The variation in $|\tilde{G}_\alpha|/|\tilde{G}_\alpha^{(max)}|$ as a function of α is plotted in figure 1 for a 3-regular graph on 4000 vertices, where different lines correspond to different eigenvectors.

The observed variation indicates a sharp transition of the level sets: for every value

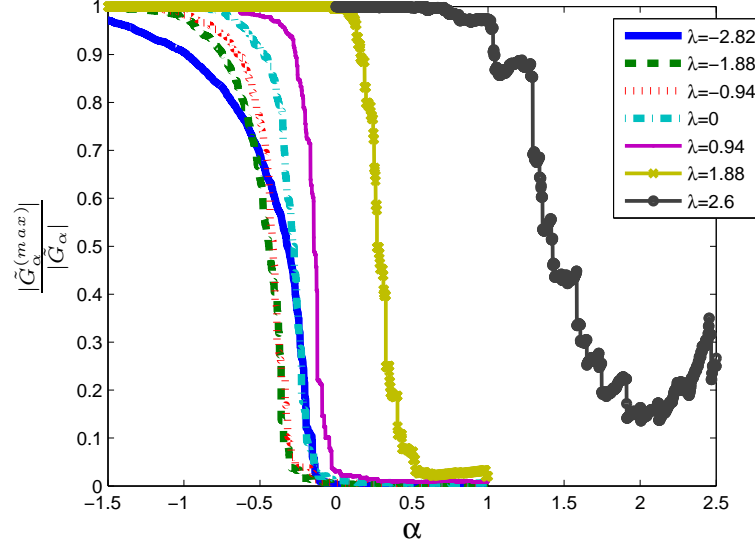


Figure 1. The ratio between the magnitude of the largest level set to the size of the induced graph \tilde{G}_α for a single realization of a $(4000, 3)$ graph. each one of the curves corresponds to one eigenvector, while α is varied along the curve.

of λ there is a narrow window in the vicinity of some $\alpha_c(\lambda, d)$, so that for $\alpha > \alpha_c$, the ratio $|\tilde{G}_\alpha^{(max)}|/|\tilde{G}_\alpha|$ is close to zero, while for $\alpha < \alpha_c$, $|\tilde{G}_\alpha^{(max)}|/|\tilde{G}_\alpha|$ is of order one. The described phenomenon was observed for all the tested values of d and for all the examined eigenvectors.

Moreover, repeating the experiment, while varying the size of the graph, we have observed that the value of $\alpha_c(\lambda, d)$ does not vary with n , while the transition becomes sharper as n increase. As an example, in figure 2 we plot the variation in $|\tilde{G}_\alpha^{(max)}|/|\tilde{G}_\alpha|$ for the eigenvectors which correspond to $\lambda \approx 0$, for different realizations of 3-regular graphs of various sizes.

The observed phenomena implies the existence of a phase transition for the level sets of (n, d) eigenvectors. Namely, for every $d \geq 3$ and $\lambda \in \sigma(T_d)$, there may exist an $\alpha_c(\lambda, d) \in \mathbb{R}$, so that the level sets of a typical (n, d) eigenvector which corresponds to the eigenvalue λ are all microscopic for $\alpha > \alpha_c$, while for $\alpha < \alpha_c$ a macroscopic component is expected to appear.

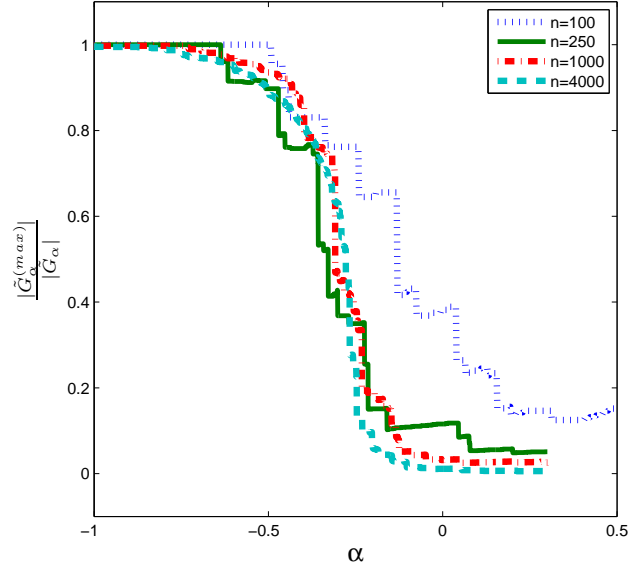


Figure 2. A comparison of the curve $|\tilde{G}_\alpha^{(max)}|/|\tilde{G}_\alpha|$, for several 3-regular graphs of varying size. the curves correspond to $n = 100, 250, 1000, 4000$ where in each graph we consider the eigenvector with the closest eigenvalue to zero.

Note that the suggested transition differs from the percolation hypothesis for chaotic billiards in two main aspects. First, while for billiards the transition is expected to follow the characteristics of non-correlated percolation, for (n, d) graphs we expect correlations to be relevant (as will be discussed in section 5). Second, Unlike the percolation model for billiards, the critical threshold for regular graphs depends on the corresponding eigenvalue.

In order to estimate the dependence of $\alpha_c(\lambda, d)$ on its arguments, we have chosen (somewhat arbitrarily) to identify $\alpha_c(\lambda, d)$ with the steepest point of the curve $|\tilde{G}_\alpha^{(max)}|/|\tilde{G}_\alpha|$, obtained for a graph of size $n = 4000$. In figure 3 we present our numerical estimate to the critical curve. The results suggest that for a given value of d , the critical threshold increases monotonically in λ , with the only exception of $d = 3$, where $\alpha_c(\lambda, d = 3)$ obtains a minimum in the vicinity of $\lambda \approx -0.52$.

As will be demonstrated in the next section, the observed phenomena may be explained by the analysis of the level sets structure for the random process $\mathcal{GS}_d(\lambda)$.

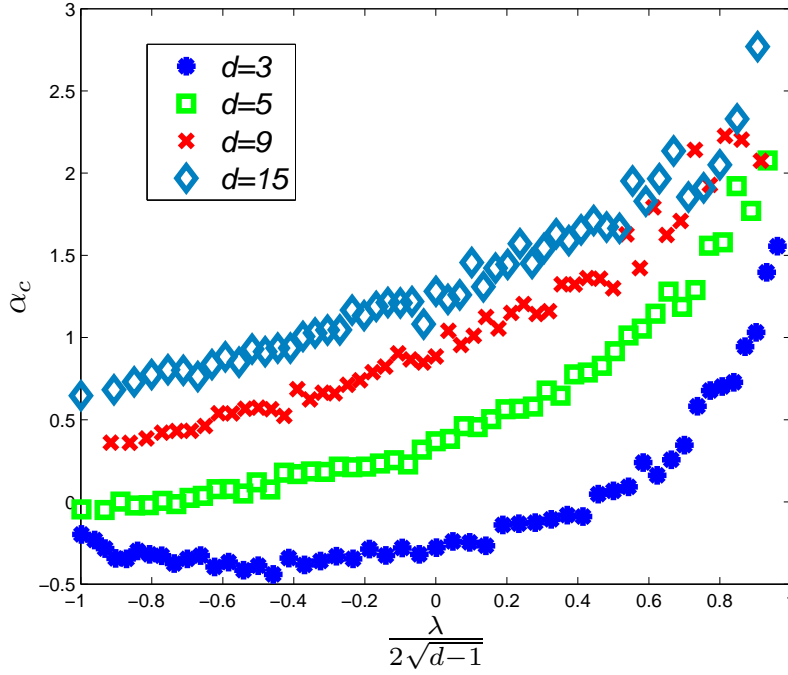


Figure 3. A numerical estimation to $\alpha_c(\lambda, d)$ for $d = 3, 5, 6, 12$.

4. The distribution of level sets in $\mathcal{GS}_d(\lambda)$

According to the random waves hypothesis, the existence of a critical threshold $\alpha_c(\lambda, d)$ for the level sets of a λ -eigenvector in $G(n, d)$ should be reflected in the distribution of the level sets for the random process $\mathcal{GS}_d(\lambda)$. In the supercritical regime $\alpha < \alpha_c$, we expect to find a percolating level set, or a level set of an infinite cardinality. In the subcritical regime $\alpha > \alpha_c$, the level sets are all expected to remain microscopic, so we do not expect to find an infinite component.

As the process $\mathcal{GS}_d(\lambda)$ is Gaussian and characterized by the covariance operator (2.8), it is possible to rigorously analyze its level sets statistics. Setting

$$T_\omega(\alpha) = \{v \in T_d, \psi_\omega(v) > \alpha\} \quad (4.1)$$

to denote the induced α level sets tree for a given $\psi_\omega \in \mathcal{GS}_d(\lambda)$, we show that:

Theorem 4.1. $\forall \lambda \in \sigma(T_d)$, there exists an $\alpha_c \in \mathbb{R}$ so that for almost every realization $\psi_\omega \in \mathcal{GS}_d(\lambda)$, $T_\omega(\alpha)$ has an infinite component for $\alpha < \alpha_c$, but only finite components

for $\alpha > \alpha_c$.

As the proof of the theorem is rather technical, we refer the interested reader to [10] where we provide a complete and detailed proof of the theorem. While we are skipping here the exact derivation, we would still like to describe here its main outlines.

As was suggested, for a given $\alpha \in \mathbb{R}$, the α -level sets of the process $\mathcal{GS}_d(\lambda)$ define a vertex percolation process on T_d . Note that the described process is homogeneous, i.e. the probability measure of the process is invariant with respect to the symmetries of T_d . For any homogenous process, the probability that $v, v' \in T_d$ belongs to the same connected component depends only on the distance between the vertices and will be denoted by $P_{|v-v'|}$. Denoting the sphere of radius k around $v \in T_d$ by

$$\Lambda_k(v) = \{v' \in T_d, |v - v'| = k\} \quad (4.2)$$

we find that the probability that v is connected to its k -sphere does not exceed $|\Lambda_k(v)|P_k$. Since $|\Lambda_k| = d(d-1)^k$, we obtain that if

$$\limsup_{k \rightarrow \infty} P_k^{1/k} < \frac{1}{d-1} \quad (4.3)$$

then the probability that the connected component of v exceeds the radius k decays exponentially with k , so that the probability to find an infinite component is zero and the process is subcritical.

We should note that the opposite statement is not necessarily correct, i.e. there are percolation processes on T_d for which $\liminf_{k \rightarrow \infty} P_k^{1/k} > 1/(d-1)$, but do not contain infinite components, due to long range correlations.

The influence of the correlations which are induced by the process can be formally evaluated according to the next classification of random processes on trees, introduced in [23].

Definition 4.2. A random percolation process on a tree graph Γ , associating $\forall \omega \in \Omega$ an induced subgraph $\Gamma_\omega \subset \Gamma$, is a *quasi Bernoulli* process, if $\exists M < \infty$, such that $\forall v_0, v_1, v_2 \in \Gamma$:

$$\frac{\mathbb{P}(v_1 \in C_{\Gamma_\omega}(v_0) | v_2 \in C_{\Gamma_\omega}(v_0))}{\mathbb{P}(v_1 \in C_{\Gamma_\omega}(v_0) | v_0 \wedge 1 \wedge 2 \in C_{\Gamma_\omega}(v_0))} \leq M. \quad (4.4)$$

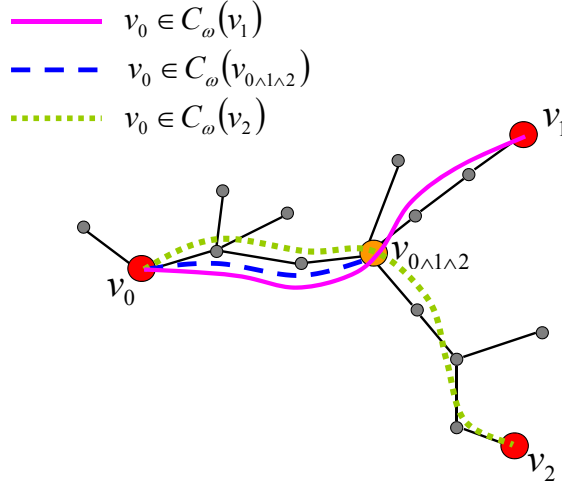


Figure 4. For a quasi-bernoulli process, the probability to find $v_0 \in C_\omega^\alpha(v_1)$ (i.e. that the continuous purple line is entirely occupied in Γ_ω) conditioned that $v_0 \in C_\omega^\alpha(v_2)$ (dotted green line is occupied) is uniformly bounded by the probability that $v_0 \in C_\omega^\alpha(v_1)$, conditioned that $v_0 \in C_\omega^\alpha(v_0 \wedge v_1 \wedge v_2)$ (dashed blue line is occupied). Therefore the effect of values which are obtained by the process along the path $v_{0 \wedge 1 \wedge 2} \rightarrow v_2$ has only a limited effect on the path $v_{0 \wedge 1 \wedge 2} \rightarrow v_1$.

where $v_{0 \wedge 1 \wedge 2}$ is the intersection of the simple paths in Γ between the three vertices (see figure 4) and $C_{\Gamma_\omega}(v_0)$ is the connected component of v_0 in Γ_ω .

According to definition 4.2, in a quasi Bernoulli process, the distribution of the process along any simple path is only moderately affected by the realization of the process outside the path. As an example, it can be verified that a Markovian process is quasi Bernoulli.

The quasi Bernoulli classification provides a simple criterion for the relevance of the long range correlations of the process on its macroscopic properties, as suggested by the next lemma [23]‡:

Lemma 4.3. (Lyons) *Let $\{\Omega, \mathbb{P}\}$ be an invariant quasi Bernoulli process on T_d , which*

‡ The theorem as it appears in [23] characterizes general quasi-Bernoulli process on an arbitrary tree graph. For the sake of clarity, we consider here only the restriction of the theorem to invariant percolation processes on T_d .

associates $\forall \omega \in \Omega$ an induced graph $T_\omega \subset T_d$. If §

$$\lim_{k \rightarrow \infty} P_k^{1/k} < \frac{1}{d-1} \quad (4.5)$$

then, all the connected components of T_ω are almost surely finite. If

$$\lim_{k \rightarrow \infty} P_k^{1/k} > \frac{1}{d-1} \quad (4.6)$$

T_ω will almost surely have a component of an infinite cardinality. \square

An equivalent phrasing of the lemma is the following: for a quasi Bernoulli process on T_d , all the components are almost surely finite if their expected cardinality is finite, while if the expected cardinality diverges, infinite components will almost surely exist. As the α -level sets are monotonically decreasing in α , we find that in order to prove theorem 4.1 it is enough to show that

- For every $\lambda \in \sigma(T_d)$ and $\alpha \in \mathbb{R}$, the α -level sets of $\mathcal{GS}_d(\lambda)$ are quasi Bernoulli
- For small enough values of α there almost surely exist infinite level sets, while for large enough values the α -level sets are all finite with probability one.

The first condition guaranties that for every $\lambda \in \sigma(T_d)$ and $\alpha \in \mathbb{R}$, the probability to find an infinite component is either zero or one (according to lemma 4.3). Assuming the level sets are quasi Bernoulli, and since $\lim_{k \rightarrow \infty} P_k^{1/k}(\alpha)$ is monotone in α , the second condition ensures that for every $\lambda \in \mathbb{R}$ a supercritical and a subcritical phases exist, where the transition between the two occurs at $\alpha_c(\lambda, d)$ which is given by the implicit expression

$$\lim_{k \rightarrow \infty} P_k^{1/k}(\alpha_c) = \frac{1}{d-1} \quad (4.7)$$

To verify the existence of a subcritical regime, we note that if a simple path U of length k is contained in an α -level set, then necessarily $\forall v_j \in U, \psi_\omega(v_j) > \alpha$. Therefore,

§ Note that for a quasi Bernoulli process, the limit $\lim_{|v'-v| \rightarrow \infty} (\mathbb{P}(v' \in C_{T_\omega}(v)))^{1/|v-v'|}$ does exists. This can be verified by restricting the condition (4.4) to cases in which v_0 is on the simple path between v_1 to v_2 , i.e. $v_0 = v_0 \wedge 1 \wedge 2$.

setting $\Psi_\omega(U) = \sum_{j=1}^k \psi_\omega(v_j)$, we obtain that

$$\begin{aligned} P_k(\alpha) &= \mathbb{P}(\forall v_j \in U, \psi_\omega(v_j) > \alpha) \\ &< \mathbb{P}(\Psi_\omega(U) > k\alpha) \end{aligned} \quad (4.8)$$

Note that $\Psi_\omega(U)$ is a Gaussian random variable, with mean zero and variance

$$\begin{aligned} \text{Var}(\Psi_\omega(U)) &= \mathbb{E} \left[\left(\sum_{ij} \psi_\omega(v_i) \psi_\omega(v_j) \right)^2 \right] \\ &= k \left(\phi^{(\lambda)}(0) + 2 \sum_{j=1}^{k-1} \frac{k-j}{k} \phi^{(\lambda)}(j) \right) < k\Phi^{(\lambda)} \end{aligned} \quad (4.9)$$

where $\Phi^{(\lambda)} = \phi^{(\lambda)}(0) + 2 \sum_{j=1}^{\infty} |\phi^{(\lambda)}(j)|$ (2.7).

Since $\phi^{(\lambda)}(j)$ is exponentially decreasing in j (2.7), we find that $\Phi^{(\lambda)} < \infty$. Therefore

$$P_k(\alpha) < \frac{1}{\sqrt{2\pi k\Phi^{(\lambda)}}} \int_{k\alpha}^{\infty} \exp\left(-\frac{x^2}{2k\Phi^{(\lambda)}}\right) < e^{-\beta\alpha^2 k} \quad (4.10)$$

where $\beta = (2\Phi^{(\lambda)})^{-1}$.

As $|\Lambda_k| = d(d-1)^{k-1}$, we obtain from (4.3) and (4.10) that the α -level sets are subcritical for $\alpha > \sqrt{\ln(d-1)/\beta}$.

The existence of infinite α -level sets for small enough α is a straight-forward consequence of [24], where it is shown that every homogenous vertex percolation process on T_d , for which the survival probability exceeds $d/2(d-1)$ is supercritical. As $\psi_\omega(v)$ distributes as a normal variable with mean zero and variance one, the vertex survival probability for $T_\alpha(\psi_\omega)$ is given by

$$P_0(\alpha) = \frac{1}{\sqrt{2\pi}} \int_{\alpha}^{\infty} e^{-x^2/2} . \quad (4.11)$$

Since $d/2(d-1) \leq 3/4$ for every $d \geq 3$ and as according to (4.11) $P_0(\alpha) > 3/4$ for $\alpha \leq -0.68$, we obtain that for every $d \geq 3$ and $\lambda \in \sigma(T_d)$, the α -level sets of $\mathcal{GS}_d(\lambda)$ are supercritical for $\alpha < -0.68$.

In order to prove that the α -level sets of $\mathcal{GS}_d(\lambda)$ are quasi Bernoulli, we have to show that the long range correlations do not dominate the structure of the random tree $T_\omega(\alpha)$ (4.1). A major step toward this goal is the next theorem, which identify the following Markov property of the underlying process $\mathcal{GS}_d(\lambda)$:

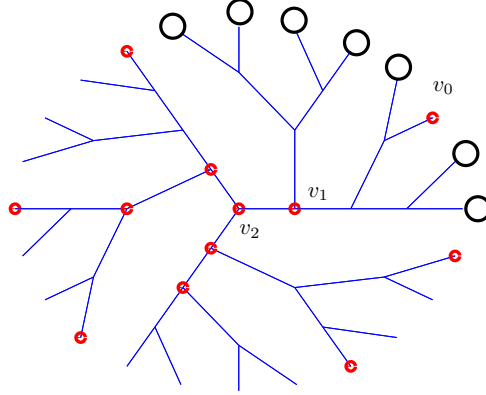


Figure 5. A set of vertices which corresponds to the requirements of theorem 4.4. v_0, v_1 and v_2 are denoted explicitly; $\{v_j\}_{j \geq 3}$ are marked by full red circles; $\{v' \in \Lambda_k, |v' - v_1| < |v' - v_2|\}$ are marked by hollow black circles (see 4.12) for the case $k = 3$.

Theorem 4.4. Let $\{v_j\}_{j=0}^k \subset T_d$ (for $k \geq 3$), so that $|v_1 - v_2| = 1$, and v_1 is on the simple path between v_0 to $\{v_j\}_{j=2}^k$ (see figure 5). Then $\forall \lambda \in \sigma(T_d)$, the distribution of $\psi_\omega(v_0)$ conditioned on $\{\psi_\omega(v_j)\}_{j=1}^k$ is independent of $\{\psi_\omega(v_j)\}_{j=3}^k$

The proof of theorem 4.4 relies on the observation that for any adjacency eigenvector $\psi : T_d \rightarrow \mathbb{R}$, the value of $\psi(v_1), \psi(v_2)$ determines the value of the sum

$$\sum_{v' \in \Lambda_k(v_1), |v' - v_1| < |v' - v_2|} \psi(v') \quad (4.12)$$

(see figure 5). Since the distribution of $\mathcal{GS}_d(\lambda)$ is invariant with respect to the symmetries of T_d , we obtain from the last observation that given $\{\psi_\omega(v_j)\}_{j=1}^k$, the expected value of $\psi_\omega(v_0)$ is determined by $\psi_\omega(v_1), \psi_\omega(v_2)$.

Since non-correlated components of a multi-normal random vector are also independent (e.g. [25]), the theorem follows. \square

The described dominance of short range correlations in the process $\mathcal{GS}_d(\lambda)$, is utilized in [10], to bound rigorously the effect of long range correlation in $T_\omega(\alpha)$, resulting in the identification of $T_\omega(\alpha)$ as a quasi Bernoulli process and in the establishment of

theorem 4.1.

To verify the correspondence between theorem 4.1 to the observed transition for $G(n, d)$, we have solved numerically (4.7) for various values of d and $\lambda \in \sigma(T_d)$ and compared the random waves prediction to the observed critical curves for $G(n, d)$ (figure 3). As can be seen in figure 6, the empirical curve and the Gaussian prediction seems

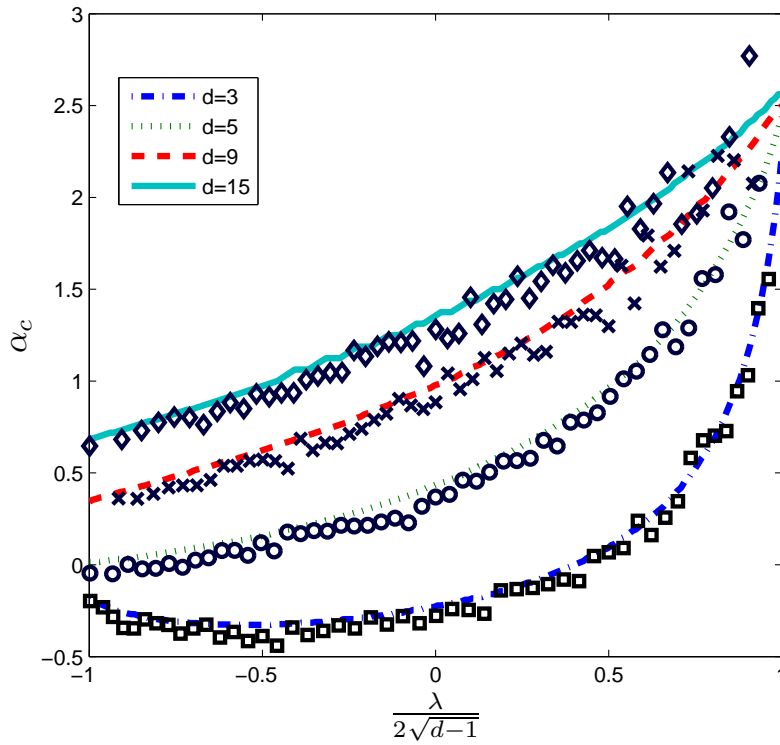


Figure 6. A comparison between the value of $\alpha_c(\lambda, d)$ for the Gaussian process $\mathcal{GS}_d(\lambda)$, given by equation 4.7 (lines) to the numerical estimation of $\alpha_c(\lambda, d)$ for (n, d) graphs (markers).

to coalesce for all of the investigated valencies and energies, providing yet additional support to the random waves model for $G(n, d)$.

5. Relations with previous results

The identification of a phase transition for the level sets of $\mathcal{GS}_d(\lambda)$ (and the observed transition for $G(n, d)$ eigenvectors) may be considered as an extension of the percolation hypothesis for random waves on \mathbb{R}^2 and for chaotic billiards [2]. We would like to conclude this paper by a short comparison between the two models.

We should note that the formal derivation for both of the model is based on the statistical properties of the corresponding random waves model. while the heuristic justification of the percolation hypothesis for two-dimensional random waves is based on arguments which are not clearly justified [26, 27, 28, 21], theorem 4.1 provides a rigorous proof to the existence of a critical level-set for $\mathcal{GS}_d(\lambda)$.

In both of the cases, the applicability of the suggested model to the corresponding chaotic system (a billiard or a mixing regular graph) is a consequence of the corresponding random waves model and not of an independent derivation. However the consistency of the models with various numerical tests, such as [9, 2, 29, 20] (for billiards) and [1] (for (n, d) graphs) provide a firm support both for the percolation and the random-waves models.

The arguments behind the two percolation models differ significantly. The percolation hypothesis for two dimensional chaotic billiards is justified in [2, 19] by dimensional arguments which prevents its generalization for generic chaotic systems, or even billiards of higher dimensions. In particular it is based on the topological identification of a random wave with the square lattice [2, 21, 27] and the particular critical threshold $p_c = 1/2$ for self-dual bond percolation processes on the square lattice. In addition, the neglect of correlation is based on a careful application of the Harris criterion [30], which is valid only for two-dimensional systems [19, 27].

Unfortunately, the identification of a critical level set for the process $\mathcal{GS}_d(\lambda)$ demonstrates the same weakness, as it utilizes repeatedly the tree structure of T_d . Nevertheless, the identification of a critical level sets for the two seemingly non-related waves ensembles hints on a universal mechanism behind the phenomena. In addition

the dependence of the critical point (4.7) in the spectral parameter λ , implies that the suggested transition for the eigenfunctions of a generic chaotic system (assuming it indeed exists) may exhibit a more complicated behavior than the simple model which is suggested in [2].

Acknowledgments

The authors would like to thank I. Benjamini, M. Aizenman and O. Zeitouni for enlightening discussions, comments and suggestions.

The work was supported by the Minerva Center for non-linear Physics, the Einstein (Minerva) Center at the Weizmann Institute and the Wales Institute of Mathematical and Computational Sciences (WIMCS). Grants from EPSRC (grant EP/G021287), ISF (grant 166/09), GIF (grant 284/3), BSF (710021/1) and Afeka college of engineering are acknowledged.

Bibliography

- [1] Y. Elon. Eigenvectors of the discrete Laplacian on regular graphs—a statistical approach. *J. Phys. A*, 41(43):435203, 17, 2008.
- [2] E. Bogomolny and C. Schmit. Percolation model for nodal domains of chaotic wave functions. *Physical Review Letters*, 88(11):114102, March 2002.
- [3] M. V. Berry and M. Tabor. Level Clustering in the Regular Spectrum. *Royal Society of London Proceedings Series A*, 356:375–394, September 1977.
- [4] O. Bohigas, M. J. Giannoni, and C. Schmit. Characterization of chaotic quantum spectra and universality of level fluctuation laws. *Phys. Rev. Lett.*, 52(1):1–4, 1984.
- [5] D. Jakobson, S. D. Miller, I. Rivin, and Z. Rudnick. Eigenvalue spacings for regular graphs. *arXiv:hep-th/0310002v1*, September 2003.
- [6] A. Broder and Shamir E. On the second eigenvalue of random regular graphs. *Foundations of Computer Science, Annual IEEE Symposium on*, 0:286–294, 1987.
- [7] J. Friedman. A proof of Alon’s second eigenvalue conjecture and related problems. *Mem. Amer. Math. Soc.*, 195(910):viii+100, 2008.
- [8] I. Oren, U. Smilansky, and A. Godel. Trace formulae and spectral statistics for discrete laplacians on regular graphs (i). *J. Phys A.*, 42:415101, 2009.

- [9] G. Blum, S. Gnutzmann, and U. Smilansky. Nodal domains statistics: A criterion for quantum chaos. *Physical Review Letters*, 88(11):114101, March 2002.
- [10] Y. Elon. Gaussian waves on the regular tree. *arXiv:0907.5065v2 [math-ph]*, September 2009.
- [11] S. Hoory, N. Linial, and A. Wigderson. Expander graphs and their applications. *Bull. Amer. Math. Soc. (N.S.)*, 43(4):439–561 (electronic), 2006.
- [12] N. C. Wormald. The asymptotic distribution of short cycles in random regular graphs. *J. Combin. Theory Ser. B*, 31(2):168–182, 1981.
- [13] B. Bollobás and W. F. De la Vega. The diameter of random regular graphs. *Combinatorica*, 2(2):125–134, June 1982.
- [14] P. Cartier. Fonctions harmoniques sur un arbre. In *Symposia Mathematica, Vol. IX*, pages 203–270. Academic Press, London, 1972.
- [15] B. D. McKay. The expected eigenvalue distribution of a large regular graph. *Linear Algebra Appl.*, 40:203–216, 1981.
- [16] M. V. Berry. Regular and irregular semiclassical wave functions. *Journal of Physics A Mathematical General*, 10:2083–2091, 1977.
- [17] R. Brooks. The spectral geometry of k -regular graphs. *J. Anal. Math.*, 57:120–151, 1991.
- [18] R. M. Stratt, N. C. Handy, and W. H. Miller. On the quantum mechanical implications of classical ergodicity. *Jour. of Chem. Phys.*, 71:3311–3322, October 1979.
- [19] E. Bogomolny and C. Schmit. Random wavefunctions and percolation. *Journal of Physics A Mathematical General*, 40:14033–14043, November 2007.
- [20] E. Bogomolny, R. Dubertrand, and C. Schmit. SLE description of the nodal lines of random wavefunctions. *Journal of Physics A: Mathematical and Theoretical*, 40(3):381, 2007.
- [21] J. P. Keating, J. Marklof, and I. G. Williams. Nodal domain statistics for quantum maps, percolation, and stochastic loewner evolution. *Physical Review Letters*, 97(3):034101, 2006.
- [22] A. Steger and N. C. Wormald. Generating random regular graphs quickly. *Combin. Probab. Comput.*, 8(4):377–396, 1999. Random graphs and combinatorial structures (Oberwolfach, 1997).
- [23] R. Lyons. The Ising model and percolation on trees and tree-like graphs. *Comm. Math. Phys.*, 125(2):337–353, 1989.
- [24] O. Häggström. Infinite clusters in dependent automorphism invariant percolation on trees. *Ann. Probab.*, 25(3):1423–1436, 1997.
- [25] I. A. Ibragimov and Y. A. Rozanov. *Gaussian random processes*, volume 9 of *Applications of Mathematics*. Springer-Verlag, New York, 1978. Translated from the Russian by A. B. Aries.
- [26] G. Foltin, S. Gnutzmann, and U. Smilansky. The morphology of nodal lines random waves versus

- percolation. *Journal of Physics A Mathematical General*, 37:11363–11371, November 2004.
- [27] G. Foltin. The distribution of extremal points of Gaussian scalar fields. *J. Phys. A*, 36(16):4561–4580, 2003.
- [28] A. Aronovitch and U. Smilansky. The statistics of the points where nodal lines intersect a reference curve. *J. Phys. A*, 40(32):9743–9770, 2007.
- [29] Y. Elon, S. Gnutzmann, C. Joas, and U. Smilansky. Geometric characterization of nodal domains: the area-to-perimeter ratio. *J. Phys. A*, 40(11):2689–2707, 2007.
- [30] A. B. Harris. Effect of random defects on the critical behaviour of ising models. *Journal of Physics C: Solid State Physics*, 7(9):1671–1692, 1974.