

Chiral condensate and dressed Polyakov loop in the Nambu–Jona-Lasinio model

Tamal K. Mukherjee^{1,2,*}, Huan Chen^{1,†} and Mei Huang^{1,2‡}

¹ *Institute of High Energy Physics, Chinese Academy of Sciences, Beijing, China* and

² *Theoretical Physics Center for Science Facilities, Chinese Academy of Sciences, Beijing, China*

(Dated: November 12, 2018)

We investigate the chiral condensate and the dressed Polyakov loop or dual chiral condensate at finite temperature and density in two-flavor Nambu–Jona-Lasinio model. The dressed Polyakov loop is regarded as an equivalent order parameter of deconfinement phase transition in a confining theory. We find the behavior of dressed Polyakov loop in absence of any confinement mechanism is quite interesting, with only quark degrees of freedom present, it still shows an order parameter like behavior. It is found that in the chiral limit, the critical temperature for chiral phase transition coincides with that of the dressed Polyakov loop in the whole (T, μ) plane. In the case of explicit chiral symmetry breaking, it is found that the transition temperature for chiral restoration T_c^X is smaller than that of the dressed Polyakov loop T_c^D in the low baryon density region where the transition is a crossover. With the increase of current quark mass the difference between the two transition temperatures is found to be increasing. However, the two critical temperatures coincide in the high baryon density region where the phase transition is of first order. We give an explanation on the feature of $T_c^X = T_c^D$ in the case of 1st and 2nd order phase transitions, and $T_c^X < T_c^D$ in the case of crossover, and expect this feature is general and can be extended to full QCD theory. Our result might indicate that in the case of crossover, there exists a small region where chiral symmetry is restored but the color degrees of freedom are still confined.

PACS numbers:

I. INTRODUCTION

Quantum Chromodynamics (QCD) in nonperturbative regime has two fundamental properties: chiral symmetry is dynamically broken and color charges are confined. The interplay between chiral symmetry breaking and confinement as well as the chiral and deconfinement phase transitions at finite temperature and density are of continuous interests [1–6]. These two transitions are characterized by the breaking and restoration of chiral and center symmetry, which are well defined in two extreme quark mass limits. In the chiral limit when the current quark mass is zero $m = 0$, the chiral condensate is the order parameter for the chiral phase transition. When the current quark mass goes to infinity $m \rightarrow \infty$, QCD becomes pure gauge $SU(3)$ theory, which is center symmetric in the vacuum, and the usually used order parameter is the Polyakov loop [1].

The relation between the chiral and deconfinement phase transitions is very important for the phase diagram at high baryon density region [7]. It is conjectured in Ref. [8] that in large N_c limit, a confined but chiral symmetric phase, which is called quarkyonic phase can exist in the

high baryon density region. It is very interesting to study whether this quarkyonic phase can survive in real QCD phase diagram, and how it competes with nuclear matter and the color superconducting phase. (It is noticed that in Ref. [9], it is found that at zero chemical potential, the lattice results for the thermodynamical properties have a very mild dependence on the number of colors.)

Lattice QCD at the current stage cannot go to very high baryon density. For zero chemical potential, previous lattice results show that these two transitions occur at the same temperature, e.g. in Ref. [10–14], and also in review papers [15, 16]. In recent years, three lattice groups, MILC group [17], RBC-Bielefeld group [18] and Wuppertal-Budapest group [19–21] have studied the chiral and deconfinement phase transition temperatures with almost physical quark masses. The RBC-Bielefeld group claimed that the two critical temperatures for $N_f = 2 + 1$ coincide at $T_c = 192(7)(4)\text{MeV}$. The Wuppertal-Budapest group found that for the case of $N_f = 2 + 1$, there are three transition temperatures, the transition temperature for chiral restoration of u, d quarks $T_c^{X(ud)} = 151(3)(3)\text{MeV}$, the transition temperature for chiral restoration of s quark $T_c^{X(s)} = 175(2)(4)\text{MeV}$ and the deconfinement transition temperature $T_c^d = 176(3)(4)\text{MeV}$. From this result, we can read that the critical temperatures for different transitions are different. According to the Wuppertal-Budapest group, this is the consequence of the crossover nature.

In the framework of QCD effective models, there is still

*Electronic address: mukherjee@ihep.ac.cn

†Electronic address: chenhuan@ihep.ac.cn

‡Electronic address: huangm@ihep.ac.cn

no dynamical model which can describe the chiral symmetry breaking and confinement simultaneously. The main difficulty of effective QCD model to include confinement mechanism lies in that it is difficult to calculate the Polyakov loop analytically. Currently, the popular models used to investigate the chiral and deconfinement phase transitions are the Polyakov Nambu-Jona-Lasinio model (PNJL) [22–27] and Polyakov linear sigma model (PLSM) [28, 29]. However, the shortcoming of these models is that the temperature dependence of the Polyakov-loop potential is put in by hand from lattice result, which cannot be self-consistently extended to finite baryon density. Recently, efforts have been made in Ref.[30] to derive a low-energy effective theory for confinement-deconfinement and chiral-symmetry breaking/restoration from first-principle.

Recent investigation revealed that quark propagator, heat kernels can also act as an order parameter as they transform non trivially under the center transformation related to deconfinement transition [31–33]. But the exciting result is the behavior of spectral sum of the Dirac operator under center transformation [32, 34–36]. A new order parameter, called dressed Polyakov loop has been defined which can be represented as a spectral sum of the Dirac operator [36]. It has been found the infrared part of the spectrum particularly plays a leading role in confinement [32]. This result is encouraging since it gives a hope to relate the chiral phase transition with the confinement-deconfinement phase transition. The order parameter for chiral phase transition is related to the spectral density of the Dirac operator through Banks-Casher relation [4]. Therefore, both the dressed Polyakov loop and the chiral condensate are related to the spectral sum of the Dirac operator.

Behavior of the dressed Polyakov loop is mainly studied in the framework of Lattice gauge theory [37, 38]. Apart from that, studies based on Dyson-Schwinger equations [39–41] and PNJL model [42] have been carried out. In those studies the role of dressed Polyakov loop as an order parameter is discussed at zero chemical potential. In this work, we will investigate the deconfinement phase transition by using the dressed Polyakov loop as an equivalent order parameter in the Nambu-Jona-Lasinio (NJL) model. As we know, the NJL model lacks of confinement and the gluon dynamics is encoded in a static coupling constant for four point contact interaction. However, assuming that we can read the information of confinement from the dual chiral condensate, it would be interesting to see the behavior of the dressed Polyakov loop in a scenario without any explicit mechanism for confinement.

In this work we study the phase transitions in the NJL model in (T, μ) plane in chiral limit as well for small quark mass limit. This paper is organized as follows: We introduce the dressed Polyakov loop as an equivalent order parameter of confinement-deconfinement phase transition and the NJL model in Sec. II. Then in Sec.III, we investigate the phase transitions in $T - \mu$ plane in

the chiral limit and in the case of explicit chiral symmetry breaking, respectively. We offer an analysis on the relation between the chiral and deconfinement phase transitions in Sec. IV. At the end, we give the conclusion and discussion.

II. DRESSED POLYAKOV LOOP AND THE NJL MODEL

Before going to our work, let us briefly introduce the dressed Polyakov loop. To do this we have to consider a $U(1)$ valued boundary condition for the fermionic fields in the temporal direction instead of the canonical choice of anti-periodic boundary condition,

$$\psi(x, \beta) = e^{-i\phi}\psi(x, 0), \quad (1)$$

where $0 \leq \phi < 2\pi$ is the phase angle and β is the inverse temperature.

Dual quark condensate Σ_n is then defined by the Fourier transform (w.r.t the phase ϕ) of the general boundary condition dependent quark condensate [36–38],

$$\Sigma_n = - \int_0^{2\pi} \frac{d\phi}{2\pi} e^{-in\phi} \langle \bar{\psi}\psi \rangle_\phi, \quad (2)$$

where n is the winding number.

Particular case of $n = 1$ is called the dressed Polyakov loop which transforms in the same way as the conventional thin Polyakov loop under the center symmetry and hence is an order parameter for the deconfinement transition [36–38]. It reduces to the thin Polyakov loop and to the dual of the conventional chiral condensate in infinite and zero quark mass limits respectively, i.e., in the chiral limit $m \rightarrow 0$ we get the dual of the conventional chiral condensate and in the $m \rightarrow \infty$ limit we have thin Polyakov loop [36–38].

The two-flavor NJL model is described by the Lagrangian density in the form of

$$\mathcal{L} = \bar{\psi}(i\gamma^\mu\partial_\mu - m)\psi + G_S[(\bar{\psi}\psi)^2 + (\bar{\psi}i\gamma_5\tau\psi)^2], \quad (3)$$

where only scalar and pseudo-scalar channels are considered, m is the current quark mass. The ϕ dependent thermodynamic potential in the mean field level for scalar four point interaction is given by,

$$\Omega_\phi^{NJL} = -2N_f \int_\Lambda \frac{d^3p}{(2\pi)^3} [3E_p + \frac{3}{\beta} \ln(1 + e^{-\beta E_p^-}) + \frac{3}{\beta} \ln(1 + e^{-\beta E_p^+})] + G_s \langle \sigma \rangle_\phi^2. \quad (4)$$

Where, N_f is the number of flavors which is 2, $E_p^\pm = E_p \pm \mu \pm T\Phi$, $\langle \sigma \rangle_\phi = \langle \bar{\psi}\psi \rangle_\phi$. The single particle energy is $E_p = \sqrt{|\vec{p}|^2 + M^2}$ and constituent mass is given by $M = m - 2G_s \langle \sigma \rangle_\phi$. The last term $T\Phi$ in the expression for E_p^\pm arises because of the imposed $U(1)$ valued temporal

boundary condition parameterized by the angle ϕ and is given by $\Phi = -i\pi + i\phi$.

We work in the isospin symmetric limit and contribution from pions arising out of pseudo scalar interaction is not taken into account. The thermodynamic potential contains imaginary part. We take only the real part of the potential and the imaginary phase factor is not considered in this work. The mean field $\langle\sigma\rangle_\phi$ is obtained by minimizing the potential for each value of $\phi \in [0, 2\pi)$ for fixed T and μ . The conventional chiral condensate is $\langle\sigma\rangle_\pi = \langle\bar{\psi}\psi\rangle_\pi$. The dressed Polyakov loop Σ_1 is obtained by integrating over the angle. The values of the parameters Λ and G_s are taken as 0.6315GeV and 5.498GeV^{-2} , respectively.

III. NUMERICAL RESULTS

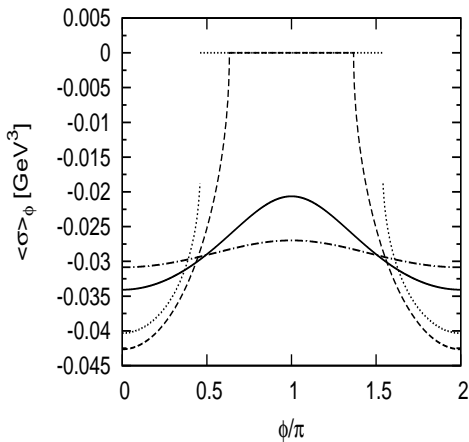


FIG. 1: Angle variation of $\langle\sigma\rangle_\phi$ for different values of temperatures and chemical potentials in the case of chiral limit. The solid line corresponds to $T = 150\text{MeV}, \mu = 100\text{MeV}$, dashed line corresponds to $T = 250\text{MeV}, \mu = 100\text{MeV}$, dash-dotted line corresponds to $T = 40\text{MeV}, \mu = 300\text{MeV}$, and dot corresponds to $T = 150\text{MeV}, \mu = 300\text{MeV}$.

In this work, we investigate phase transitions for two cases, i.e., in the chiral limit and with explicit chiral symmetry breaking. Fig. 1 and 2 show the behavior of the angle dependence of the general chiral condensate for various chemical potentials and temperatures for $m = 0$ and $m = 5.5\text{MeV}$, respectively. The four curves presented in each figure represent two temperatures above and below the critical temperature for two particular values of the chemical potential. Same qualitative features have been found for both the quark masses. The variation is symmetrical around $\phi = \pi$ as reported in other studies [39, 42].

Almost no variation with respect to angle is found for low temperatures. As the temperature increases the variation over the angle grows. We expect the absolute value of the chiral condensate decreases with the increase of temperature. However, from the figure, this conventional

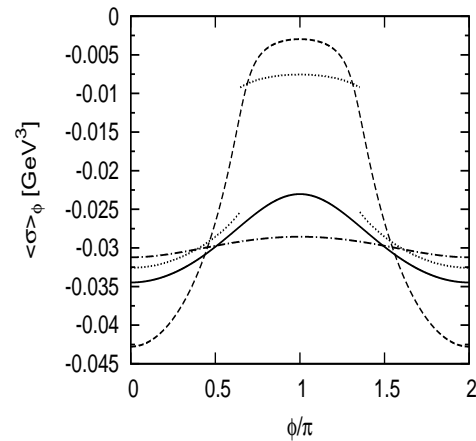


FIG. 2: Angle variation of $\langle\sigma\rangle_\phi$ for different values of temperatures and chemical potentials in the case of $m = 5.5\text{MeV}$. The solid line corresponds to $T = 150\text{MeV}, \mu = 100\text{MeV}$, dashed line corresponds to $T = 250\text{MeV}, \mu = 100\text{MeV}$, dash-dotted line corresponds to $T = 20\text{MeV}, \mu = 340\text{MeV}$ and dotted line corresponds to $T = 40\text{MeV}, \mu = 340\text{MeV}$.

behavior of the chiral condensate with temperature only persists up to a certain angle, beyond which the opposite behavior is observed. The plateau around $\phi = \pi$ is more flat above T_c in case of zero current quark mass and its value is consistent with the expectation of complete restoration of chiral symmetry in the chiral limit.

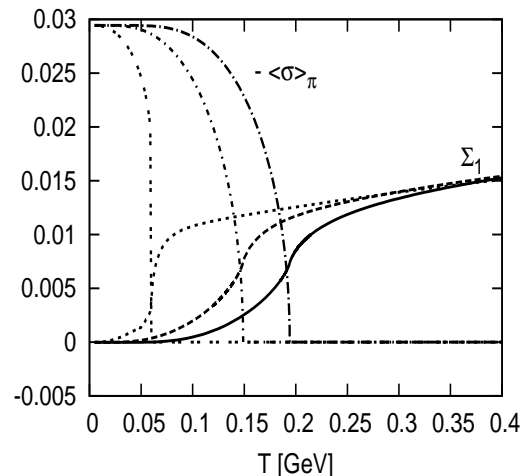


FIG. 3: The conventional chiral condensate $-\langle\sigma\rangle_\pi$ and the dressed Polyakov loop Σ_1 as functions of temperature for different values of the chemical potentials in the chiral limit. From right to left the values of the chemical potential are 0, 200, 300 MeV, respectively.

Fig. 3 and 4 show the behavior of the conventional chiral condensate $-\langle\sigma\rangle_\pi$ and the dressed Polyakov loop Σ_1 at different chemical potentials as functions of temperature for $m = 0$ and $m = 5.5\text{MeV}$, respectively. For both cases, it is observed there are three temperature regions

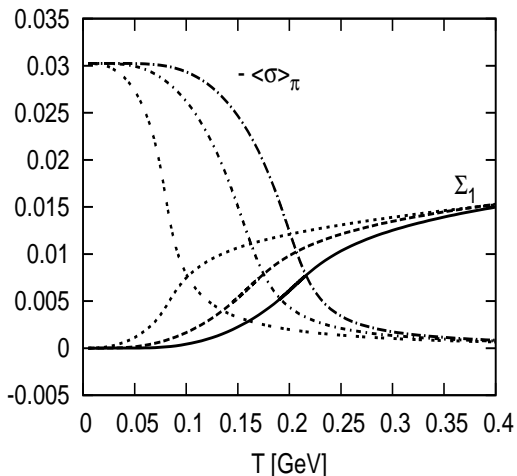


FIG. 4: The conventional chiral condensate $-\langle\sigma\rangle_\pi$ and the dressed Polyakov loop Σ_1 as functions of temperature for different values of the chemical potentials in the case of explicit chiral symmetry breaking $m = 5.5\text{MeV}$. From right to left the values of the chemical potential are 0, 200, 300MeV, respectively.

for $-\langle\sigma\rangle_\pi$ and Σ_1 . For $-\langle\sigma\rangle_\pi$, at smaller temperatures it remains constant at a value corresponding to the value of the conventional chiral condensate in the vacuum, then it rapidly decreases in a small window of temperature and eventually almost saturates to a lower value. The rapid decreasing occurs at different temperatures for different values of the chemical potentials. On the other hand the behavior for the dressed Polyakov loop is just the opposite. It remains almost zero for small temperatures and then rises rapidly, finally saturates to a high value which varies very slowly with temperatures. The almost zero value of Σ_1 for small temperatures is due to the fact that the $U(1)$ boundary condition dependent general quark condensate nearly does not vary with the angle ϕ for small temperatures (see Eq. 2).

For finite quark mass, near the critical temperature region, both $-\langle\sigma\rangle_\pi$ and Σ_1 change more slowly than those in the case of chiral limit.

Fig. 5 and 6 show the $T-\mu$ phase diagram for the case of $m = 0$ and $m = 5.5\text{MeV}$, respectively. The transition temperatures are calculated from the slope analysis of the conventional chiral condensate $\langle\sigma\rangle_\pi$ and the dressed Polyakov loop. The transition temperatures calculated from the conventional chiral condensate represent the chiral phase transition temperature. On the other hand the behavior of the dressed Polyakov loop is supposed to indicate the deconfinement transition temperature. In our present framework confinement is not accounted for, however, if we look at the curves presented in figure 3 and 4, they still show an order parameter like behavior.

For $m = 0$ case, we find almost exact matching for the transition temperatures calculated from these two quantities in the whole $T-\mu$ plane as shown in Fig. 5.

For the case of finite quark mass $m = 5.5\text{MeV}$, it is ob-

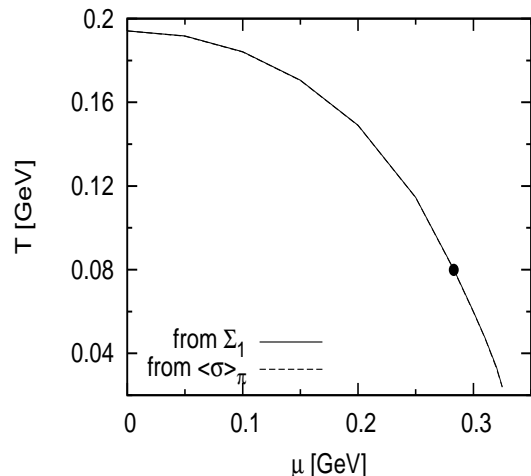


FIG. 5: $T-\mu$ phase diagram for the case of chiral limit. The solid line is the critical line for Σ_1 , and the dashed line is the critical line for conventional chiral phase transition. The solid circle indicates the critical point for chiral phase transition.

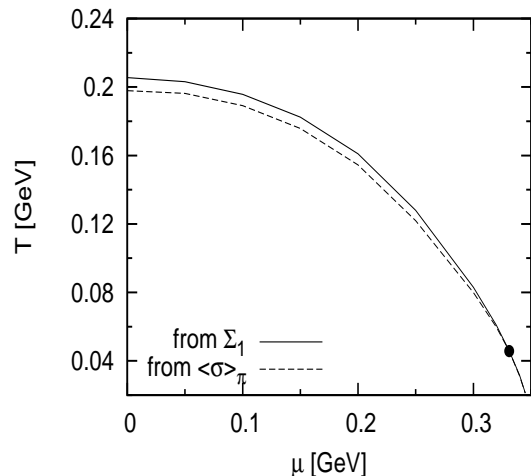


FIG. 6: $T-\mu$ phase diagram for the case of $m = 5.5\text{MeV}$. The solid line is the critical line for Σ_1 , and the dashed line is the critical line for conventional chiral phase transition. The solid circle indicates the critical end point for chiral phase transition.

served from Fig. 6 that the two critical temperatures are different in the low baryon density region. The difference however decreases from low to high chemical potential, and the two critical temperatures start to match around the critical end point for chiral phase transition. For zero chemical potential and small current quark mass $m = 5.5\text{MeV}$, we find about 7MeV difference between T_c^X and T_c^D , and $T_c^X < T_c^D$. Similar trend has been observed in another study based on Dyson-Schwinger approach [39], where they found chiral transition to occur about 10 – 20MeV below the deconfinement transition. Though these studies are not a complete one and these difference may be due to the effects of crossover transi-

tion. As pointed out in [21] during crossover, different observables are expected to behave differently and there is no way to define a unique crossover temperature.

We extend our study further to see what happens if we increase the current quark mass further. We find at zero chemical potential, the difference between the transition temperatures calculated from dressed Polyakov loop and conventional chiral condensate increases as we increase the current quark mass (see Fig. 7). Initially the difference is zero for zero current quark mass but for $m = 200\text{MeV}$ we find about 26MeV difference between the two temperatures. It is worthy of mentioning that this result is just for illustrative purpose as there are limitation of using NJL model with such a huge current quark mass.

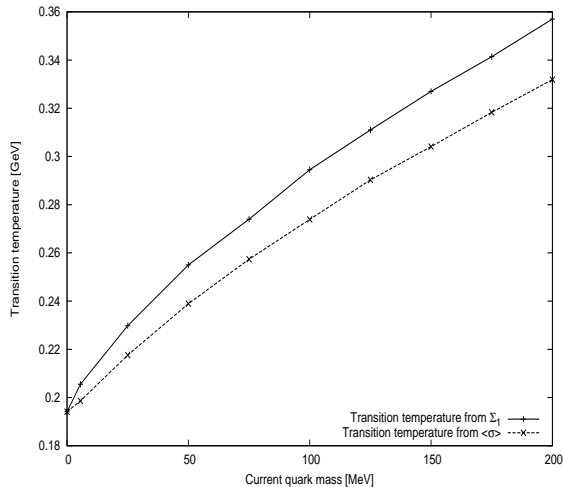


FIG. 7: The critical temperatures T_c^X and T_c^D for different current masses.

IV. THE RELATION BETWEEN T_c^X AND T_c^D

In the following, we offer a possible understanding on the simultaneity of the transition temperatures for 1st and 2nd order chiral phase transitions and the apparent difference between the two for the case of crossover.

As mentioned earlier the transition temperatures are determined from the slope analysis of the conventional chiral condensate and the dressed Polyakov loop. So let us look at the temperature derivative of the general chiral condensate $d\langle\sigma\rangle_\phi/dT$ as functions of ϕ , the integral on which gives the temperature derivative of the Dressed Polyakov loop

$$\frac{d\Sigma_1}{dT} = - \int_0^{2\pi} \frac{d\phi}{2\pi} e^{-i\phi} \frac{d\langle\sigma\rangle_\phi}{dT}. \quad (5)$$

Fig. 8 shows $d\langle\sigma\rangle_\phi/dT$ at different temperatures in the cases of second order chiral phase transitions. Around T_c^X , large values of $d\langle\sigma\rangle_\phi/dT$ appear around $\phi = \pi$ and dominate the integral in Eq. (5). Below T_c^X , $d\langle\sigma\rangle_\phi/dT$

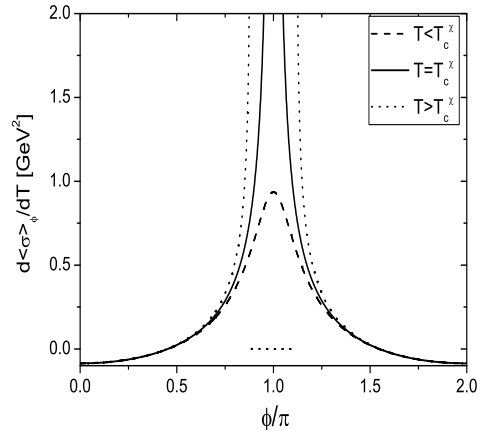


FIG. 8: Temperature derivative of the general chiral condensate $\frac{d\langle\sigma\rangle_\phi}{dT}$ for $m = 0$ and $\mu = 0$ at three temperature cases: $T < T_c^X$, $T = T_c^X$ and $T > T_c^X$, where T_c^X is the chiral transition temperature.

around $\phi = \pi$ increases monotonously as temperature increases. As a result, $d\Sigma_1/dT$ increases. Above T_c^X , $d\langle\sigma\rangle_\phi/dT$ in the center region becomes zero (or very small in the case with finite current quark mass) and the region with large values of $d\langle\sigma\rangle_\phi/dT$ shrinks. Therefore, the integral in Eq. (5) i.e. $d\Sigma_1/dT$ decreases as temperature increases. In all, $d\Sigma_1/dT$ gets its maximum at T_c^X and the two transition temperatures T_c^D and T_c^X coincide in the case of second order chiral phase transition.

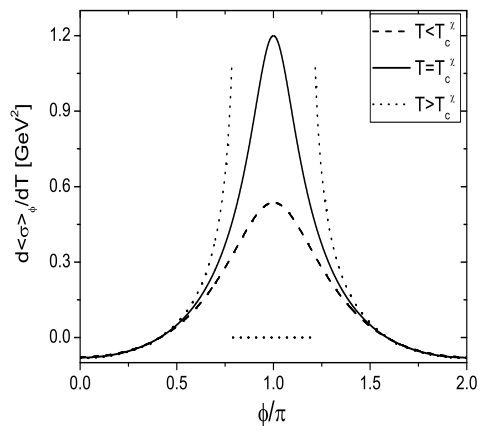


FIG. 9: Temperature derivative of the general chiral condensate $\frac{d\langle\sigma\rangle_\phi}{dT}$ for $m = 0$ and $\mu = 300\text{MeV}$ at three temperature cases: $T < T_c^X$, $T = T_c^X$ and $T > T_c^X$, where T_c^X is the chiral transition temperature.

In the case of first order chiral phase transition, the situation is more complicated. Due to the discontinuity of $\langle\sigma\rangle_\phi$ at the first order chiral phase transition point,

the temperature derivative of the dressed Polyakov loop can be expressed as

$$\frac{d\Sigma_1}{dT} = - \int_0^{2\pi} \frac{d\phi}{2\pi} e^{-i\phi} \frac{d\langle\sigma\rangle_\phi}{dT} - \frac{\text{Cos}\phi_c}{\pi} \Delta\langle\sigma\rangle_c \frac{d\phi_c}{dT}, \quad (6)$$

where, the first term is determined by the regular behavior of $d\langle\sigma\rangle_\phi/dT$ (see Fig.9), the second term is due to $\Delta\langle\sigma\rangle_c$, the jump of $\langle\sigma\rangle_\phi$ at the first order phase transition point at $\phi = \phi_c$. When $T < T_c^\chi$, the second term vanishes. Now we consider two limiting cases. First, in the case of a weak first order phase transition, $\Delta\langle\sigma\rangle_c$ is small and $d\langle\sigma\rangle_\phi/dT$ around $\phi = \pi$ is large, as showed in Fig.9. So the first term dominates the result of Eq. (6) and gives the similar result as that in the case of a second order chiral phase transition. Second, in the case of a strong first order chiral phase transition, $\Delta\langle\sigma\rangle_c$ is large and $d\langle\sigma\rangle_\phi/dT$ is small. So the second term dominates the result of Eq. (6). Then $\frac{d\Sigma_1}{dT}$ is strongly dependent on the detailed information of $d\phi_c/dT$. Our numerical results show that $d\phi_c/dT$ decreases as temperature increases, and so the second term also gives a decreasing contribution. In all, it is clear that $d\Sigma_1/dT$ gets its maximum at T_c^χ , i.e. T_c^D and T_c^χ coincide in the case of a weak first order chiral phase transition due to remnants of second order chiral phase transition. The coincidence in the case of a general first order chiral phase transition is supported by our numerical results and can be generally expected.

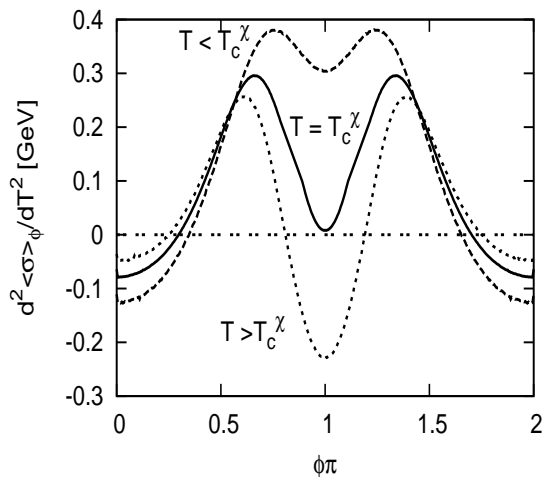


FIG. 10: Second derivative of the general chiral condensate $\frac{d^2\langle\sigma\rangle_\phi}{dT^2}$ for $m = 5.5\text{MeV}$ and $\mu = 0$ at three temperature cases: $T < T_c^\chi$, $T = T_c^\chi$ and $T > T_c^\chi$, where T_c^χ is the chiral transition temperature.

For the case with finite quark mass and small chemical potential, we have no phase transitions but crossover. So let us consider the second temperature derivative of the dressed Polyakov loop

$$\frac{d^2\Sigma_1}{dT^2} = - \int_0^{2\pi} \frac{d\phi}{2\pi} e^{-i\phi} \frac{d^2\langle\sigma\rangle_\phi}{dT^2}, \quad (7)$$

whose zero point determines the transition temperature T_c^D . Fig. 10 shows the second derivatives of the general chiral condensate $d^2\langle\sigma\rangle_\phi/dT^2$ at three temperature cases: $T < T_c^\chi$, $T = T_c^\chi$ and $T > T_c^\chi$, where T_c^χ is the chiral transition temperature. Similar to our previous observation, large values of $d^2\langle\sigma\rangle_\phi/dT^2$ appear around $\phi = \pi$ (see the two maximums in Fig. 10), as remnants of the second order phase transition in chiral limit. The difference is that $d^2\langle\sigma\rangle_\phi/dT^2$ in the center region (see the minimum in Fig. 10), is suppressed below T_c^χ , approaches zero at T_c^χ and changes its sign above T_c^χ . For $T \leq T_c^\chi$, $d^2\langle\sigma\rangle_\phi/dT^2$ around the two maximums dominate the integral in Eq.(5) and $d^2\Sigma_1/dT^2$ does not change its sign. Above T_c^χ , the negative part around the minimum cancels the contributions from the maximums, and up to a certain temperature T_c^D , this cancelation leads to the zero of the integral in Eq.(7). In all, the zero point of $d^2\Sigma_1/dT^2$ comes from the negative contribution of the minimum at $T > T_c^\chi$, so the transition temperature related with the dressed Polyakov loop must be greater than the chiral transition temperature, i.e. $T_c^D > T_c^\chi$.

V. CONCLUSION AND DISCUSSION

We investigate the chiral condensate and the dressed Polyakov loop or dual chiral condensate at finite temperature and density in the two-flavor Nambu–Jona-Lasinio model. We find the behavior of dressed Polyakov loop in absence of any confinement mechanism still shows an order parameter like behavior. It is found that in the chiral limit, the critical temperature for chiral phase transition coincides with that of the dressed Polyakov loop. In the case of explicit chiral symmetry breaking, it is found that the critical temperature for chiral transition T_c^χ is smaller than that of the dressed Polyakov loop T_c^D in the low baryon density region where the transition is a crossover. With the increase of current quark mass the difference between the two critical temperatures is found to be increasing. However, the two critical temperatures coincide in the high baryon density region where the phase transition is of first order.

From symmetry analysis, the dressed Polyakov loop can be regarded as an equivalent order parameter of deconfinement phase transition for confining theory. In the NJL model, the gluon dynamics is encoded in a static coupling constant for four point contact interaction. Since in this work we have included only quark degrees of freedom, a quantitative comparison will not match with other results. But the interesting fact is that the qualitative features (angle variation, temperature variation) of the dressed Polyakov loop remains the same. Moreover, we expect that independent of the input of gluodynamics to the quark propagator, it is a general feature for $T_c^\chi = T_c^D$ in the case of 1st and 2nd order phase transitions, and $T_c^\chi < T_c^D$ in the case of crossover, which qualitatively agrees with the lattice result in Ref. [21]. This might indicate that for full QCD,

in the crossover case, there exists a small region where chiral symmetry is restored but the color degrees of freedom are still confined. This result should be checked in other effective models, e.g. in the framework of Dyson-Schwinger equations (DSE).

The (T, μ) phase diagram with three flavors and with $U_A(1)$ anomaly will be studied in the near future.

Acknowledgments:

The authors thank T. Hatsuda and F. Karsch for valuable discussions. The work of M.H. is supported by CAS program "Outstanding young scientists abroad brought-in", CAS key project KJJCX3-SYW-N2, NSFC10735040, NSFC10875134, and K.C.Wong Education Foundation, Hong Kong.

-
- [1] A. M. Polyakov, Phys. Lett. B **72**, 477 (1978).
 [2] G. 't Hooft, Nucl. Phys. B **138**, 1 (1978).
 [3] A. Casher, Phys. Lett. B **83**, 395 (1979).
 [4] T. Banks and A. Casher, Nucl. Phys. B **169**, 103 (1980).
 [5] Y. Hatta and K. Fukushima, Phys. Rev. D **69**, 097502 (2004) [arXiv:hep-ph/0307068].
 [6] A. Mocsy, F. Sannino and K. Tuominen, Phys. Rev. Lett. **92**, 182302 (2004) [arXiv:hep-ph/0308135].
 [7] K. Rajagopal and F. Wilczek, hep-ph/0011333; D.K. Hong, Acta Phys. Polon. B **32**, 1253 (2001); M. Alford, Ann. Rev. Nucl. Part. Sci. **51**, 131 (2001); G. Nardulli, Riv. Nuovo Cim. **25N3**, 1 (2002); T. Schäfer, hep-ph/0304281; M. Buballa, Phys. Rept. **407**, 205 (2005); H.C. Ren, hep-ph/0404074; M. Huang, Int. J. Mod. Phys. E **14**, 675 (2005); I. A. Shovkovy, Found. Phys. **35**, 1309 (2005); M. G. Alford, A. Schmitt, K. Rajagopal and T. Schafer, Rev. Mod. Phys. **80**, 1455 (2008); Q. Wang, arXiv:0912.2485 [nucl-th]; T. Hatsuda and K. Maeda, arXiv:0912.1437 [hep-ph]; H. Abuki, G. Baym, T. Hatsuda and N. Yamamoto, arXiv:1003.0408 [hep-ph].
 [8] L. McLerran and R. D. Pisarski, Nucl. Phys. A **796**, 83 (2007) [arXiv:0706.2191 [hep-ph]].
 [9] M. Panero, Phys. Rev. Lett. **103**, 232001 (2009) [arXiv:0907.3719 [hep-lat]].
 [10] J. B. Kogut, M. Stone, H. W. Wyld, W. R. Gibbs, J. Shigemitsu, S. H. Shenker and D. K. Sinclair, Phys. Rev. Lett. **50**, 393 (1983).
 [11] M. Fukugita and A. Ukawa, Phys. Rev. Lett. **57**, 503 (1986).
 [12] F. Karsch and E. Laermann, Phys. Rev. D **50**, 6954 (1994) [arXiv:hep-lat/9406008].
 [13] S. Digal, E. Laermann and H. Satz, Eur. Phys. J. C **18**, 583 (2001) [arXiv:hep-ph/0007175].
 [14] S. Digal, E. Laermann and H. Satz, Nucl. Phys. A **702**, 159 (2002).
 [15] F. Karsch, Lect. Notes Phys. **583**, 209 (2002) [arXiv:hep-lat/0106019].
 [16] E. Laermann and O. Philipsen, Ann. Rev. Nucl. Part. Sci. **53**, 163 (2003) [arXiv:hep-ph/0303042].
 [17] C. Bernard *et al.* [MILC Collaboration], Phys. Rev. D **71**, 034504 (2005) [arXiv:hep-lat/0405029].
 [18] M. Cheng *et al.*, Phys. Rev. D **74**, 054507 (2006) [arXiv:hep-lat/0608013].
 [19] Y. Aoki, Z. Fodor, S. D. Katz and K. K. Szabo, Phys. Lett. B **643**, 46 (2006) [arXiv:hep-lat/0609068].
 [20] Y. Aoki, S. Borsanyi, S. Durr, Z. Fodor, S. D. Katz, S. Krieg and K. K. Szabo, JHEP **0906**, 088 (2009) [arXiv:0903.4155 [hep-lat]].
 [21] Z. Fodor and S. D. Katz, arXiv:0908.3341 [hep-ph].
 [22] K. Fukushima, Phys. Lett. B **591**, 277 (2004) [arXiv:hep-ph/0310121].
 [23] C. Ratti, M. A. Thaler and W. Weise, Phys. Rev. D **73**, 014019 (2006) [arXiv:hep-ph/0506234].
 [24] S. K. Ghosh, T. K. Mukherjee, M. G. Mustafa and R. Ray, Phys. Rev. D **73**, 114007 (2006) [arXiv:hep-ph/0603050].
 [25] W. j. Fu, Z. Zhang and Y. x. Liu, Phys. Rev. D **77**, 014006 (2008) [arXiv:0711.0154 [hep-ph]].
 [26] Z. Zhang and Y. X. Liu, Phys. Rev. C **75**, 064910 (2007) [arXiv:hep-ph/0610221].
 [27] K. Fukushima, Phys. Rev. D **77**, 114028 (2008) [Erratum-ibid. D **78**, 039902 (2008)] [arXiv:0803.3318 [hep-ph]].
 [28] B. J. Schaefer, J. M. Pawłowski and J. Wambach, Phys. Rev. D **76**, 074023 (2007) [arXiv:0704.3234 [hep-ph]].
 [29] H. Mao, J. Jin and M. Huang, J. Phys. G **37**, 035001 (2010) [arXiv:0906.1324 [hep-ph]].
 [30] K. I. Kondo, arXiv:1005.0314 [hep-th].
 [31] F. Synatschke, A. Wipf and C. Wozar, Phys. Rev. D **75**, 114003 (2007) [arXiv:hep-lat/0703018].
 [32] F. Synatschke, A. Wipf and K. Langfeld, Phys. Rev. D **77**, 114018 (2008) [arXiv:0803.0271 [hep-lat]].
 [33] E. Bilgici and C. Gatttringer, JHEP **0805**, 030 (2008) [arXiv:0803.1127 [hep-lat]].
 [34] C. Gatttringer, Phys. Rev. Lett. **97**, 032003 (2006) [arXiv:hep-lat/0605018].
 [35] F. Bruckmann, C. Gatttringer and C. Hagen, Phys. Lett. B **647**, 56 (2007) [arXiv:hep-lat/0612020].
 [36] E. Bilgici, F. Bruckmann, C. Gatttringer and C. Hagen, Phys. Rev. D **77**, 094007 (2008) [arXiv:0801.4051 [hep-lat]].
 [37] F. Bruckmann, C. Hagen, E. Bilgici and C. Gatttringer, PoS C **ONFINEMENT8**, 054 (2008) [arXiv:0812.2895 [hep-lat]].
 [38] E. Bilgici, PhD Thesis, University of Garz, Austria, 2009 (<http://physik.uni-garz.at/itp/files/bilgici/dissertation.pdf>).
 [39] C. S. Fischer, Phys. Rev. Lett. **103**, 052003 (2009) [arXiv:0904.2700 [hep-ph]].
 [40] C. S. Fischer and J. A. Mueller, Phys. Rev. D **80**, 074029 (2009) [arXiv:0908.0007 [hep-ph]].
 [41] C. S. Fischer, A. Maas and J. A. Mueller, arXiv:1003.1960 [hep-ph].
 [42] K. Kashiwa, H. Kouno and M. Yahiro, Phys. Rev. D **80**, 117901 (2009) [arXiv:0908.1213 [hep-ph]].