

Nondestructive Detections of Qubits by Cavity Transmissions: Effects of Quantum Correlations

L.F. Wei,^{1,2} J.S. Huang,¹ X.L. Feng,² and C.H. Oh²

¹Quantum Optoelectronics Laboratory, Southwest Jiaotong University, Chengdu 610031, China

²Centre for Quantum Technologies and Physics Department,
National University of Singapore, 2 Science Drive 3, Singapore 117542

(Dated: March 19, 2019)

We propose an approach to nondestructively detect N qubits by measuring the transmissions of a dispersively-coupled cavity. By taking into account all the qubit-cavity correlations (i.e., beyond the usual mean-field approximations), it is suggested that for an unknown normalized N -qubit state $|\psi_N\rangle = \sum_{k=0}^{2^N-1} \beta_k |k\rangle_N$, each detected peak of the cavity's transmission marks one of the logic states $|k\rangle_N$ and the relative height of such a peak is related to the corresponding superposed-probability $|\beta_k|^2$. Specifically, we show that these generic predications could be verified experimentally by the current circuit-quantum-electrodynamics systems with few superconducting qubits.

PACS numbers: 42.50.Hz, 03.67.Lx, 85.25.Cp

Introduction.— It is well-known that the readout of bits is one of necessary steps in any information processing. For quantum information processings, generally, there are two strategies [1] to extract the information in qubits, namely the direct- and indirect quantum measurements, respectively. The first one has been typically utilized to detect the quantum information stored in, such as trapped ions (by transferring the populations of logic states to the selected readout level) [2] and Cooper-pair boxes (by tunneling the charges to the SET-probes) [3]. Obviously, this is a kind of destructively projective measurements (PMs), and one PM gives only a part of the quantum information stored in the detected state. Therefore, to characterize an unknown state, its copy is required to be prepared multiply for performing the same PM many times. For the second kind of detections, other systems (connected to the qubits), instead the qubit-selves, are measured. For example, dc-SQUIDS for the inductively-connected Josephson flux (persistent) qubits [3], optical cavities for the included atomic qubits [4], photonic-crystal-nanocavities for solid-state quantum dots [5], and superconducting transmission lines for nanomechanical resonators [6], etc.. A remarkable advantage in these detections is that, under certain conditions, the target quantum states could be measured nondestructively. As a consequence, quantum information stored in the qubits could be extracted by a series of quantum nondestruction (QND) measurements [1], which could be applied successively to a common target state.

As it can be easily measured by the current technique, cavity has been widely utilized to indirectly detect its dispersively-coupling qubits. A simple example is, when a qubit (with the Hamiltonian $H_q = \hbar\omega_q\sigma_z/2$) is placed at a single-mode cavity (with the usual Hamiltonian $H_f = \hbar\omega_f\hat{a}^\dagger\hat{a}$), a Jaynes-Cummings interaction $H_I = \hbar g(\sigma_+\hat{a} + \sigma_-\hat{a}^\dagger)$ can be implemented. Thus, the qubit states could be indirectly detected by measuring the coupled cavity, e.g., its photons $\langle\hat{a}^\dagger\hat{a}\rangle$. Furthermore, if the so-called large-detuning condition (i.e., $g/\Delta \ll 1$, $\Delta = \omega_f - \omega_q$) is satisfied, a dispersive coupling $\tilde{H}_I = \hbar g^2\hat{a}^\dagger\hat{a}\sigma_z/\Delta$ between the qubit and cavity can be obtained, and thus $[H_q, \tilde{H}_I] = 0$. This implies that the above measurement becomes a QND one [1], i.e., after the

measurement the qubit is still intact as before it was detected. In fact, with such a technique logic states (i.e., computational basis) of the atomic [7] and superconducting [8] qubits had been experimentally distinguished. For example, it was shown for the simplest one-qubit case that, compared with the transmitted peak at the frequency ω_f for the empty cavity, the peak of the transmission spectrum of the cavity shifts a quantity g^2/Δ right (or left) depending on the qubit is at the logic state $|0\rangle$ (or $|1\rangle$). However, this is inadequate. To completely characterize an unknown one-qubit state expressed generally as: $|\psi_1\rangle = \beta_0|0\rangle_1 + \beta_1|1\rangle_1$ with $\beta_0, \beta_1 \neq 0$, one needs to more-importantly determine the unknown coefficients β_0 and β_1 . The usual PMs, e.g., projecting the system to its excited state $|1\rangle$, could provide the probability $|\beta_1|^2$. But, such a PM is required to be performed multiply on the copies of the target state.

In this letter, we propose an approach to determine not only the computational basis $\{|k\rangle_N\}$ superposed in the unknown state $|\psi_N\rangle = \sum_{k=0}^{2^N-1} \beta_k |k\rangle_N$, but also their superposed probabilities $\{|\beta_k|^2\}$. The proposal is based on the so-called QND-measurements, and thus any copy of the measured state is in principle unnecessary. We also show that, only when the N -qubit system is prepared at one of their logic states, the usual mean-field approximation (wherein all cavity-qubits quantum correlations are neglected) works well. Given all the diagonal elements of density matrix $\rho_N = |\psi_N\rangle\langle\psi_N|$ could be determined by one spectral QND detection presented here, the phase information stored in the N -qubit superposed state could also be extracted by an essentially-simplified quantum-state tomographic technique.

Generic model.—The system proposed to detect a N -qubit state is schematized in Fig. 1, wherein N non-interacting qubits are dispersively coupled to a cavity (of frequency ω_f). In order to extract the information stored in an unknown normalized N -qubit state $|\psi_N\rangle = \sum_{k=0}^{2^N-1} \beta_k |k\rangle_N$, we drive the cavity by a frequency-controllable electric-field $E(\omega_L)$ and then measure the frequency-dependent steady-state transmission spectra $n_N^{ss}(\omega_L)$ of the cavity. Here, $|k\rangle_N = |\sum_{j=1}^N 2^{j-1}\alpha_j\rangle_N = \prod_{j=1}^N |\alpha_j\rangle_N$, $\alpha_j = 0, 1$, with $|\alpha_j\rangle_N$ being the logic state (or computational basis) of the

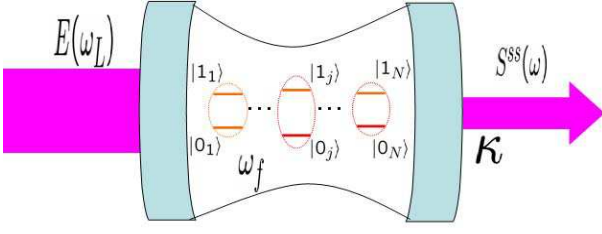


FIG. 1: (Color online) Readouts of N qubits (with two levels: $\{|0_j\rangle, |1_j\rangle\}, j = 1, \dots, N$) by measuring the steady-state transmission spectra $S^{ss}(\omega_L)$ of the dispersively-coupled cavity (with relatively-large decay rate κ) driven by an external field $E_L(\omega)$.

j th qubit of transition frequency ω_j . Without loss of generality, we assume that, the coupling strength g_j and the detuning $\Delta_j = \omega_f - \omega_j$ between the j th qubit and the cavity, and the detuning $\Delta_{ij} = |\omega_i - \omega_j|$ between the i th and j th qubits satisfy the condition

$$0 < \frac{g_j}{\Delta_j}, \frac{g_i g_j}{\Delta_i \Delta_{ij}}, \frac{g_i g_j}{\Delta_j \Delta_{ij}} \ll 1, \quad i \neq j = 1, 2, \dots, N. \quad (1)$$

This is to realize the dispersive interactions between the qubits and cavity, and to assure that the i th and j th qubits are decoupled effectively from each other. Also, the decay rates $\{\gamma_j\}$ of the qubits should be significantly less than that of the cavity, κ , to ensure that the measured state of the qubits has sufficiently-long lifetime. In fact, all the conditions listed above were practically satisfied in, typically the current circuit QEDs, see, e.g., [8].

Under the rotating-wave approximation and in a framework rotating at a frequency ω_L , the process for detecting the unknown N -qubit state could be described by the following master equation

$$\begin{aligned} \dot{\rho}_N &= -i[H_N, \rho_N] + \frac{\kappa}{2}(2\hat{a}\rho_N\hat{a}^\dagger - \hat{a}^\dagger\hat{a}\rho_N - \rho_N\hat{a}^\dagger\hat{a}), \\ H_N &= \delta\hat{a}^\dagger\hat{a} + \frac{1}{2}\sum_{j=1}^N\tilde{\omega}_j\sigma_j^z - \hat{a}^\dagger\hat{a}\sum_{j=1}^N\Gamma_j\sigma_j^z + \epsilon(\hat{a}^\dagger + \hat{a}), \end{aligned} \quad (2)$$

with $\Gamma_j = g_j^2/\Delta_j$ and ϵ being the effective strength of the driving. Also, $\tilde{\omega}_j = \omega_j - \Gamma_j$ is the renormalized transition frequency of the j th qubit, and $\delta = \omega_f - \omega_L$ is the detuning between the driving field and the cavity. Due to the states of the qubits being unchanged during the QND-measurements, the expectable values of the qubit-operators, e.g., one-body σ_j^z , two-body $\sigma_j^z\sigma_k^z$ ($j \neq k$), and up to the N -body ones $\prod_{j=1}^N\sigma_j^z$ are kept unchanged too. The central task of our proposal is to calculate the steady-state transmission strength S_N^{ss} of the driven cavity. This quantity is essentially proportionate to the number of the photons in the cavity: $S_N^{ss} = \langle\hat{a}^\dagger\hat{a}\rangle_N/\epsilon^2$, which is determined by the following dynamical equation

$$\frac{d\langle\hat{a}^\dagger\hat{a}\rangle_N}{dt} = -\kappa\langle\hat{a}^\dagger\hat{a}\rangle_N - 2\epsilon\text{Im}\langle\hat{a}\rangle_N. \quad (3)$$

Here, $\langle\hat{a}\rangle_N = \text{Tr}(\hat{a}\rho_N)$ is further determined by

$$\frac{d\langle\hat{a}\rangle_N}{dt} = (-i\delta - \frac{\kappa}{2})\langle\hat{a}\rangle_N + i\sum_{j=1}^N\Gamma_j\langle\sigma_j^z\hat{a}\rangle_N - i\epsilon. \quad (4)$$

Neglecting all the quantum correlations between the cavity and qubits, i.e., under the usual coarse-grained (or mean-field) approximation (CGA), we simply have $\langle\sigma_j^z\hat{a}\rangle_N \approx \langle\sigma_j^z(0)\rangle_N\langle\hat{a}\rangle_N$. Then, by finding the steady-state solutions to the Eqs. (3-4), one can easily obtain the approximated transmission spectrum of cavity (see, e.g., [9])

$$\tilde{S}_N^{ss}(\omega_L) = \left\{[\omega_L - (\omega_f - \Delta\tilde{\omega}_N)]^2 + (\frac{\kappa}{2})^2\right\}^{-1}, \quad (5)$$

with $\Delta\tilde{\omega}_N = \sum_{j=1}^N\Gamma_j\langle\sigma_j^z(0)\rangle_N$. This implies that, compared to the transmission of an empty cavity, the existing qubits only pull the central frequency of the cavity with a quantity $\Delta\tilde{\omega}_N$. As a consequence, the shape of the measured transmission spectrum should be a Lorentzian: centered at $\omega_L = \omega_f - \Delta\tilde{\omega}_N$ and the height is the same as that of the empty cavity. However, the practical situation could be different from this predication.

In fact, beyond the usual CGA the above two-body qubit-cavity correlation function $\langle\sigma_j^z\hat{a}\rangle_N$, can be determined by solving the following dynamical equation

$$\frac{d\langle\sigma_j^z\hat{a}\rangle_N}{dt} = (-i\delta - \frac{\kappa}{2})\langle\sigma_j^z\hat{a}\rangle_N - i\epsilon\langle\sigma_j^z\rangle_N + i\sum_{l=1}^N\Gamma_l\langle\sigma_l^z\sigma_j^z\hat{a}\rangle_N. \quad (6)$$

However, the above three-body cavity-qubits correlation $\langle\sigma_j^z\sigma_l^z\hat{a}\rangle_N$ is related further to the higher four-body qubit-cavity correlation: $\langle\sigma_j^z\sigma_l^z\sigma_m^z\hat{a}\rangle_N$, $m = 1, 2, \dots, N$, i.e.,

$$\begin{aligned} \frac{d\langle\sigma_j^z\sigma_l^z\hat{a}\rangle_N}{dt} &= (-i\delta - \frac{\kappa}{2})\langle\sigma_j^z\sigma_l^z\hat{a}\rangle_N - i\epsilon\langle\sigma_j^z\sigma_l^z\rangle_N \\ &+ i\sum_{m=1}^N\Gamma_m\langle\sigma_j^z\sigma_l^z\sigma_m^z\hat{a}\rangle_N. \end{aligned} \quad (7)$$

Generally, the k -body cavity-qubits correlations (i.e., $(k-1)$ qubits correlate simultaneously to the cavity) are related further to the $(k+1)$ -body cavity-qubits correlations (i.e., k qubits correlate simultaneously to the cavity), and thus a series of dynamical equations for these correlation functions will be induced. Fortunately, due to the facts that $\sigma_l^z\sigma_m^z = 1$ for $l = m$, these equation-chains will be naturally cut and ended at the $(N+1)$ -body cavity-qubits correlations (i.e., N qubits correlate simultaneously to the cavity). Therefore, all the interested correlations between the qubits and cavity can be exactly calculated, and consequently the transmission spectra of the cavity can be obtained beyond the usual CGAs. Note that the spectral distribution $\tilde{S}_N^{ss}(\omega_L)$ calculated under the CGA always predicates a single-peak structure, while the function $S_N^{ss}(\omega_L)$ with cavity-qubits quantum correlations may reveal 2^N peaks for an N -qubit state superposed by 2^N logic states. Certainly, if the measured state is just one of the logic states (not their superposition), then $S_N^{ss}(\omega_L)$ reduces to $\tilde{S}_N^{ss}(\omega_L)$ and the cavity-qubits quantum correlation vanishes.

Demonstrations with experimentally-existing circuit QED systems.— Our generic proposal derived above could be specifically demonstrated with various experimental qubit-cavity systems, typically the circuit quantum electrodynamics (circuit QED) system. In this system, the cavity is formed by a coplanar waveguide (of the length at the order of millimeters) and the qubits are generated by the Cooper-pair boxes (CPBs) with controllable Josephson energies. Under a sufficiently low temperature (e.g., ≤ 20 mK), the coplanar waveguide works as an ideal superconducting transmission line resonator. Experimentally [10], decay rate (e.g., $\kappa = 2\pi \times 1.69$ MHz) of the cavity is about ten times larger than that of the CPB-qubit (e.g., $\gamma = 2\pi \times 0.19$ MHz). Also, by adjusting the external biases, the CPB-qubits could be either coupled to or decoupled from the resonator. For the empty cavity case (with $N = 0$ or $g_j^2/\Delta_j \sim 0$), the steady-state solutions to Eqs. (3-4) can be easily obtained and the transmission spectrum reads

$$S_0^{ss}(\omega_L) = \left[(\omega_L - \omega_f)^2 + \left(\frac{\kappa}{2}\right)^2 \right]^{-1}. \quad (8)$$

Obviously, this is a well-known Lorentzian lineshape centered at ω_f , with the half-width κ . When the frequency ω_L of the driving field does not sufficiently match the cavity's frequency, no photon penetrates the cavity and thus no transmission is recorded.

For one qubit case with $N = 1$, i.e., only one qubit is dispersively coupled to the cavity, the steady-state solutions to Eqs. (3-4) and (6-7) can also be easily obtained, and then the transmission spectrum of the cavity is calculated as

$$S_1^{ss}(\omega_L) = \frac{(\omega_L - \omega_f)^2 - 2(\omega_L - \omega_f)\Gamma_1 \langle \sigma_1^z(0) \rangle_1 + \Lambda_1}{[(\omega_L - \omega_f)^2 - \Lambda_1^2]^2 + [\kappa(\omega_L - \omega_f)]^2}, \quad (9)$$

with $\Lambda_1 = \Gamma_1^2 + \kappa^2$. This is evidently different from the $\tilde{S}_1^{ss}(\omega_L)$ derived under the usual CGA. Above, $\langle \sigma_1^z(0) \rangle_1 = 2|\beta_1|^2 - 1$, for the unknown qubit state $|\psi_1\rangle$. Obviously, the spectrum function $S_1^{ss}(\omega_L)$ predicates that two transmitted peaks could be found in the cavity's transmission, while $\tilde{S}_1^{ss}(\omega_L)$ calculated under the CGA implies that only one transmitted peak (at the locations $\omega_L = \omega_f - \Delta\tilde{\omega}_1$) would reveal. Specifically, using the parameters in the experimental circuit QED with one CPB-qubit [10]: $(\omega_f, \omega_0, \kappa, g) = 2\pi \times (6444.2, 4009, 1.69, 134)$ MHz, the transmitted spectra $\tilde{S}_1^{ss}(\omega_L)$ and $S_1^{ss}(\omega_L)$ are shown in Figs. 2(a) and 2(b), typically for $|\beta_1|^2 = 0, 0.25, 0.5, 0.75$, and 1, respectively. For contrasts, the spectrum of the empty cavity (black line) is also plotted in the figures. We make two remarks. Firstly, if the qubit is at one of their logic states (i.e., either $|0\rangle_1$ or $|1\rangle_1$), then $\tilde{S}_1^{ss}(\omega_L)$ and $S_1^{ss}(\omega_L)$ give the same spectral distributions. Actually, one can check that in this case the correlation between the qubit and cavity is negligible, and thus the CGA works well. Secondly, if the qubit is prepared at the superposition of its two logic states (i.e., $|\beta_1|^2 \neq 0, 1$), then $\tilde{S}_1^{ss}(\omega_L)$ shows still the single-peak structures but $S_1^{ss}(\omega_L)$ predicates two peaks: (i) their central locations correspond respectively to the frequencies of the cavity pulled by the qubit's at one of their logic states; (ii) their relative heights equal respectively to the superposed probabilities, $|\beta_k|^2$, $k = 0, 1$, of the

two logic states. Therefore, $S_1^{ss}(\omega_L)$ (rather than $\tilde{S}_1^{ss}(\omega_L)$) provides the messages of both the logic states superposed and their superposed probabilities, i.e., all the diagonal elements of the density matrix ρ_1 .

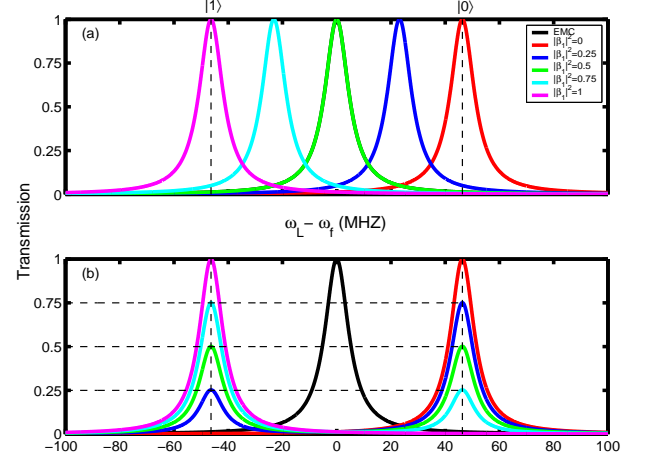


FIG. 2: (Color online) Spectral distributions $\tilde{S}_1^{ss}(\omega_L)$ (a) and $S_1^{ss}(\omega_L)$ (b) of the cavity with a single qubit prepared at the state $|\psi\rangle_1 = \beta_0|0\rangle_1 + \beta_1|1\rangle_1$, typically for $|\beta_1|^2 = 0, 0.25, 0.5, 0.75$, and 1, respectively. In contrast, transmission spectrum of the empty cavity $S_0^{ss}(\omega_L)$ is also shown by the black line.

For $N = 2$ case, the steady-state solutions to Eqs. (3-4) and (6-7) can still be analytically solved, and the corresponding transmitted spectrum of the cavity reads

$$S_2^{ss}(\omega_L) = -\frac{2(AC + BD)}{\kappa(A^2 + B^2)}, \quad (10)$$

with $A = (\Gamma_1^2 - \Gamma_2^2)^2 + 2[\kappa^2/4 - (\omega_L - \omega_f)^2] \sum_{j=1}^2 \Gamma_j^2 + [\kappa^2/4 - (\omega_L - \omega_f)^2]^2 - \kappa^2(\omega_L - \omega_f)^2$, $B = -2\kappa(\omega_L - \omega_f)[\sum_{j=1}^2 \Gamma_j^2 + \kappa^2/4 - (\omega_L - \omega_f)^2]$, $C = \kappa \langle \sigma_1^z(0) \sigma_2^z(0) \rangle_2 \Gamma_1 \Gamma_2 - \kappa(\omega_L - \omega_f) \sum_{j=1}^2 \langle \sigma_j^z(0) \rangle_2 \Gamma_j + \kappa[3(\omega_L - \omega_f)^2 - \frac{\kappa^2}{4} - \sum_{j=1}^2 \Gamma_j^2]/2$, and $D = -2 \langle \sigma_1^z(0) \sigma_2^z(0) \rangle_2 (\omega_L - \omega_f) \Gamma_1 \Gamma_2 - \sum_{j=1}^2 \langle \sigma_j^z(0) \rangle_2 \Gamma_j [\Gamma_j^2 - \Gamma_{j'}^2 + \kappa^2/4 - (\omega_L - \omega_f)^2] + (\omega_L - \omega_f) [\sum_{j=1}^2 \Gamma_j^2 + 3\kappa^2/4 - (\omega_L - \omega_f)^2]$, $j \neq j' = 1, 2$, respectively. It is seen that $S_2^{ss}(\omega_L)$ might reveal four peaks, while $\tilde{S}_2^{ss}(\omega_L)$ always shows one-peak structure. For the experimental parameters [11]: $(\omega_f, \omega_1, \omega_2, g_1, g_2, \kappa,) = 2\pi \times (6442, 4500, 4850, 133, 133, 1.7)$ MHz, we note that the condition (1) for implementing the desirable QND-measurements is satisfied robustly. Fig. 3 exhibits the spectral distribution $S_2^{ss}(\omega_L)$ for the two-qubit state $|\psi_2\rangle$. One can see again that: (i) for $(|\beta_0|^2, |\beta_1|^2, |\beta_2|^2, |\beta_3|^2) = (1, 0, 0, 0), (0, 1, 0, 0), (0, 0, 1, 0), (0, 0, 0, 1)$, i.e., the two-qubit is prepared at one of their logic states, the spectra $S_2^{ss}(\omega_L)$ predicate the single-peak distributions (these are consistent with the predications of $\tilde{S}_2^{ss}(\omega_L)$); (ii) if the two-qubit system is prepared at the superposition of their computational basis, e.g., $(|\beta_0|^2, |\beta_1|^2, |\beta_2|^2, |\beta_3|^2) = (0.1, 0.2, 0.3, 0.4)$, the spectrum

$\tilde{S}_2^{ss}(\omega_L)$ still reveals a single peak, while $S_2^{ss}(\omega_L)$ predicates four peaks: each of them marks the existence of a logic state $|k\rangle_2$ superposed in $|\psi_2\rangle$; and (iii) if the k th peak is separated sufficiently from the others, then its relative height directly refers to $|\beta_k|^2$, i.e., the probability of the corresponding logic state superposed in $|\psi_2\rangle$. This is numerically confirmed by, e.g., $|\beta_0|^2$, $|\beta_3|^2$ in Fig. 3(a) with the experimental parameters [11]; and the $|\beta_k|^2$ ($k = 0, 1, 2, 3$) in Fig. 3(b) with modified parameters: $\Gamma'_1 = 0.85\Gamma_1$, $\Gamma'_2 = 1.05\Gamma_2$. Fig. 3(a) also shows that, the calculated values of $|\beta_1|^2$ ($\simeq 0.213$) and $|\beta_2|^2$ ($\simeq 0.309$) deviate from the expected ones: 0.2 and 0.3, respectively. This is because that there are some overlaps between the peak marking the state $|1\rangle_2$ and that for the state $|2\rangle_2$.

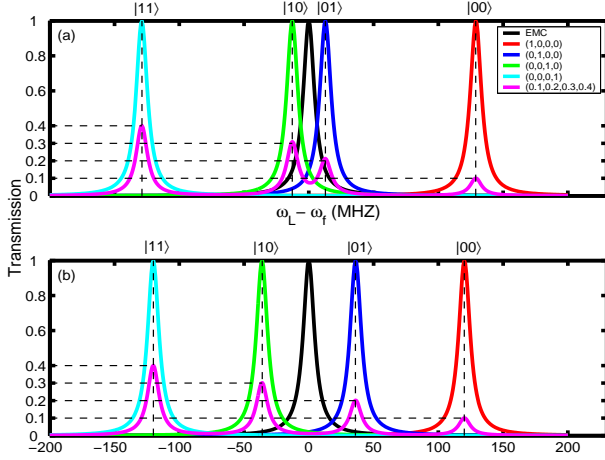


FIG. 3: (Color online) Transmission spectrum of a driven cavity including: (a) two experimentally-demonstrated qubits, and (b) two qubits with modified parameters. Here, the two-qubit system is prepared at the state $|\psi_2\rangle = \sum_{k=0}^3 \beta_k |k\rangle_2$, typically for $(|\beta_0|^2, |\beta_1|^2, |\beta_2|^2, |\beta_3|^2) = (1, 0, 0, 0), (0, 1, 0, 0), (0, 0, 1, 0), (0, 0, 0, 1)$, and $(0.1, 0.2, 0.3, 0.4)$, respectively.

Generally, one could presume that arbitrary state of the N -qubit could be QND-detected by analyzing the transmission spectra of the their dispersively-coupled cavity. From the number of the transmitted peaks, one can know the number of the superposed logic states; and from the relative height of one peak (if it separates sufficiently from the others), the probability of the corresponding computational basis superposed in the measured state could be extracted.

Conclusions and Discussions.— In summary, we have presented a spectral method to achieve the QND-detections of the qubits by measuring the transmitted spectra of the dispersively-coupled cavity. From the locations of the spectral peaks and their relative heights, one can determine the computational basis of the qubits superposed in the the measured state and their superposed probabilities. Specifically,

the feasibility of our proposal had been demonstrated with the experimentally-existing circuit QED systems with few CPB-qubits [8].

Immediately, the proposed spectral QND detections provide a relatively-simple tomographic technique to reconstruct the density matrix $\rho_N = |\psi_N\rangle\langle\psi_N|$ for extracting the phase information stored in the state $|\psi_N\rangle$. Given only one spectral QND detection proposed above determines all the diagonal elements in ρ_N , a series of non-diagonal elements (if they are simultaneously transferred to the diagonal locations) of ρ_N could also be determined by another spectral QND detection via common unitary operations. For example, 6 linearly independent spectral QND detections are sufficient to tomographically reconstruct the 4×4 density matrix of the two-qubit state $|\psi_2\rangle$. This is essentially simpler than the usual tomographic technique based on many (i.e., tens of thousands) PMs [12], and also significantly simpler than that based on the joint dispersive readouts (wherein 16 linearly independent measurements are required) [11].

The qubit-qubit couplings are important during the quantum information processings, but in our proposal of detections they should be negligible. Fortunately, transition frequencies of artificial atoms, e.g., quantum dots, Josephson junctions and electrons on Helium, etc., are usually controllable and Eq. (1) could always be satisfied to implement the desirable QND-detections. More importantly, the present work indicates that the quantum correlations between the cavity and the qubits are still significant, although their interactions are dispersive (i.e., far from the resonances). For example, for the the cavity with one qubit one can simply solve Eq. (7) to obtain the time-evolution qubit-cavity correlation

$$\begin{aligned} \langle \sigma_1^z \hat{a} \rangle_1(t) &= \langle \sigma_1^z \hat{a} \rangle_1(0) + C_1 e^{-\kappa t + i(\omega_L - \omega_f - \Gamma_1)t} \\ &+ C_2 e^{-\kappa t + i(\omega_L - \omega_f + \Gamma_1)t}, \end{aligned} \quad (11)$$

with C_1 and C_2 being the constants, and $\langle \sigma_1^z \hat{a} \rangle_1(0) = \{\Gamma_1^2 + [k + i(\omega_f - \omega_L)]^2\}^{-1} \times \{\Gamma_1 \epsilon - i \epsilon \langle \sigma_1^z(0) \rangle_1 [k + i(\omega_f - \omega_L)]\}^{-1}$ the initial qubit-cavity correlation. This implies that the lifetime of the qubit-cavity quantum correlation is sufficiently long, i.e., it is the same as that of the cavity-self. Therefore, the effects of the cavity-qubit correlations predicated in our proposal should be experimentally verifiable.

Acknowledgments

This work was supported in part by the National Science Foundation grant No. 10874142, 90921010, and the National Fundamental Research Program of China through Grant No. 2010CB92304, and A*STAR of Singapore under research grant No. WBS: R-144-000-189-305. One of us (Wei) thanks also Drs. Y. Yu and M.W. Wu for useful comments.

[1] V. B. Braginsky and F. Ya. Khalili, *Quantum Measurement* (Cambridge University Press, 1992); Rev. Mod. Phys. **68**,

1(1996).

- [2] D. Leibfried *et al*, Rev. Mod. Phys. **75**, 281 (2003).
- [3] G. Johansson *et al*, J. Phys.: Cond. Mat. **18** S901 (2006).
- [4] J. M. Raimond, M. Brune, and S. Haroche, Rev. Mod. Phys. **73**, 565 (2001).
- [5] J. Vuckovic and Y. Yamamoto, App. Phys. Lett. **82**, 2374 (2003); D. Englund *et. al.*, Nature **450**, 857 (2007).
- [6] L. F. Wei *et. al.*, Phys. Rev. Lett. **97**, 237201 (2006).
- [7] H. J. Kimble, in *Cavity Quantum Electrodynamics*, edited by P. Bermann (Academic Press, San Diego, 1994); T. Fischer *et. al.*, Phys. Rev. Lett. **88**, 163002 (2002).
- [8] A. Wallraff *et. al.*, Nature (London) **431**, 162(2004); J. Majer *et. al.*, Nature (London) **449**, 443 (2007).
- [9] A. Blais *et. al.*, Phys. Rev. A **75**, 032329 (2007); L.S. Bishop *et. al.*, New J Phys. **11**, 073040 (2009).
- [10] R. Bianchetti *et. al.*, Phys. Rev. A **80**, 043840(2009).
- [11] S. Filipp *et. al.*, Phys. Rev. Lett. **102**, 200402 (2009).
- [12] C. F. Roos *et. al.*, Phys. Rev. Lett. **92**, 220402 (2004); Y.-x, Liu, L. F. Wei, and F. Nori, Phys. Rev. B **72**, 014547(2005).