

International Journal of Modern Physics E  
 © World Scientific Publishing Company

## INVESTIGATION OF CONTINUUM STATES IN THE UNBOUND NEUTRON-RICH N=7 AND 9 ISOTONES VIA BREAKUP AND KNOCKOUT\*

H. Al Falou<sup>†</sup>, A. Leprince, N.A. Orr<sup>‡</sup>  
 for the LPC-CHARISSA-DEMON COLLABORATION  
 LPC-ENSICAEN, IN2P3-CNRS et Université de Caen,  
 14050 Caen cedex, France

The structure of the unbound nuclei  ${}^9\text{He}$ ,  ${}^{10}\text{Li}$  and  ${}^{13}\text{Be}$  has been explored using breakup and proton-knockout from intermediate energy  ${}^{11}\text{Be}$  and  ${}^{14,15}\text{B}$  beams. In the case of both N=7 isotones, virtual  $s$ -wave strength is observed near threshold together with a higher-lying resonance. A very narrow structure at threshold in the  ${}^{12}\text{Be}+n$  relative energy spectrum is demonstrated to arise from the decay of the  ${}^{14}\text{Be}^*(2^+)$ , discounting earlier reports of a strong virtual  $s$ -wave state in  ${}^{13}\text{Be}$ .

The light nuclei have long provided a fertile testing ground for our understanding of nuclear structure. From an experimental point of view, this is the only region for which nuclei lying beyond the neutron dripline are presently accessible. Theoretically, models incorporating explicitly the continuum are being developed. In addition, the structure of unbound systems, such as  ${}^{10}\text{Li}$ , is key to constructing three-body descriptions of two-neutron halo, such as  ${}^{11}\text{Li}$ , and related nuclei.

One of the approaches well adapted to the study of nuclei far from stability is that of “knockout” or breakup of a high-energy radioactive beam. Here we report on measurements using secondary beams (35 MeV/nucleon) of  ${}^{11}\text{Be}$  and  ${}^{14,15}\text{B}$  to investigate the low-lying level structures of  ${}^9\text{He}$ ,  ${}^{10}\text{Li}$  and  ${}^{13}\text{Be}$ . The experiments employed beams delivered by the LISE3 separator at GANIL. The beam velocity charged fragments and neutrons emitted in the forward direction from the reactions on a carbon target were identified and the momenta determined using a Si-Si-CsI array coupled to a large-scale neutron array. These measurements allowed the fragment+neutron ( $f$ - $n$ ) relative energy spectra to be reconstructed. In order to interpret the spectra, simulations, which were validated using known resonances (such as  ${}^7\text{He}_{g.s.}$ ), were developed to model the response function of the experimental setup. Detailed accounts of the work presented here may be found elsewhere<sup>1,2,3</sup>.

\*Contribution to NIIGATA2010 - “International Symposium on Forefronts of Research in Exotic Nuclear Structures”, Tokamachi, Japan, 1–4 mars 2010.

<sup>†</sup>Present Address: TRIUMF, 4004 Wesbrook Mall, Vancouver, BC V6T 2A3 Canada

<sup>‡</sup>Presenting author, e-mail: orr@lpccaen.in2p3.fr

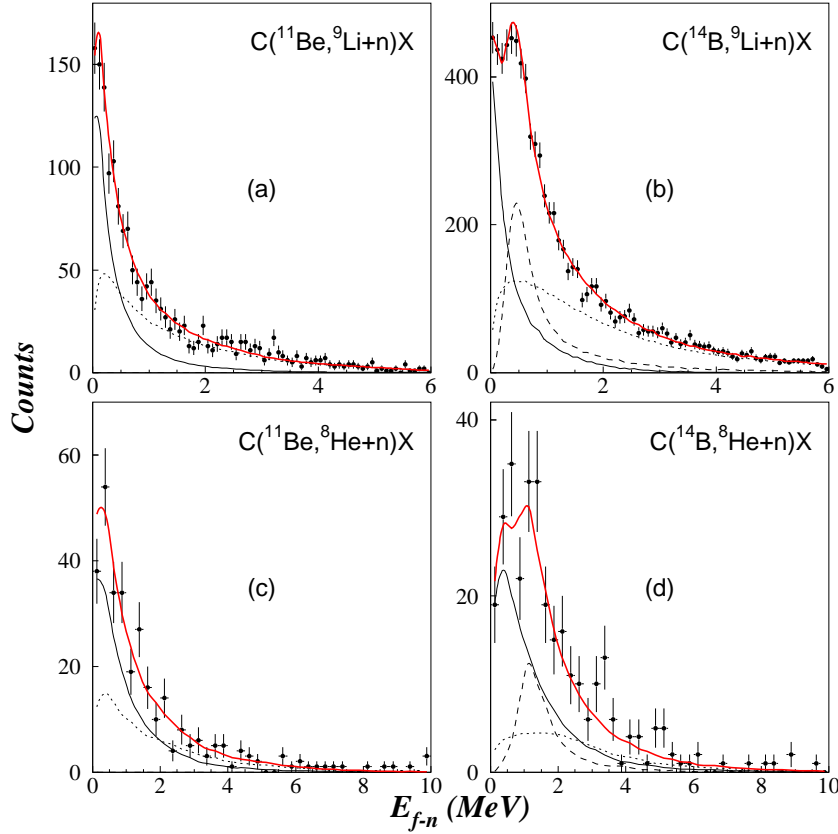
2 *H. Al Falou, A. Leprince, N.A. Orr*


Fig. 1. Relative energy spectra for the  ${}^9\text{Li}+n$  and  ${}^8\text{He}+n$  systems for different reactions. The dotted lines represent the uncorrelated background. The thin solid lines are the virtual  $s$ -states, while the dashed lines are the resonances. The thicker solid line is the overall adjustment.

The results obtained for the  ${}^8\text{He}+n$  and  ${}^9\text{Li}+n$  systems are shown in Fig. 1. As demonstrated in our work on the  $\text{C}({}^{17}\text{C}, {}^{15}\text{B}+n)$  reaction<sup>3</sup>, the description of the relative energy spectra require, in addition to discrete final states, a broad and rather featureless continuum of uncorrelated events which may be generated via event mixing<sup>4</sup>. Both spectra for  ${}^9\text{Li}+n$  (Fig. 1(a) and (b)), as well as that for  ${}^8\text{He}+n$  derived from two-proton knockout from  ${}^{11}\text{Be}$  (Fig. 1(c)), exhibit significant strength just above threshold which can be most satisfactorily described by the presence of a virtual  $s$ -wave scattering state. The results for the  $\text{C}({}^{11}\text{Be}, {}^9\text{Li}+n)$  and  $\text{C}({}^{11}\text{Be}, {}^8\text{He}+n)$  reactions are in line with what may be expected on the basis of simple considerations, whereby proton only removal from the projectile should leave the neutron configuration undisturbed<sup>5</sup>. Given the dominant  $s$ -wave neutron component in  ${}^{11}\text{Be}_{g.s.}$ , proton knockout to  ${}^{10}\text{Li}$  and  ${}^9\text{He}$  should populate preferentially  $s$ -wave final states. In the case of  ${}^9\text{Li}+n$ , a scattering length around -17 fm

was deduced, whereas that for  ${}^8\text{He}+n$  is close to 0 fm ( $a_s = -3 - 0$  fm at the 3-sigma level), signifying a very weak fragment-neutron interaction. The  ${}^{10}\text{Li}$  result is in line with other studies, including high-energy neutron knockout from  ${}^{11}\text{Li}$ <sup>6,7</sup>, whilst that for  ${}^9\text{He}$ , despite being in conflict with similar work at slightly lower energies<sup>5</sup>, has been confirmed by a very recent study at relativistic energies<sup>8</sup>.

The  ${}^9\text{Li}+n$  spectrum from the breakup of  ${}^{14}\text{B}$  clearly displays the presence of a higher lying state some 0.5 MeV above threshold, which may be identified with the expected  $p$ -wave resonance observed in other studies<sup>6,7</sup>. Interestingly, breakup of  ${}^{15}\text{B}$  exhibits an enhanced yield to this resonance relative to the  $s$ -state<sup>2</sup>, as displayed in Fig. 2. Despite suffering from limited statistics, the  ${}^8\text{He}+n$  relative energy spectrum obtained from breakup of  ${}^{14}\text{B}$  is consistent with the presence of the very weakly interacting  $s$ -wave virtual state and a resonance around 1.2 MeV above threshold<sup>9</sup>.

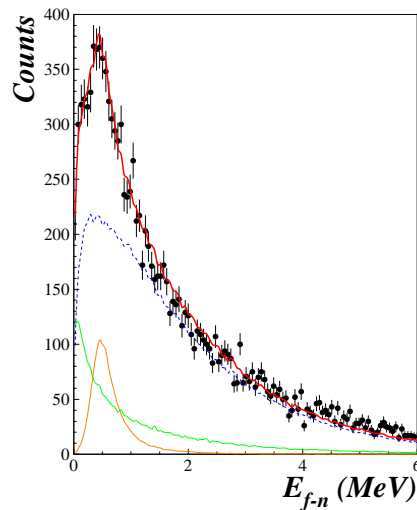


Fig. 2. Relative energy spectra for the  ${}^9\text{Li}+n$  from breakup of a  ${}^{15}\text{B}$  beam. The dotted lines represent the uncorrelated background, whilst the thin solid lines are the virtual  $s$ -state and resonance (see text). The thicker solid line is the overall adjustment.

Turning to the  $N=9$  system  ${}^{13}\text{Be}$ , we have investigated an earlier report of pronounced  $s$ -wave virtual strength at threshold<sup>10</sup>, which is at variance with all other studies<sup>4,7,11,12</sup>. The distinguishing features of the earlier work were: a collinear geometry for the fragment and neutron detection, which limited the range of accessible relative energies to close to threshold, and the fragmentation of  ${}^{18}\text{O}$  to produce the  ${}^{12}\text{Be}+n$  system. Given that in such reactions (where protons and neutrons are removed) the outgoing channel of interest will tend to be produced via the neutron decay of more neutron-rich unbound states, it is likely that the majority of the

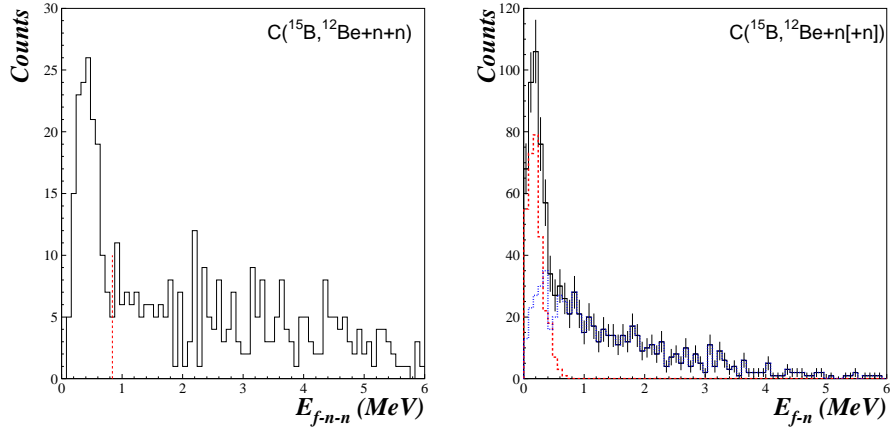
4 *H. Al Falou, A. Leprince, N.A. Orr*


Fig. 3. Left panel: Relative energy spectrum for the  $^{12}\text{Be}+n+n$  system. Right panel:  $^{12}\text{Be}+n$  relative energy spectrum derived from  $^{12}\text{Be}+n+n$  events, where events arising from the decay of  $^{14}\text{Be}^*(2^+)$  are shown as the dashed histogramme close to threshold.

$^{12}\text{Be}+n$  yield from  $^{18}\text{O}$  results from the decay of unbound states in  $^{14}\text{Be}$ . Any narrow resonances in the  $^{14}\text{Be}$  continuum could then leave an imprint on the  $^{12}\text{Be}+n$  relative energy spectrum as a narrow, resonance-like structure.

In this spirit, we have investigated the decay of  $^{14}\text{Be}^*$  through its population in single-proton removal from  $^{15}\text{B}$ . The resulting  $^{12}\text{Be}+n+n$  relative energy spectrum (Fig. 3) exhibits a well populated peak, some 300 keV above threshold, which corresponds to the  $2_1^+$  state of  $^{14}\text{Be}^{13}$ . The  $^{12}\text{Be}+n$  relative energy spectrum reconstructed from these events is also displayed in Fig. 2. When the  $^{12}\text{Be}+n$  events are confined to those arising from the decay of  $^{14}\text{Be}^*(2^+)$ , they are seen, unsurprisingly, to constitute the very narrow structure at threshold (Fig. 3, right panel). That is to say, the threshold strength in the  $^{12}\text{Be}+n$  relative energy spectrum is an artefact of the limited energy available in the decay of  $^{14}\text{Be}^*(2^+)$ .

We can proceed further and reproduce conditions similar to that of the  $^{18}\text{O}$  beam experiment by restricting the neutron detection to very forward angles ( $\theta_n < 3^\circ$ ) and analysing the  $^{12}\text{Be}+n$  events. The results are displayed in Fig. 4, including, as in the  $^{18}\text{O}$  study, the  $^{12}\text{Be}+n$  relative velocity spectrum<sup>10</sup>. Unsurprisingly, the restricted acceptances privilege almost exclusively the peak at threshold produced by the decay of  $^{14}\text{Be}^*(2^+)$  and result in a relative velocity spectrum identical to that seen in the  $^{18}\text{O}$  beam experiment. Moreover, both the relative velocity and energy spectra are well reproduced by the combination of an uncorrelated background and an  $s$ -wave virtual state lineshape with  $a_s = -10$  fm as in the original analysis of the  $^{18}\text{O}$  data<sup>10</sup>. In summary, we conclude from the present analyses, that there is no evidence for a strong  $s$ -wave virtual state at threshold in  $^{13}\text{Be}$ .

The authors would like to thank their colleagues in the LPC-CHARISSA-

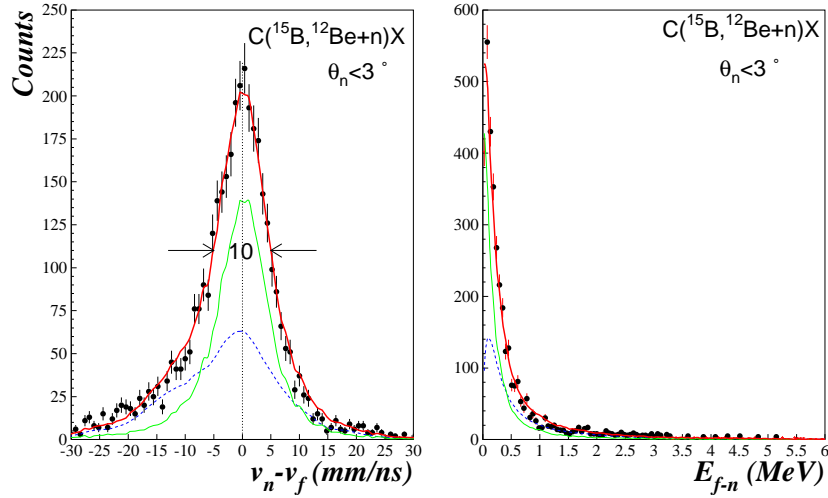


Fig. 4.  $^{12}\text{Be}+n$  relative velocity (left panel – FWHM=10 mm/ns) and energy spectra (right panel) from the breakup of  $^{15}\text{B}$  for  $\theta_n < 3^\circ$ . The dotted line is the uncorrelated background and the thin solid line a virtual  $s$ -wave state lineshape.

DEMON Collaboration and acknowledge the excellent support provided by the technical staff of LPC and GANIL.

## References

1. H. Al Falou, Ph.D Thesis, Université de Caen (2007) LPCC T-07-02, <http://tel.archives-ouvertes.fr/docs/00/21/22/14/PDF/thesis.pdf>.
2. A. Leprince, Ph.D Thesis, Université de Caen (2009) LPCC T-09-04, <http://tel.archives-ouvertes.fr/docs/00/45/15/26/PDF/these.pdf>
3. J.L. Lecouey *et al.*, *Phys. Lett. B* **672** (2009) 6.
4. J.L. Lecouey, Ph.D Thesis, Université de Caen (2009) LPCC T-02-03, <http://tel.archives-ouvertes.fr/docs/00/04/54/66/PDF/tel-00003117.pdf>.
5. L. Chen *et al.*, *Phys. Lett. B* **505** (2001) 21.
6. Yu. Aksyutina *et al.*, *Phys. Lett. B* **666** (2008) 430
7. H. Simon *et al.*, *Nucl. Phys. A* **791** (2007) 267 and references therein.
8. Yu. Aksyutina *et al.*, *in preparation*, [http://dreb2009.physics.fsu.edu/presentations/Dec16\\_II/DREB\\_2009\\_aksyutina.pdf](http://dreb2009.physics.fsu.edu/presentations/Dec16_II/DREB_2009_aksyutina.pdf)
9. K.K. Seth *et al.*, *Phys. Rev. Lett.* **58** (1987) 1930; H. Bohlen *et al.*, *Z. Phys. A* **330** (1988) 227; W. von Oertzen *et al.*, *Nucl. Phys. A* **588** (1995) 129c.
10. M. Thoennessen *et al.*, *Phys. Rev. C* **63**(2000) 014308.
11. J.L. Lecouey, *Few Body Systems* **34** (2004) 21 and references therein.
12. Y. Kondo, Ph.D Thesis, Tokyo Institute of Technology (2007).
13. T. Sugimoto *et al.* *Physics Letters B* **654** (2007) 160