

Heavy-Flavor Measurements by the PHENIX Experiment at RHIC

Marisilvia Donadelli for the PHENIX Collaboration

Universidade de Sao Paulo, Instituto de Fisica, Caixa Postal 66318, Sao Paulo CEP 05315-970, Brazil

E-mail: mari@rcf.rhic.bnl.gov

Abstract.

In recent years, PHENIX has studied many important observables related to heavy-flavor physics through their leptonic decay measurements including the invariant yield of electrons from nonphotonic sources, and prompt single muons, both of which are dominated by D and B mesons. Charm and beauty cross-sections were measured and compared through single lepton, and lepton-hadron correlations in $p+p$ collisions at $\sqrt{s} = 200$ GeV. Observables for quarkonia production such as invariant yield and polarization were also measured in $p+p$ collisions. In Au+Au collisions, preliminary results for the R_{AA} for single electrons and a 90% CL upper limit for the suppression of Υ s were produced. And in $d+Au$ collisions, a preliminary R_{CP} study for J/ψ production in different centrality ranges was extracted.

PACS numbers: 25.75.Dw,14.40.Pq,13.20.Gd,25.75.Cj,25.75.-q

Submitted to: *J. Phys. G: Nucl. Phys.*

1. Introduction

Measurements of heavy-flavor production in $p+p$ interactions at collider energies serve as important tests for perturbative quantum chromodynamics (pQCD). It also provides an important baseline for study of the medium created in relativistic heavy ion collisions, since the transition from hadronic matter to a quark gluon plasma at high temperature is expected to be achieved in such collisions. On the other hand, the hadronization of partons in vacuum or cold nuclear matter, represents a non perturbative QCD process. In order to measure the baseline, disentangle the cold nuclear matter effects and determine the hot nuclear matter effects, the Relativistic Heavy Ion Collider (RHIC) provides, respectively, the colliding species: $p+p$, $d+Au$ and Au+Au or Cu+Cu.

The PHENIX [1] experiment at RHIC has capabilities to measure both the leptonic and hadronic decay modes of the particles produced in the collisions. That allows a comprehensive study of open heavy-flavor and heavy quarkonia. Electrons are identified in two central arms spectrometers covering the pseudorapidity range $|\eta| <$

0.35 and $2 \times \pi/2$ in azimuth. Drift chambers and pad chambers are used for charged particle tracking, a ring imaging Čerenkov detector for electron identification and an electromagnetic calorimeter for electron identification and trigger. Muons are measured in two separate spectrometers with full azimuthal coverage and in the pseudorapidity range $1.2 \leq |\eta| \leq 2.4$. They are identified in panels formed by Iarocci tubes placed in front of steel plates for hadron absorption. While the muon arm absorber removes most of the hadrons, they are also measured in the central arms. In addition, beam-beam counters positioned at pseudorapidity $3.1 \leq |\eta| \leq 3.9$, measure the position of the collision vertex along the beam direction and provide the interaction trigger. In A+A collisions, they also provide the event centrality characterization through a correlation of the beam-beam counters charge sum and the total energy deposited in the two zero degree hadronic calorimeters, located at ~ 18 m from the interaction point.

2. Open heavy-flavor

In PHENIX, since D or B mesons are not fully reconstructed, their yield can be statistically derived by their semileptonic decays contributing to lepton spectra. These indirect measurements serve as baseline for both charm and bottom production in d +Au and A+A collisions.

2.1. Single leptons

The spectrum of electrons from heavy-flavor decay in $p+p$ collisions was revisited [2] as an additional contribution to the previous spectrum of electrons [3]. The inclusive electron spectra consist of nonphotonic electrons from heavy-flavor decays; photonic background from Dalitz decays and photon conversions in the beam pipe; nonphotonic background from K_{e3} and dielectron decays of vector mesons. The K_{e3} contribution is small compared to the photonic background from Dalitz decays. The electron spectrum from heavy-flavor decay was determined by subtracting the background components from the inclusive spectrum using two independent and complementary methods. The electron spectrum from all known sources except semileptonic decay of heavy-flavor is calculated using a Monte Carlo simulation and subtracted from the inclusive spectrum in the cocktail method. The dominant source of background is the π^0 Dalitz decay, so the measured π^0 and π^\pm spectra are used as input to the generator. The cocktail also includes contribution from quarkonium (J/ψ , Υ) and the Drell-Yan process, which were neglected in [3,4]. Figure 1 shows the nonphotonic electron yield after the subtraction of the J/ψ (that accounts for up to 16% of the electron signal at $p_T > 5$ GeV/c), the Υ and the Drell-Yan contributions (both found to be negligible) in $p+p$ collisions [2]. The bottom part of the figure shows the ratio of data to FONLL calculations [5]. From the nonphotonic electron spectrum derived in [3] the total charm production cross-section was deduced to be $\sigma_{c\bar{c}} = 567 \pm 57$ (stat) ± 193 (sys) μb .

Similar measurements were performed for single muons in which a background cocktail approach is also used. Backgrounds in the muon arms are divided into muons that result from the weak decay of light hadrons before the first absorber material and hadrons that penetrate the steel absorber to reach the deepest layer in the muon arm. Muons from heavy-flavor meson decay originate $< 1\text{mm}$ from the collision vertex, while yields of muons from hadron decay exhibit a linear collision vertex dependence before the first absorber material due to decay kinematics. The background is then subtracted using vertex distribution and hadrons which are stopped in the muon identifier.

Heavy-flavor single muon measurements in $p+p$ collisions at $\sqrt{s} = 200\text{ GeV}$ and for $\langle y \rangle = 1.65$ were reported in [6], with a corresponding differential cross section for charm quark production at forward rapidity of $d\sigma_{c\bar{c}}/dy|_{y=1.6} = 0.243 \pm 0.013\text{ (stat)} \pm 0.105\text{ (data syst.)}^{+0.049}_{-0.087}$ (PYTHIA syst.) mb. The new result at $\langle y \rangle = 1.65$ was obtained over the extended range of $1 \leq p_T \leq 5.0\text{ GeV}/c$ [7]. Single muons are measured in both forward and backward directions, with the two spectra being combined to form the spectrum shown in Figure 2 [7], which is compared to a FONLL calculation over the same rapidity.

In Au+Au collisions, the heavy-flavor signal and the ratio of nonphotonic to photonic electrons were determined via exactly the same independent and complementary methods used in [3]. Similarly to the $p+p$ case, the contribution of the J/ψ to the electron spectrum in Au+Au collisions was determined [2]. Two conservative estimations of the upper and the lower bound of the J/ψ yield at high p_T were made using the measured nuclear modification factor R_{AA} [8]

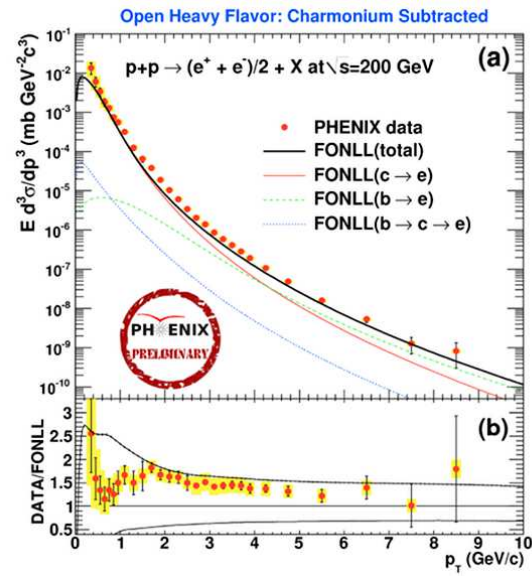


Figure 1. (a) Invariant cross sections of electrons after subtraction of the J/ψ , Υ , Drell Yan contributions [2]. (b) Ratio of the data and the FONLL calculation. The upper (lower) curve shows the theoretical upper (lower) limit of the FONLL calculation.

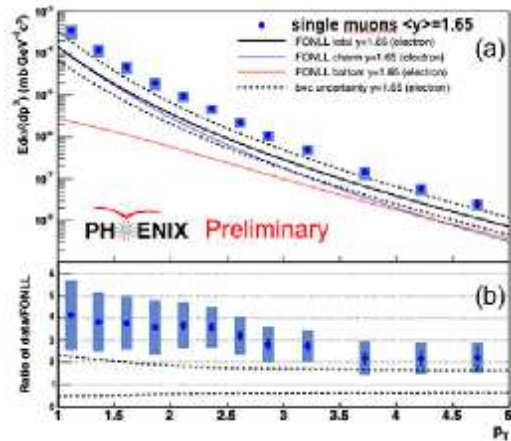


Figure 2. Invariant cross sections of muons from heavy-flavor decay at $\langle y \rangle = 1.65$ [7]. (b) Ratio of the data and the FONLL calculation. The upper (lower) curve shows the theoretical upper (lower) limit of the FONLL calculation.

in the 0-20 % centrality range.

PHENIX has previously presented the R_{AA} result in the 0-10 % centrality range [4] showing a suppression level for the heavy-flavor electrons almost the same as for π^0 and for η in high p_T region. For the 0-20 % centrality range, as that how J/ψ was measured, the result with and without its contribution can be seen in Figure 3. Both the $p+p$ and the Au+Au single electron yields from heavy-flavor decays decreased after subtracting the J/ψ contribution, resulting on a small change in the R_{AA} .

2.2. Diparticle correlations

In PHENIX, D meson decays cannot be fully reconstructed because of the small signal/background ratio and the poor PID of kaons. The ratio of $(b \rightarrow e)$ to $[(c \rightarrow e) + (b \rightarrow e)]$ as a function of electron p_T in the range $2 < p_T < 7$ GeV/c was extracted from the correlation between the heavy-flavor electrons and associated hadrons and was used to separate the beauty from the charm contribution [9]. The extraction was based on partial reconstruction of the $D/\bar{D} \rightarrow e^\pm K^\pm X$ decay. The electron-hadron invariant mass is formed and exhibits a clear peak below the D mass. The shape and the efficiency of this peak depend on the charm or the beauty origin of the electron-hadron pair. The beauty decays present a lower efficiency and broader shape, because of their mass and allowed range of hadrons. In Figure 4, the single electron spectra for charm and bottom were measured from the ratio $(b \rightarrow e)/[(c \rightarrow e) + (b \rightarrow e)]$, and the spectrum from heavy-flavor decays.

Electron-muon azimuthal correlations in $p+p$ collisions have proved to be a new method for the $c\bar{c}$ measurement at PHENIX [10]. The heavy-flavor signal consists of opposite sign electron-muon pairs with $\Delta\phi \approx \pi$, product of back-to-back charm pairs produced mainly via gluon fusion.

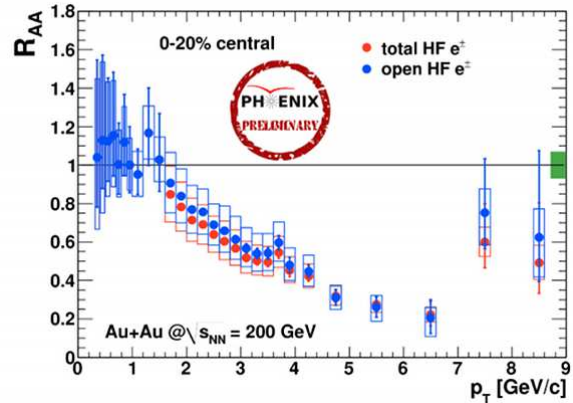


Figure 3. R_{AA} of nonphotonic electrons with and without J/ψ contribution [2].

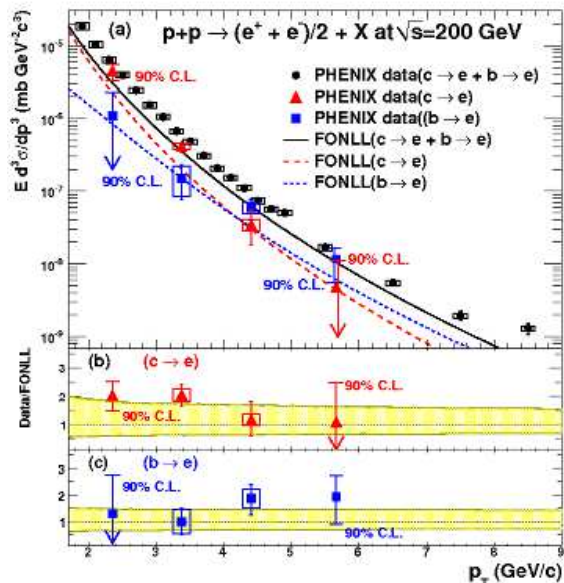


Figure 4. Invariant cross sections of electrons from charm and bottom [9] with the FONLL calculation [5].

There is no contribution from Drell-Yan, thermal production, resonance decays for the background. Like-sign subtraction removes combinatorial background and electron-muon pairs from dijets. Substantial backgrounds in analysis are due to misidentified muons: hadrons that punch through absorbers and muons from light meson decays rather than from heavy-flavor. The background from hadron decays into muons was estimated and removed from the $\Delta\phi$ correlation distribution. Figure 5 shows the background subtracted $\Delta\phi$ distribution. The band is error from decay muon subtraction, boxes are errors from electron-hadron subtraction. This new method provided an invariant yield of $2.11 \times 10^{-7} \pm 3.4 \times 10^{-8}$ (stat.) $\pm 3.5 \times 10^{-8}$ (sys.) and is a proof of principle for future charm cross section measurement in intermediate rapidity.

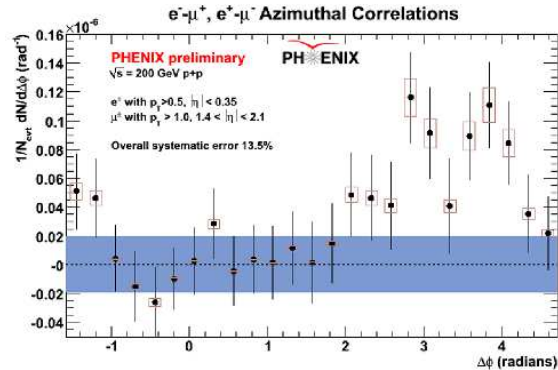


Figure 5. Electron-muon correlations from heavy-flavor [10].

3. Quarkonia

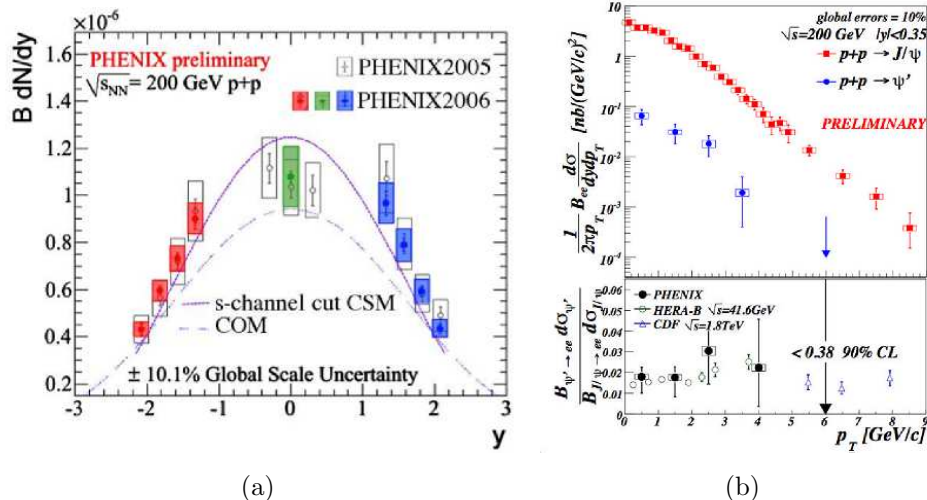


Figure 6. (a) Preliminary measurement of J/ψ yield multiplied by the branching ratio versus rapidity with both COM [11] and s-channel cut Color Singlet Model (CSM) [12] calculations. (b) p_T dependence of J/ψ and ψ' at midrapidity, together with the J/ψ to ψ' cross sections ratio [13] compared to that from other experimental results [14,15]

Using the 2006 data taking period, PHENIX has recently released a set of measurements on J/ψ production in $p+p$ collisions [13] including new results on the p_T dependence of its decay angular distribution in different reference frames [16]. The record of an approximate factor of three of integrated luminosity, compared to the published one [17], allowed not only to extract the differential cross section of J/ψ , but also the first ψ' p_T dependent result at RHIC energies [13]. Figure 6 (a) shows

the preliminary measurement of the J/ψ invariant yield versus rapidity, where the uncertainties are dominated by systematics with both forward and midrapidity yields well described by the s-channel cut Color Singlet Model (CSM) [12]. Figure 6 (b) shows the differential cross section of both J/ψ and ψ' . The ψ' to J/ψ cross sections ratio is shown in the lower pannel and compared to that from other experimental results [14,15]. The feed-down contributions to J/ψ from ψ' is $8.6 \pm 2.5\%$ and from χ_c is $< 42\%$ (90 % C.L.) and both are in agreement with world average results [18].

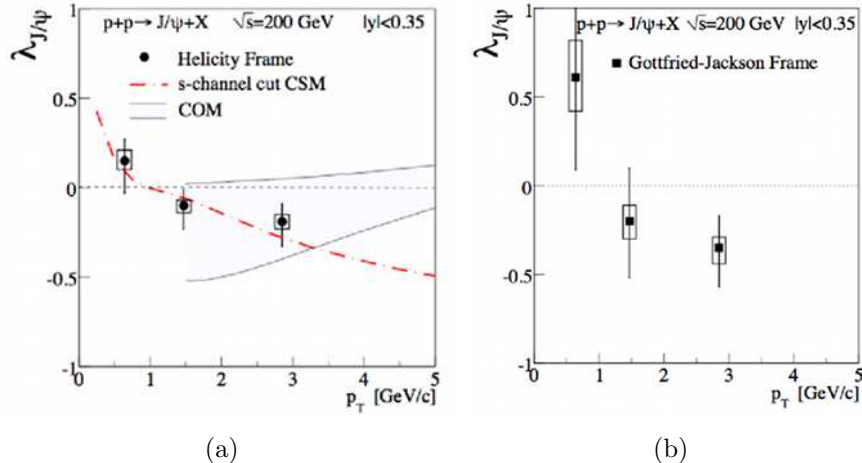


Figure 7. (a) J/ψ polarization parameter versus transverse momentum in the HX frame and theoretical calculations. Boxes are correlated point-to-point systematic uncertainties. (b) J/ψ polarization parameter versus transverse momentum in the GJ frame. Boxes are correlated point-to-point systematic uncertainties [16].

With the same improved data set, the measurement of the transverse momentum dependence of the inclusive J/ψ polarization can help elucidate the production mechanisms [16]. Moreover, it is expected that the polarization of J/ψ is modified by the presence of nuclear matter effects in $d+Au$ collisions and hot and dense matter in Au+Au collisions [19]. The polarization was studied in three reference frames: helicity (HX), Gottfried-Jackson (GJ) and Collins-Soper (CS) for $p_T < 5$ GeV/c and $|y| < 0.35$. Both results for the polarization parameter in the HX and GJ frames are consistent with zero for the full p_T range and with a 1.8 sigma trend towards longitudinal polarization for the J/ψ above 2 GeV/c. However, in the CS frame, no conclusion can be drawn due to its limited acceptance, besides the uncertainties in the current data. Figure 7 (a) shows the transverse momentum dependence of the J/ψ polarization parameter in the HX frame together with currently available theoretical models: COM [20] and the s-channel cut CSM [12].

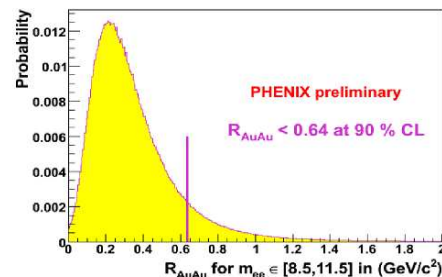


Figure 8. Probability distribution of R_{AA} in the $\Upsilon(1S+2S+3S)$ mass range.

Figure 7 (b) shows the transverse momentum dependence of the J/ψ polarization parameter in the GJ frame.

PHENIX has recently presented preliminary results of dielectrons in the $\Upsilon(1S + 2S + 3S)$ mass range of [8.5-11.5] GeV/ c^2 in $p+p$ and Au+Au collisions. Figure 8 shows the nuclear modification factor R_{AA} which was evaluated with Poisson distribution and was found to be lower than 0.64 in 90% confidence level. This result may suggest that the Υ states $2S+3S$ are melted in the medium formed in Au+Au collisions. However, no final conclusion can be drawn before the knowledge of the cold nuclear matter effects in $d+Au$ collisions and a better understanding of the continuum contribution in this mass range.

During the 2008 data taking period with $d+Au$ collisions, PHENIX recorded a factor of 30 higher statistics than the 2003 $d+Au$ Run. Preliminary studies of the J/ψ yield ratio between central and peripheral events (R_{CP}), as a function of rapidity, show that the current parton modification functions and uniform breakup cross section in the hadronic matter cannot describe the behavior of the J/ψ suppression in $d+Au$ collisions. Figure 9 shows the measured R_{CP} in three centrality ranges, together with the prediction assuming gluon distribution modification EKS98 [21] for different breakup cross sections (σ , 0-15 mb).

4. Conclusions

PHENIX has measured single electrons in both $p+p$ and Au+Au collisions at midrapidity and single muons in $p+p$ collisions at forward rapidity at $\sqrt{s_{NN}} = 200$ GeV. The ratio of the yield of electrons from bottom to that from charm in $p+p$ collisions at the same value of the c.m. energy provided the first measurement of the spectrum of electrons from bottom at RHIC. All these results were presented in the context of pQCD calculations. The electron-muon azimuthal correlation result provided a clear measurement of heavy flavor production in a rapidity range not yet studied. Quarkonia yields in $p+p$ collisions included the J/ψ , the Υ , and the first ψ' differential cross sections at RHIC energies, besides the first J/ψ polarization measurement for two polarization frames, providing additional insight into the understanding of the

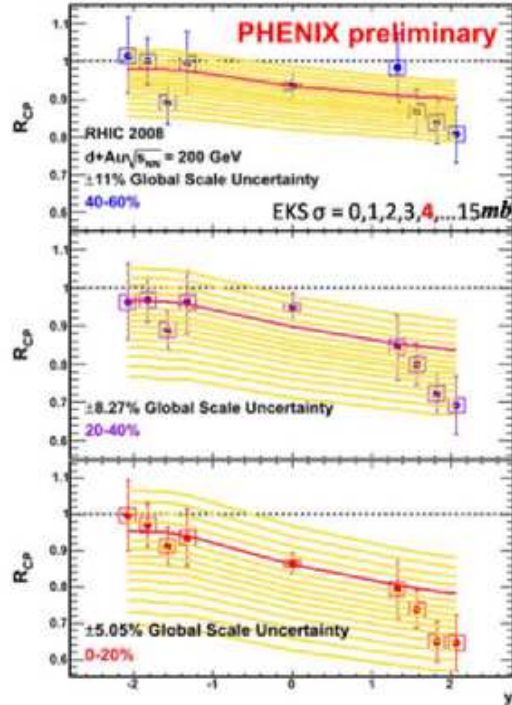


Figure 9. Central to peripheral J/ψ production as a function of rapidity in three centrality ranges, together with the prediction assuming gluon distribution modification EKS98 [21] for different breakup cross sections (σ , 0-15 mb).

production mechanisms.

References

- [1] PHENIX Collaboration, K. Adcox *et al.*, *PHENIX detector overview*, Nuclear Instruments and Methods in Physics Research Section A: Accelerators, Spectrometers, Detectors and Associated Equipment **499**, 469 (2003), The Relativistic Heavy Ion Collider Project: RHIC and its Detectors.
- [2] A. Dion, *Open Heavy Flavor at PHENIX*, arXiv.org:0907.4749 (2009).
- [3] PHENIX Collaboration, A. Adare *et al.*, *Measurement of High- p_T Single Electrons from Heavy-Flavor Decays in $p + p$ Collisions at $\sqrt{s} = 200$ GeV*, Phys. Rev. Lett. **97**, 252002 (2006).
- [4] PHENIX Collaboration, A. Adare *et al.*, *Energy Loss and Flow of Heavy Quarks in Au + Au Collisions at $\sqrt{s_{NN}} = 200$ GeV*, Phys. Rev. Lett. **98**, 172301 (2007).
- [5] M. Cacciari, P. Nason, and R. Vogt, *QCD Predictions for Charm and Bottom Quark Production at RHIC*, Phys. Rev. Lett. **95**, 122001 (2005).
- [6] PHENIX Collaboration, S. S. Adler *et al.*, *Measurement of single muons at forward rapidity in $p+p$ collisions at $\sqrt{s} = 200$ GeV and implications for charm production*, Physical Review D (Particles and Fields) **76**, 092002 (2007).
- [7] D. Hornback, *Measurements of heavy-quark production via single leptons at PHENIX*, Journal of Physics G: Nuclear and Particle Physics **35**, 104113 (5pp) (2008).
- [8] PHENIX Collaboration, A. Adare *et al.*, *J/ψ Production versus Centrality, Transverse Momentum, and Rapidity in Au + Au Collisions at $\sqrt{s_{NN}} = 200$ GeV*, Phys. Rev. Lett. **98**, 232301 (2007).
- [9] PHENIX Collaboration, A. Adare *et al.*, *Measurement of Bottom Versus Charm as a Function of Transverse Momentum with Electron-Hadron Correlations in $p + p$ Collisions at $\sqrt{s} = 200$ GeV*, Phys. Rev. Lett. **103**, 082002 (2009).
- [10] T. Engelmore, *Heavy Flavor Production and Energy Loss with Two-Particle Correlations at PHENIX*, Nuclear Physics A **830**, 853c (2009).
- [11] F. Cooper, M. X. Liu, and G. C. Nayak, *J/Ψ Production in $p + p$ Collisions at $\sqrt{s} = 200$ GeV at the BNL Relativistic Heavy Ion Collider*, Phys. Rev. Lett. **93**, 171801 (2004).
- [12] H. Habermann and J. P. Lansberg, *Possible Solution of the J/ψ Production Puzzle*, Phys. Rev. Lett. **100**, 032006 (2008).
- [13] C. L. da Silva, *Quarkonia measurement in $p+p$ and $d+Au$ collisions at $\sqrt{s} = 200$ GeV by PHENIX Detector*, Nuclear Physics A **830**, 227c (2009).
- [14] HERA-B Collaboration, I. Abt *et al.*, *A Measurement of the t to J/ψ to ψ' ratio in 920 proton-nucleus interactions*, Eur. Phys. J. C **49**, 545 (2007).
- [15] CDF Collaboration, F. Abe *et al.*, *J/ψ and $\psi(2S)$ Production in $p + \bar{p}$ Collisions at $\sqrt{s} = 1.8$ TeV*, Phys. Rev. Lett. **79**, 572 (1997).
- [16] PHENIX Collaboration, A. Adare *et al.*, *Transverse momentum dependence of J/ψ polarization at mid-rapidity in $p+p$ collisions at $\sqrt{s} = 200$ GeV*, arXiv.org:0912.2082 (2009).
- [17] PHENIX Collaboration, A. Adare *et al.*, *J/ψ Production versus Transverse Momentum and Rapidity in $p + p$ Collisions at $\sqrt{s} = 200$ GeV*, Phys. Rev. Lett. **98**, 232002 (2007).
- [18] P. Faccioli, C. Lourenco, J. Seixas, and H. K. Wohri, *Study of ψ' and χ_c decays as feed-down sources of J/ψ hadro-production*, Journal of High Energy Physics **2008**, 004 (2008).
- [19] B. L. Ioffe and D. E. Kharzeev, *Quarkonium polarization in heavy ion collisions as a possible signature of the quark-gluon plasma*, Phys. Rev. C **68**, 061902 (2003).
- [20] H. S. Chung, S. Kim, J. Lee, and C. Yu, *Polarization of prompt J/ψ in proton-proton collisions at RHIC*, arXiv.org:0911.2113 (2009).
- [21] K. J. Eskola, H. Paukkunen, and C. A. Salgado, *An improved global analysis of nuclear parton distribution functions including RHIC data*, Journal of High Energy Physics **2008**, 102 (2008).