

Min st -Cut Oracle for Planar Graphs with Near-Linear Preprocessing Time

Glencora Borradaile*

Piotr Sankowski†

Christian Wulff-Nilsen ‡

July 19, 2022

Abstract

For an undirected n -vertex planar graph G with non-negative edge-weights, we consider the following type of query: given two vertices s and t in G , what is the weight of a min st -cut in G ? We show how to answer such queries in constant time with $O(n \log^5 n)$ preprocessing time and $O(n \log n)$ space. We use a Gomory-Hu tree to represent all the pairwise min cuts implicitly. Previously, no subquadratic time algorithm was known for this problem. Since all-pairs min cut and the minimum cycle basis are dual problems in planar graphs, we also obtain an implicit representation of a minimum cycle basis in $O(n \log^5 n)$ time and $O(n \log n)$ space and an explicit representation with additional $O(C)$ time and space where C is the size of the basis.

These results require that shortest paths be unique. We deterministically remove this assumption with an additional $\log^2 n$ factor in the running time.

*School of Electrical Engineering and Computer Science, Oregon State University, glencora@eecs.orst.edu, www.glencora.org

†Institute of Informatics, University of Warsaw and Department of Computer and System Science, Sapienza University of Rome, sank@mimuw.edu.pl

‡Department of Computer Science, University of Copenhagen, koolooz@diku.dk, <http://www.diku.dk/hjemmesider/ansatte/koolooz/>

1 Introduction

A minimum cycle basis is a minimum-cost representation of all the cycles of a graph whereas the all-pairs min cut problem asks to find all the minimum cuts in a graph. In planar graphs the problems are intimately related (in fact, equivalent [7]) via planar duality. In this paper, we give the first sub-quadratic algorithm for these problems, running in $O(n \log^5 n)$ time. In the following, we consider undirected graphs with non-negative edge weights.

All-pairs min cut The *all-pairs min cut problem* is to find the minimum st -cut for every pair s, t of vertices in a graph G . Gomory and Hu [6] showed that these minimum cuts can be represented by an edge-weighted tree such that:

- the nodes of the tree correspond one-to-one with the vertices of G ,
- for any distinct vertices s and t , the minimum edge-weight on the unique, simple s -to- t path in the tree has weight equal to the min st -cut weight in G , and
- removing the corresponding minimum-weight edge from the tree creates a partition of the nodes into two sets that is a partition of the vertices in G corresponding to a min st -cut.

We call such a tree a *Gomory-Hu tree* or GH tree; GH trees are also called cut-equivalent and cut trees in the literature. Gomory and Hu also showed how to find such a tree with $n - 1$ calls to a minimum cut algorithm. To date, this is the best known method for general graphs and results in an $O(n^2 \log n)$ -time algorithm for planar graphs using the best-known algorithm for min st -cuts in planar graphs [8, 9, 4]. There is an algorithm for unweighted, general graphs that beats the $n - 1$ times minimum cut time bound [3]; the corresponding time for planar graphs, however, is $O(n^2 \text{poly} \log n)$ time.

Minimum cycle basis A cycle basis of a graph is a set of independent cycles. Viewing a cycle as an incidence vector in $\{0, 1\}^E$, a set of cycles is independent if their vectors are independent over $GF(2)$. The weight of a set of cycles is the sum of the weights of the cycles. The *minimum-cycle basis (MCB) problem* is to find a cycle basis of minimum weight. This problem dates to the electrical circuit theory of Kirchhoff [13] in 1847 and has been used in the analysis of algorithms by Knuth [15]. For a complete survey, see [10]. The best known algorithm in general graphs takes $O(m^\omega)$ time where ω is the exponent for matrix multiplication [2].

The best MCB algorithms for planar graphs use basic facts of planar embeddings: An embedded planar graph is a mapping of the vertices to distinct points and edges to non-crossing curves in the plane. A face of the embedded planar graph is a maximal open connected set of points that are not in the image of any embedded edge or vertex. Exactly one face is unbounded and it is called the infinite face. We identify a face with the embedded vertices and edges on its boundary. For a simple cycle C in a planar embedded graph G , let $\text{int}(C)$ denote the open bounded subset of the plane defined by C . Likewise define $\text{ext}(C)$ for corresponding unbounded subset. We refer to the closure of these sets as $\overline{\text{int}}(C)$ and $\overline{\text{ext}}(C)$, respectively. We say that a pair of faces of G are *separated* by C in G and that C *separates* this pair if one face is contained in $\overline{\text{int}}(C)$ and the other face is contained in $\overline{\text{ext}}(C)$. A set of simple cycles of G is called *nested* if, for any two distinct cycles C and C' in that set, either $\overline{\text{int}}(C) \subset \overline{\text{int}}(C')$, $\overline{\text{int}}(C') \subset \overline{\text{int}}(C)$, or $\overline{\text{int}}(C) \subset \overline{\text{ext}}(C')$.

Hartvigsen and Mardon [7] prove that if G is planar, then there is a minimum cycle basis whose cycles are simple and nested in the drawing in the embedding. As such, one can represent a minimum cycle basis of a planar embedded graph as an edge-weighted tree, called the *MCB tree*, such that:

- the nodes of the tree correspond one-to-one with the faces of the planar embedded graph, and
- each edge in the tree corresponds to a cycle in the basis, namely the cycle that separates the faces in the components resulting from removing said edge from the tree.

Hartvigsen and Mardon also gave an $O(n^2 \log n)$ -time algorithm for the problem that was later improved to $O(n^2)$ by Amaldi et. al. [2].

1.1 Planar duality

In planar graphs, the MCB and GH problems are related via planar duality.

Corresponding to every connected planar embedded graph G (the *primal*) there is another connected planar embedded graph (the *dual*) denoted G^* . The faces of G are the vertices of G^* and vice versa. Two vertices in G^* are connected if the corresponding faces in G share a border. Note that the edges of G correspond one-to-one with those of G^* . Cycles and cuts are equivalent through duality:

In a connected planar graph, a set of edges forms a cycle in the primal iff it forms a cut in the dual. [19]

Equivalence between MCB and GH trees Just as cuts and cycles are intimately related via planar duality, so are the all-pairs min cut and minimum cycle basis problems. In fact, Hartvigsen and Mardon showed that they are equivalent in the following sense:

Theorem 1. *For a planar embedded graph G , a tree T represents a minimum cycle basis of G if and only if T is a Gomory-Hu tree for G^* (after mapping the node-face relationship to a node-vertex relationship via planar duality). (Corollary 2.2 [7])*

Herein, we focus on the frame of reference of the minimum cycle basis. Our algorithm works by finding a minimum (weight) cycle that separates two as-yet unseparated faces f and g . By duality, this cycle is a min fg -cut in G^* and for conciseness we name separating cycles in G min-cuts for the respective faces. We recurse on unseparated faces, gradually building the tree T that represents the minimum cycle basis. By Theorem 1, T is the GH tree for the dual graph. This alone will not achieve a sub-quadratic running time. In order to beat quadratic time, we guide the recursion with planar separators and use precomputed distances to efficiently find the minimum separating cycles.

1.2 Planar separators

A *decomposition* of a graph G is a set of subgraphs P_1, \dots, P_k such that the union of vertex sets of these subgraphs is the vertex set of G and such that every edge of G is contained in a unique subgraph. We call P_1, \dots, P_k the *pieces* of the decomposition. The *boundary vertices* of a piece P_i is the set of vertices u in that piece such that there exists an edge (u, v) in G with $v \notin P_i$. We use a recursive subdivision. When piece P is decomposed into child subpieces, the boundary nodes of a child are the boundary vertices inherited from P as well as the boundary vertices introduced by the decomposition of P . By recursively applying Miller's Cycle Separator Theorem [16] as described in [5] until each leaf piece has a single edge, one obtains the following:

Definition 1 (Balanced recursive subdivision). *A decomposition of G such that at each level a piece with n nodes and r boundary nodes is divided into two subpieces each containing no more than $\frac{2}{3}n + c\sqrt{n}$ nodes and no more than $\frac{2}{3}r + c\sqrt{n}$ boundary nodes.*

Fixing an embedding of G , a piece inherits an embedding from G 's embedding. A *hole* in a piece is a bounded face containing boundary vertices. While it is not possible to guarantee that holes are not introduced by the balanced recursive subdivision, for the simplicity of presentation, we assume that such a holeless decomposition exists. Hence, all boundary vertices of a piece are on its external face. We will also assume that pieces are connected. We show how to handle the general case in Section 7.

We define the $O(\log n)$ *levels* of the recursive subdivision in the natural way: level 0 consists of one piece (G) and level i -pieces are obtained by applying the Cycle Separator Theorem to each level $i-1$ -piece. We represent the recursive subdivision as a binary tree, called the *subdivision tree (of G)*, with level i -pieces corresponding to vertices at level i in tree. Parent/child and ancestor/descendant relationships between pieces correspond to their relationships in the subdivision tree.

Dense distance graphs For a piece P , the *internal dense distance graph of P* or $\text{intDDG}(P)$ is the complete graph on the set of boundary vertices of P , where the weight of each edge (u, v) is equal to the shortest path distance between u and v in P . The union of internal dense distance graphs of all pieces in the recursive subdivision of G is the *internal dense distance graph (of G)*, or simply intDDG . Fakcharoenphol and Rao showed how to compute intDDG in $O(n \log^3 n)$ time [5]; Klein improved this to $O(n \log^2 n)$ [14].

The *external dense distance graph of P* or $\text{extDDG}(P)$ is the complete graph on the set of boundary vertices of P where the weight of an edge (u, v) is the shortest path distance between u and v in $G \setminus E(P)$. The *external dense distance graph of G* or extDDG is the union of all external dense distance graphs of the pieces in the recursive subdivision of G .

Theorem 2. *The external dense distance graph of G can be computed in $O(n \log^3 n)$ time.*

Proof. Fakcharoenphol and Rao compute intDDG bottom-up by applying a variant of Dijkstra to obtain $\text{intDDG}(P)$ for a piece P from the internal dense distance graphs of its two children. A similar algorithm can compute $\text{extDDG}(P)$ from the external dense distance graph of the parent of P and the internal dense distance graph of the sibling of P . Hence, we can obtain extDDG with a top-down algorithm after having found intDDG . The running time is the same as that for finding intDDG . \square

1.3 Overview of the algorithm

We gradually build up the tree representing the minimum cycle basis. Initially the tree is a star centered at a root r and each leaf corresponding to a face in the graph (including the infinite face). We update the tree to reflect the cycles that we add iteratively to the basis. When the first cycle C is found, we create a new node x_C for the tree, make x_C a child of the root and make all the faces that C encloses children of x_C . Each non-face node in the tree corresponding to a cycle C defines a *region R* : the subgraph of G contained in the closed subset of the plane defined by the interior of C and the exterior of the children (if any) of C . We say that R is *bounded* by C , that C is a *bounding cycle* of R , and that R *contains* the child regions and/or child faces defined by the tree. The tree of regions is called the *region tree*. Observe that a pair of faces not yet separated by a basis cycle belong to the same region.

The root r will remain a special region that represents the entire plane. We only add cycles to the basis that nest with the cycles found so far. Whenever the basis is updated, the region tree is updated accordingly. This is illustrated in Figure 1. We show how to efficiently update the region tree in Section 5.

In the final tree, all faces have been separated: each face is the only face-child of a region. We call such a region tree a *complete region tree*. Mapping each face to its unique parent, creating a tree with one node for each face in the graph, will create the MCB-tree.

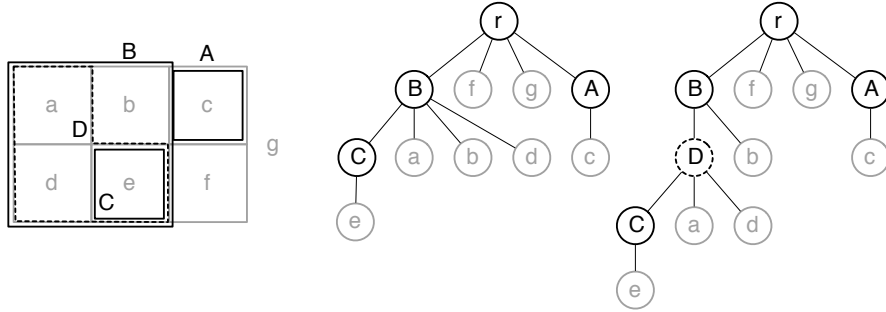


Figure 1: A graph with faces a through g ; four nesting cycles A through D (left). A region tree for cycles A, B and C (center). A region tree for cycles A through D (right).

Our algorithm is guided by the recursive subdivision of G . Starting at the deepest level of the recursive subdivision, we separate all pairs of faces of G that have an edge in a common piece of the subdivision. Each (nesting) separating cycle is added to the region tree.

Suppose we are at level i and that our algorithm has been applied to all levels deeper than i : every pair of faces that have an edge in a common subpiece have been separated. Consider some level i -piece P and suppose two faces f_1 and f_2 of G both sharing edges with P have not yet been separated. Let P_1 and P_2 be the two child pieces of P in the recursive subdivision. Since all pairs of faces sharing edges with P_1 and all pairs of elementary faces sharing edges with P_2 have already been separated, w.l.o.g. f_1 shares edges with P_1 and f_2 shares edges with P_2 .

Since f_1 and f_2 have not been separated, they must belong to a common region R in the region tree. There cannot be three unseparated faces of R in P . For otherwise assume w.l.o.g. that there is a third unseparated face f that shares edges with P_1 . Since all pairs of faces sharing edges with P_1 have already been separated and since both f_1 and f belong to R , $f = f_1$ a contradiction.

Let the *region subpieces* of a piece P be the subgraphs defined by the non-empty intersections between P and regions defined by the region tree. We say that a region R is *associated* with a region subpiece P_R and that P_R is associated with R if $P_R = P \cap R$ is not empty. The boundary nodes ∂P_R of P_R are the boundary nodes that are inherited from P . The above shows that in each region subpiece P_R of P , at most one pair of faces needs to be separated. These constructs are illustrated in Figure 2. In Section 3, we show how to separate such a pair of faces in time $O(|P_R| \log^3 |P_R|)$ assuming when two subpieces remain connected. When this assumption does not hold, we need $O(|P_R| \log^4 |P_R|)$ time to handle the general case as shown in Section 7. This time amounts to $O(|P| \log^4 |P|)$ time over all region subpieces of P . This will imply that our algorithm spends $O(n \log^4 n)$ time at level i in the recursive subdivision. Summing over all levels, this gives a total running time of $O(n \log^5 n)$.

1.4 Results

The bulk of the paper will be devoted to presenting the details of the *region tree algorithm* outlined in the previous section. The main technical part of the algorithm is presented in Section 3, where we show how to find the minimum separating cycle for each of those pairs of unseparated faces in such a way that the total time over all pieces is bounded by $\tilde{O}(n)$. However, this assumes that we can efficiently find all region subpieces that contain unseparated faces. We describe how to do so

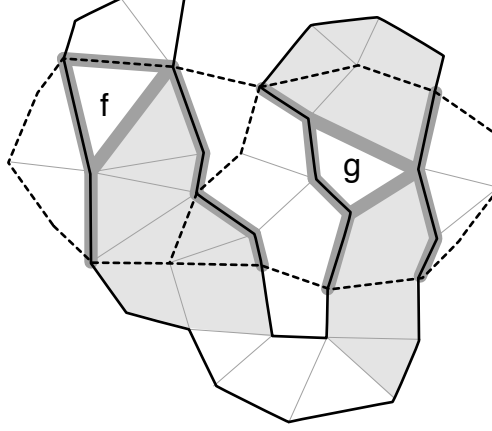


Figure 2: The dotted edges are the edges belonging to the boundaries of a piece P and P 's children P_1 and P_2 . f is a face of P_1 and g is a face of P_2 . The solid black edges are the bounding cycle of a region R . The three shaded regions are three child regions of R . The thick grey edges are the edges of region subpiece P_R . (The remaining edges of the graph are the thin, grey edges.) The intersection of a minimum separating cycle for f and g with P uses only edges of P_R .

in Section 4. In Section 5, we show how to update the region tree given a new nesting separating cycle. In Section 7 we show how to handle general case when holes are present, and when a piece is decomposed into more than two connected subpieces. Together these four sections will prove the main result of our paper:

Theorem 3. *A complete region tree of a planar undirected n -vertex graph with non-negative edge weights can be found in $O(n \log^5 n)$ time and $O(n \log n)$ space.*

As argued above the complete region tree can be used to obtain the MCB-tree. Therefore, we get:

Theorem 4. *The minimum cycle basis of an undirected and unweighted planar graph can be computed in $O(n \log^5 n)$ time and $O(n \log n)$ space.*

To compute the Gomory-Hu tree of a connected planar graph G , find the MCB-tree T of G^* . By Theorem 1, mapping faces of G^* represented in T to their corresponding vertices in G produces the GH tree of G , giving:

Theorem 5. *A Gomory-Hu tree of an n -vertex connected undirected planar graph with non-negative edge weights can be computed in $O(n \log^5 n)$ time and $O(n \log n)$ space.*

In order to find a minimum st -cut using the GH tree, we need to find the minimum weight edge on the s -to- t path in the tree. With an additional $O(n \log n)$ preprocessing time, one can answer such queries in $O(1)$ time using a tree-product data structure [12], giving:

Theorem 6. *With $O(n \log^5 n)$ time and $O(n \log n)$ space for preprocessing, the weight of a minimum st -cut between for any two given vertices s and t of an n -vertex planar, undirected graph with non-negative edge weights can be reported in constant time.*

In Section 6, we will show how to explicitly find the cycles given the complete region tree, giving the following results:

Theorem 7. *Without an increase in preprocessing time or space, the min st -cut oracle of Theorem 6 can be extended to report cuts in time proportional to their size.*

Theorem 8. *The minimum cycle basis of an undirected planar graph with non-negative edge weights can be computed in $O(n \log^5 n + C)$ time and $O(n \log n + C)$ space, where C is the total size of the cycles in the basis.*

In the last section (Section 8) we derandomize the algorithm by paying an additional $\log^2 n$ factor in the running time.

2 Preliminaries

To simplify the presentation of the algorithm and the analysis, we make a few structural assumptions on the input graph. These assumptions are not truly restrictive.

2.1 Simplifying structural assumptions

Triangulation We assume that the input we are given is a triangulation, i.e., a planar graph in which all faces are triangles. We can always achieve this by triangulating the graph with infinite-weight edges. For each face f of the original graph, identify a face f' of the triangulated graph that is enclosed by f in the inherited embedding. The min $f'g'$ -cut will not use any infinite-weight edge: the cut contains the same set of edges as in the min fg -cut in the original graph. Likewise, the set of cycles in a minimum cycle basis in the original graph are mapped to the set of finite-weight cycles in a minimum-cycle basis of the triangulated graph. As a result of the triangulation we get that each face in the graph is simple: each vertex appears only once on the (boundary of the) face.

Degree three We assume that each vertex has degree three. This can be achieved by triangulating the faces of the dual graph, giving a degree three primal graph. We triangulate the dual graph with ϵ weight edges, where ϵ is much smaller than the smallest weight δ_E of an edge e.g., $\epsilon = \frac{\delta_E}{n^2}$ times smaller. We use ϵ weight rather than 0 weight to aid in the next structural assumption. As in the above triangulation, we can map between minimum cycle bases and min cuts in the original graph and the degree-three graph. Triangulating the dual will increase the size of the faces of the primal, but the faces will remain simple: assuming that faces are simple and that vertices have degree three are compatible assumptions. Each vertex v in the original graph is mapped to a tree T_v of ϵ -weight edges in the degree-three graph.

Unique shortest paths We assume that in the graphs we consider (G as well as the cut-open graphs in Section 3), there is a unique shortest path between any pair of vertices. To make this assumption a reality one can add a small, random perturbation to the weight of each edge and make the probability of having non-unique shortest paths arbitrarily small. For example, if we take a random perturbation from the set $[1, \dots, n^4] \frac{\epsilon}{n^6}$, then by the Isolating Lemma due to Mulmuley, Vazirani and Vazirani [17] the probability that all shortest paths are unique is at least $1 - \frac{1}{n^3} \times \binom{n}{2} \geq 1 - \frac{1}{n}$. Moreover, since this random fraction is much smaller than the ϵ used above, we guarantee that any shortest path that enters and leaves a tree T_v of ϵ -weight edges does so exactly once. Theorem 11 in Section 8 gives a more robust, deterministic way to avoid this assumption that requires a $\log^2 n$ -increase in the running time of our algorithm.

Every region is bounded by a cycle The root of the region tree described in Section 1.3 was a special region corresponding to the entire graph. We can treat this region as any other region by bounding the graph by a zero-weight cycle, and so treat every region as having a bounding cycle.

2.2 Isometric cycles

In a planar embedded graph, a simple cycle C is said to *cross* another simple cycle C' if the cycles are not nested.

A cycle C in a graph is said to be *isometric* if for any two vertices $u, v \in C$, there is a shortest path in the graph between u and v which is contained in C . A set of cycles is said to be isometric if all cycles in the set are isometric. The following two results will prove useful.

Lemma 1. *Assume that shortest paths in a graph G are unique. The intersection between an isometric cycle and a shortest path in G is a (possibly empty) shortest path. The intersection between two distinct isometric cycles C and C' in G is a (possibly empty) shortest path; in particular, if G is a planar embedded graph, C and C' do not cross.*

Proof. Let C be an isometric cycle and let P be a shortest path intersecting C . Let u resp. v be the first resp. last vertex of intersection between C and P for some orientation of P . Since C is isometric, there is a shortest path P' in C between u and v . Since shortest paths are unique, P' is the subpath of P between u and v . Hence, the intersection between C and P is shortest path P' . This shows the first part of the lemma.

Let $C' \neq C$ be an isometric cycle. Then $C \cap C'$ is a set of vertex-disjoint paths. We claim that there can be at most one such path. To see this, let u and v be distinct vertices on paths P_u and P_v . Let P_1 and P_2 be the two edge-disjoint paths in C between u and v . Define P'_1 and P'_2 similarly for C' . Since C and C' are isometric, we may assume that, say, P_1 and P'_1 are shortest paths. By uniqueness of shortest paths, $P_1 = P'_1$ so $P_u = P_v$, implying that $C \cap C'$ is a path. If we pick u and v as the first and last vertex on this path, it follows that $C \cap C'$ is a shortest path. \square

Lemma 2. *Any minimum cycle basis of a graph is isometric. (Proposition 4.4 [7])*

It follows from these two lemmas that the minimum cycle basis that our algorithm constructs is isometric and nested.

2.3 Representing Regions

We will represent the region tree using the top tree data structure [1]. This will allow us to find the lowest common ancestor $\text{lca}(x, y)$ of two vertices x and y and determine whether one vertex is a descendant of another in logarithmic time and also to update the region tree efficiently as we add cycles to the basis (the latter is described in Section 5). We will also make use of the operation $\text{jump}(x, y, d)$, which for two vertices x and y in a top tree finds in logarithmic time the vertex of distance d (in terms of edges) from x on the simple path between x and y .

If the top tree represents a weighted tree, it can report the weight of a simple path in logarithmic time, given the endpoints of this path.

Additionally, for each region in the region tree we store its compact representation. A *compact representation* of a region is $G[R]$, where vertices with degree 2 are removed by merging the adjacent edges creating *super edges*. For each super edge we store the first and the last edge on the corresponding path. We show how to maintain compact representations of regions in Section 5.

3 Separating a pair of faces

In this section we show how to find the minimum fg -separating cycle for the unique pair of un-separated faces f, g in a region subpiece P_R . We assume that the region subpiece is given to us by the work in Section 4. We emulate the algorithm due to Reif [18] to find the minimum separating cycle.

We will use an operation of cutting open a planar embedded graph G along a path X : duplicate every edge of X and every internal vertex of X and create a new, simple face whose boundary is composed of edges of X and their duplicates. The resulting graph is denoted G_X .

Paths P and Q cross if there is a quadruple of faces adjacent to P and Q that cover the set product $\{\text{left of } P, \text{right of } P\} \times \{\text{left of } Q, \text{right of } Q\}$.

3.1 Reif's minimum separating cycle algorithm

Let X be the shortest path between any vertex on the boundary of f and any vertex on the boundary of g . Reif uses the fact that, since X is a shortest path, there is a minimum gf -separating cycle, C , that crosses X only once:

Theorem 9. *Let X be the shortest g -to- f path. For each vertex $x \in X$, let C_x be the minimum weight cycle that crosses X exactly once and does so at x . Then a minimum fg -separating cycle is a cycle C_x of minimum weight. Further, C_x is the shortest path between duplicates of x in G_X . (Proposition 3 [18], originally due to Itai and Shiloach [11].)*

Reif computes, for every vertex $x \in X$, the minimum separating cycle C_x . Finding C_x amounts to finding a shortest x -to- x' path in G_X , where x' is the duplicate of x . The running time of the algorithm is bounded by divide and conquer: start with x , the midpoint of X in terms of the number of vertices, and recurse on the subgraphs obtained by cutting along C_x . The algorithm takes $O(n \log n)$ time using the linear-time algorithm for shortest paths in planar graphs.

One of the main ingredients of Fakcharoenphol and Rao (Section 3.2.2 and 3.2.2 [5]) is the implementation of Dijkstra algorithm that executed on a piece P runs in time $O((|\partial P| + |P|) \log^2 |P|)$. This allows us to emulate Reif's algorithm in time $O((|\partial P_R| + |P_R|) \log^3 |P_R|)$. In order to attain this running time, we must deal with the following peculiarities:

- X is not contained entirely in P_R . For a vertex $x \in X$ that is outside P_R , we will compute C_x by composing distances in *extDDG* and *intDDG* between restricted pairs of boundary vertices of P_R . We call such cycles *external cycles*. We show how to find these cycles in Section 3.4.
- For vertices $x \in X$ that are inside P_R , C_x may not be contained by P_R . We find C_x by first modifying *extDDG* to disallow paths from crossing X . We call such cycles *internal cycles*. We show how to find these cycles in Section 3.3.
- *extDDG* corresponds to distance in G , not G_X . We compute modified dense distance graphs to account for this in Section 3.2.

We can compute X with using Dijkstra in $O((|\partial P_R| + |P_R|) \log^2 |P_R|)$ time. In the next two sections we show how to find all the internal cycles and external cycles in time $O((|\partial P_R| + |P_R|) \log^3 |P_R|)$ time. The minimum length cycle over all internal and external cycles is the minimum fg -separating cycle in G .

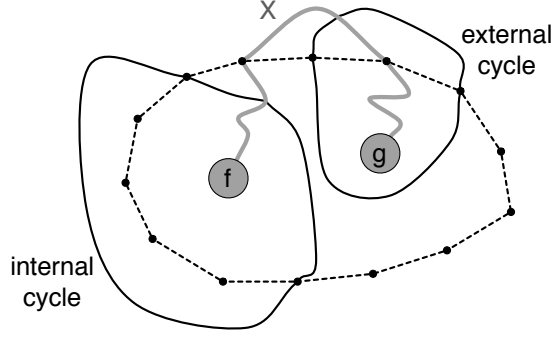


Figure 3: An external and internal cycle separating faces f and g in a region subpiece, whose boundary vertices are given by the bold vertices.

3.2 Modifying the external dense distance graph

We use $extDDG$ to compute $extDDG_X$, the dense distance graph that corresponds to distances between boundary vertices of P_R when the graph is cut open along X . However, we do not compute $extDDG_X$ as it can take too much time. We simply show how to determine its values when needed.

Let B be the set of boundary vertices of P_R . Cutting G open along X duplicates vertices of B that are in X , creating B' . $extDDG_X$ can be represented as a table of distances between every pair of vertices of B' : $extDDG_X(x, y) = \infty$ if x is a copy of y or if x and y are separated in G_X outside P_R and $extDDG_X(x, y) = extDDG(x, y)$ otherwise.

We describe how to determine if x and y are separated in G_X outside P_R . The portions of X that appear outside P_R form a parenthesis of (a subset of) the boundary vertices, illustrated in Figure 4. By travelling along X we can label the start and endpoints of these parentheses. By walking along the boundary of the subpiece we can label a group of boundary vertices that are not separated by X by pushing the vertices onto a stack with a label corresponding to the start of a parenthesis and popping them off when the end of the parenthesis is reached, labelling the boundary vertices with the corresponding parenthesis. Two boundary vertices are not separated if they have the same parenthesis label. Hence, whenever we are asked for a distance in $extDDG_X(x, y)$ we either answer ∞ if x and y are not in the same parenthesis, or return $extDDG(x, y)$ otherwise.

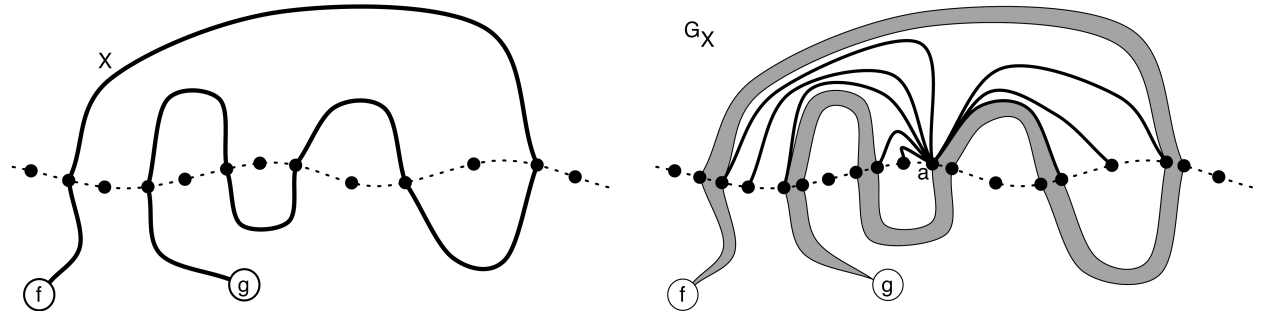


Figure 4: Modifying the external dense distance graph. (Left) X is given by the solid line and the boundary of the subpiece is given by the dotted line. The parts of X outside the subpiece form a parenthesis. (Right) In G_X , the only finite distances from a in $extDDG_X$ correspond to the thick lines. The shaded area represents the new face created by cutting along X .

3.3 Finding internal cycles

Let $D = V(X \cap P_R)$. Let D be ordered according to the order of the vertices along X . For each vertex $x \in D$, we compute the shortest x -to- x' paths in G_X where x' is the copy of x in G_X . We do this using Dijkstra's algorithm on the cut-open graph induced by the vertices in P_R (i.e. $G_X[P_R]$) and the modified dense distance graph: $extDDG_X$. Each cycle can then be found in $O((|P_R| + |\partial P_R|^2) \log |P_R|)$ time. Let x_m be the midpoint vertex of D according to the order inherited from X . C_{x_m} splits P_R and $extDDG_X$ into two parts (not necessarily balanced). Recursively finding the cycles through the midpoint in each graph part¹ results in $\log |D|$ levels for a total of $O((|P_R| + |\partial P_R|^2) \log |P_R| \log |D|) = O((|P_R| + |\partial P_R|^2) \log^2 |P_R|)$ time to find all the internal cycles.

3.4 Finding external cycles

We show below that every external cycle is composed of a single edge ab in the *unmodified* $extDDG$ and a shortest path π_{ab} between boundary vertices of P_R in G that does not cross X .

Using the modified Dijkstra algorithm of Fakcharoenphol and Rao (Section 3.2.2 and 3.2.2 [5]), all shortest paths π_{ab} can be computed in a total of $O(|\partial P_R|^2 \log^2 |P_R|)$ time if $extDDG_X$ and $intDDG_X$ are given: for each a , find a shortest path tree in $extDDG_X \cup intDDG_X$ rooted at a in $O(|\partial P_R| \log^2 |P_R|)$ time. $intDDG_X$ can be found in $O((|\partial P_R|^2 + |P_R|) \log^3 |P_R|)$ time by cutting open X and using the algorithm of Fakcharoenphol and Rao. Note that we need to compute $intDDG_X$ from scratch because X has been cut open and because P_R is no longer a subgraph of G due to the compact representation presented in Section 4.3.

In order to compute all the external cycles, one enumerates over all pairs a, b of vertices that are split *exactly once* by the parenthesis given by X , summing the weight of π_{ab} and the weight of edge (a, b) in $extDDG$. Since there are $O(|\partial P_R|)$ boundary vertices, there are $O(|\partial P_R|^2)$ pairs to consider. The minimum-weight external cycle then corresponds to the pair with minimum weight. By the above, this cycle can be found in $O((|\partial P_R|^2 + |P_R|) \log^3 |P_R|)$ time.

It remains to prove the required structure of the external cycles.

Lemma 3. *The shortest external cycle is composed of a single edge ab in the unmodified $extDDG$ and a shortest path π_{ab} between boundary vertices of P_R in G that does not cross X .*

Proof. Let C be the shortest external cycle that separates faces f and g . By Theorem 9, C is a cycle that crosses X exactly once, say at vertex x . Further, C is a shortest path P between duplicates of x in the graph G_X . Since C must separate f and g , C must enter P_R . Starting at x and walking along C in either direction from X , let a and b be the first boundary vertices that C reaches. Let π_{ab} be the a -to- b subpath of C that does not cross X . Since C is a shortest path in G_X , π_{ab} is the shortest path between boundary vertices as given in the theorem.

Let π_x be the a -to- b subpath of C that does cross X . By definition of a and b , π_x contains no vertices of P_R except a and b . Further, π_x must be the shortest such path, as otherwise, C would not be the shortest fg -separating cycle. Therefore, π_x must correspond to the edge ab in $extDDG$. \square

In Section 7 we will present a different method for computing external cycles that generalizes to disconnected pieces.

¹In order to properly bound the running time, one must avoid repeating long paths in the subproblems: in a subproblem resulting from divide and conquer, we remove degree-two vertices by merging the adjacent edges.

4 Finding region subpieces

In Section 1.3, we defined the region subpieces of a piece as the intersection between a region and a piece (Figure 2). In this section, we show how to identify the region subpieces and the edges that are in them. We start by identifying the set of regions \mathcal{R}_P whose corresponding region subpieces of piece P each contain a pair of unseparated faces (Section 4.1). For each region $R \in \mathcal{R}_P$ we initialize the corresponding region subpiece P_R as an empty graph. For each edge e of P we determine to what region subpieces e belongs using lowest common-ancestor and ancestor-descendent queries in the region tree (Section 4.2). In Section 4.3 we show how to do all this in $O(r \log^2 n)$ time where r is the size of P .

4.1 Identifying region subpieces

Since each edge is on the boundary of two faces, we start by marking all the faces of G that share edges with P in $O(r)$ time. Since a pair of unseparated faces in P are siblings in the region tree, we can easily determine the regions that contain unseparated faces. So, in $O(r)$ time we can identify \mathcal{R}_P , the set of regions with unseparated faces in P . We will need the following bound on the size of \mathcal{R}_P in our analysis, illustrated in Figure 5.

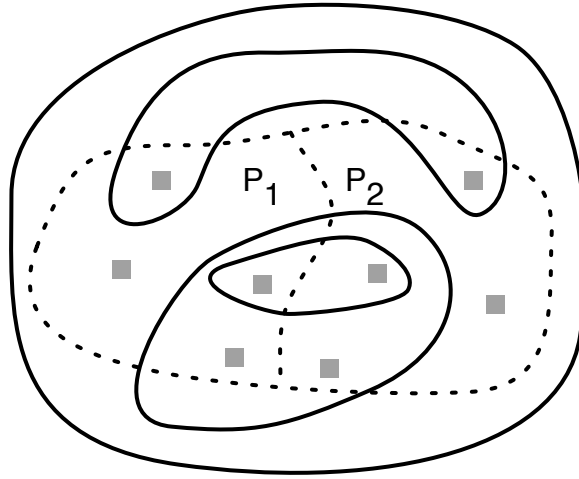


Figure 5: A piece P is given by the boundaries (dotted) by its two child pieces P_1 and P_2 . \mathcal{R}_P is a nesting set (solid cycles), each containing a pair of unseparated faces (grey). Since these faces must be separated by the child pieces, each bounding cycle (except for one outer cycle) in \mathcal{R}_P must cross the dotted lines, resulting in a bound on $|\mathcal{R}_P|$.

Lemma 4. $|\mathcal{R}_P| = O(\sqrt{r})$.

Proof. Let B be the set of boundary nodes in P_1 and P_2 . Let \mathcal{F}_1 be the set of faces containing edges of P_1 and not edges of P_2 and let \mathcal{F}_2 be the set of faces containing edges of P_2 and not edges of P_1 .

Any region $R \in \mathcal{R}_P$ must contain at least one face of each \mathcal{F}_1 and \mathcal{F}_2 . So, if C is the cycle bounding R , either $\text{int}(C)$ contains B or C crosses B , i.e., crosses the bounding faces of P_1 or P_2 .

If $\text{int}(C)$ contains B then we claim that no other cycle bounding a region in \mathcal{R}_P has this property. To see this, suppose for the sake of contradiction that there is another such cycle C' bounding a region $R' \in \mathcal{R}_P$. The cycles have to nest, i.e., either $\text{int}(C) \subset \text{int}(C')$ or $\text{int}(C') \subset \text{int}(C)$. Assume

w.l.o.g. the former. Then all faces of \mathcal{F}_1 are contained in the interior of a face of R' . But this contradicts the assumption that R' contains at least one face from \mathcal{F}_1 .

We may therefore restrict our attention to regions $R \subseteq \mathcal{R}_P$ whose bounding cycle C crosses B .

Consider two vertices u and v in B and let $\mathcal{R}_P^{u,v}$ be the set of regions whose bounding cycles go through u and v . By Lemma 1 we know that if two isometric cycles share two vertices, then they share a path between these vertices as well. Hence, all cycles bounding regions in $\mathcal{R}_P^{u,v}$ share a path π from u to v . As a result at most two of the regions in $\mathcal{R}_P^{u,v}$ can contain a face adjacent to π .

By Lemma 1 no bounding cycles of regions in \mathcal{R}_P cross, so each cycle going through non-consecutive boundary vertices splits the set of boundary vertices into two parts – one inside and the other one outside. By a “chocolate-breaking” argument there cannot be more than $|B| - 1$ such pairs of non-consecutive vertices used by cycles. Moreover, there are no more than $|B|$ consecutive pairs possible. As argued above each of these pairs cannot be used by more than two regions that contain a vertex inside P , so there are no more than $4|B| = O(\sqrt{r})$ regions in \mathcal{R}_P . \square

4.2 Identifying edges of region subpieces

Region subpieces are composed of two types of edges: *internal edges* and *boundary edges*. Let R be a region and let C be the bounding cycle of R . An edge e is an internal edge of a region subpiece R if the faces on either side of e are enclosed by C . An edge e is a boundary edge of R if e is an edge of C . Every edge is an internal edge for exactly one region subpiece: Lemma 5 shows how we can identify this region. We can also determine if an edge is a boundary edge for some region (Lemma 6). However, an edge can be a boundary edge for several region subpieces. We show how to deal with this potential problem efficiently in Section 4.3.

Lemma 5. *Let e be an edge of G and let f_1 and f_2 be the faces adjacent to e . Then e is an internal edge of a region R iff R is the lowest common ancestor of f_1 and f_2 in the region tree.*

Proof. There must exist some region R satisfying the lemma. Let C be its bounding cycle. Then both f_1 and f_2 are contained in $\overline{int}(C)$ and it follows that R must be a common ancestor of f_1 and f_2 . If R' is another common ancestor then either R is an ancestor of R' or R' is an ancestor of R . If R is an ancestor of R' then R' is contained in a face of R so e cannot belong to R . But this contradicts the choice of R . Hence, $R = lca(f_1, f_2)$. \square

Iterating over each edge e of P , we can find the region R for which e is an internal edge. If $R \in \mathcal{R}_P$, we add e to the corresponding region subpiece P_R . The total time to add internal edges to their corresponding region subpieces is $O(r \log n)$.

Lemma 6. *Let e be an edge of G and let f_1 and f_2 be the faces adjacent to e . Let R' be the lowest common ancestor of f_1 and f_2 in the region tree. Then e is a boundary edge of a region R iff R is a descendant of R' and one of f_1, f_2 is a descendant of R .*

Proof. Assume first that $e \in C$, where C is the cycle bounding R . Then exactly one of the faces f_1 and f_2 is in $\overline{int}(C)$ and the other is in $\overline{ext}(C)$. Assume w.l.o.g. that $f_1 \in \overline{int}(C)$ and $f_2 \in \overline{ext}(C)$. Then f_1 is a descendant of R and since f_2 is not, R must be a descendant of R' .

Now assume that R is a descendant of R' and that, say, f_1 is a descendant of R . Then f_2 is not a descendant of R since otherwise, R' could not be an ancestor of R . This implies that $e \in C$. \square

Let R be a region in \mathcal{R}_P and let C be the bounding cycle of R . Let P_1 and P_2 be the children of P and let B be the union of boundary vertices of P_1 and P_2 . We have seen (in the proof of

Lemma 4) that the intersection between C and P are subpaths in P between pairs of vertices of B . We shall refer to these as *cycle paths* (of C). Consider the following algorithm to find starting points of cycle paths.

Cycle path starting points identification algorithm Pick a boundary vertex $u \in B$. For every edge e adjacent to u (there are at most three such edges), check to see if e is a boundary edge of R . If there is no such edge, then there is no cycle path through u . Otherwise, mark e as a starting point of a cycle path for R . Repeat this process for every vertex in B .

Using Lemma 6 and the top tree, this process takes $O(\sqrt{r} \log n)$ time for each region R since a constant number of tree queries for every vertex in B . By Lemma 4 doing this for all regions in \mathcal{R}_P takes $O(r \log n)$ time.

After identifying starting points for cycle-path we can find all edges belonging to them using *linear search*, i.e., the next edge on the cycle C is found by looking an endpoint of the previous edge and checking which of the two remaining edges belongs to C . If the cycles are edge-disjoint over all regions $R \in \mathcal{R}_P$, then the cycle paths will also be edge-disjoint. In such a case the time to find all the region subpieces using linear search is $O((|\mathcal{R}_P| \sqrt{r} + |P|) \log n) = O(r \log n)$. However, the cycles are not necessarily edge disjoint. We overcome this complication in the next section.

4.3 Efficiently identifying boundaries of region subpieces

Since cycles will share edges, the total length of cycle paths over all cycles can be as large as $O(r^{3/2})$. However, we can maintain the efficiency of the cycle path identification algorithm by using a compact representation of each cycle path. The compact representation consists of edges of P and *cycle edges* that represent paths in P shared by multiple cycle paths.

View each edge of G as two oppositely directed darts and view the cycle bounding a region as a clockwise cycle of darts. The following is a corollary of Lemma 1.

Corollary 1. *If two isometric cycles C and C' of G share a dart, then either $\overline{\text{int}}(C) \subseteq \overline{\text{int}}(C')$ or $\overline{\text{int}}(C') \subseteq \overline{\text{int}}(C)$.*

Let \mathcal{F} be the forest representing the ancestor/descendant relationship between the bounding cycles of regions in \mathcal{R}_P . By Lemma 4, there are $O(\sqrt{r})$ bounding cycles and since we can make descendent queries in the region tree in $O(\log n)$ time per query, we can find \mathcal{F} in $O(r \log n)$ time. Let d be the maximum depth of a node in \mathcal{F} (roots have depth 0). For $i = 0, \dots, d$, let \mathcal{C}_i be the set of cycles corresponding to nodes at depth i in \mathcal{F} . As a result of Lemma 1:

Corollary 2. *For any $i \in \{0, \dots, d\}$, every pair of cycles in \mathcal{C}_i are pairwise dart-disjoint.*

Bottom-up algorithm

We find cycle paths for cycles in \mathcal{C}_d , then \mathcal{C}_{d-1} , and so on. The cycles in \mathcal{C}_d are dart disjoint, so any edge appears in at most two cycles of \mathcal{C}_d . We find the corresponding cycle paths using the cycle path identification algorithm in near-linear time. While Corollary 2 ensures that the cycles in \mathcal{C}_d are mutually dart-disjoint, they can share darts with cycles in \mathcal{C}_{d-1} . In order to efficiently walk along subpaths of cycle paths Q that we have already discovered, we use a balanced binary search tree (BBST) to represent Q . We augment the BBST to store in each node the length of the subpath it represents. Now, given two nodes in Q , the weight of the corresponding subpath of Q can be determined in logarithmic time.

To find the cycle paths of a cycle $C \in \mathcal{C}_{d-1}$ that bounds a region R , we emulate the cycle path identification algorithm: start walking along a cycle path Q of C , starting from a vertex of B , and

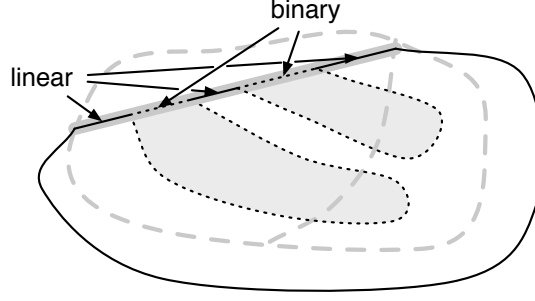


Figure 6: Finding a cycle path (highlighted straight line) for a cycle $C \in \mathcal{C}_{d-1}$ between boundary nodes of P_1 and P_2 (grey dashed lines) is found by alternating linear (solid) and binary (dotted) searches. Binary searches correspond to cycle paths of region subpieces (shaded) bounded by cycles in \mathcal{C}_d .

stop if you reach an edge $e = uv$ that has already been visited (*linear search*). In this case, e must be an edge of a cycle path Q' of a cycle $C' \in \mathcal{C}_d$. By Lemma 1, the intersection of Q and Q' is a single subpath and so we can use the BBST to find the last vertex w common to Q and Q' (*binary search*). We add to P_R an edge uw of weight equal to the weight of the u -to- w subpath of Q to compactly represent this subpath. If $w \in B$, we stop our walk along Q . Otherwise we continue walking (and adding edges to the corresponding region subpiece) in a linear fashion, alternating between linear and binary searches until a boundary vertex is reached. See Figure 6.

We have shown how to obtain region subpieces for cycles in \mathcal{C}_d and in \mathcal{C}_{d-1} . In order to repeat the above idea to find cycle paths for cycles in \mathcal{C}_{d-2} , we need to build BBSTs for cycle paths of cycles in \mathcal{C}_{d-1} . Let Q be one such cycle path. Q can be decomposed into subpaths $Q_1Q'_1 \cdots Q_kQ'_k$, where Q_1, \dots, Q_k are paths obtained with linear searches and Q'_1, \dots, Q'_k are paths obtained with binary searches (possibly Q_1 and/or Q'_k are empty). To obtain a binary search tree \mathcal{T} for Q , we start with \mathcal{T} the BBST for Q_1 . We extract a BBST for Q'_1 from the BBST we used to find Q'_1 and merge it into \mathcal{T} . We continue merging with BBSTs representing the remaining subpaths.

Once BBSTs have been obtained for cycle paths arising from \mathcal{C}_{d-1} , we repeat the process for cycles in $\mathcal{C}_{d-2}, \dots, \mathcal{C}_0$.

Running time We now show that the bottom-up algorithm runs in $O(r \log^2 n)$ time over all region subpieces. We have already described how to identify boundary vertices that are starting points of cycle paths in $O(r \log n)$ time. It only remains to bound the time required for linear and binary searches and BBST construction.

A subpath identified by a linear search consists only of edges that have not yet been discovered. Since each step of a linear search takes $O(\log n)$ time, the total time for linear searches is $O(r \log n)$.

The number of cycle paths corresponding to a cycle C is bounded by the number of boundary vertices, $O(\sqrt{r})$. We consider three types of cycles paths. Those where

1. all edges are shared by a single child of C in \mathcal{F} ,
2. no edges are shared by a child, and
3. some but not all edges are shared by a single child.

Cycle paths of the first type are identified in a single binary search which, by Lemma 4, sums up to a total of $O(r)$ binary searches over all cycles $C \in \mathcal{F}$. Cycle paths of the second type do not require binary search. For a cycle path Q in the third group, Q can only share one subpath with

each child (in \mathcal{F}) cycle by Lemma 1; hence, there can be at most two binary searches per child. Summing over all such cycles, the total number of binary searches is $O(\sqrt{r})$ by Lemma 4.

In total there are $O(r)$ binary searches. Each BBST has $O(r)$ nodes. In traversing the binary search tree, an edge is checked for membership in a given cycle path using Lemma 6 in $O(\log n)$ time. Each binary search therefore takes $O(\log r \log n) = O(\log^2 n)$ time. The total time spent performing binary searches is $O(r \log^2 n)$.

It remains to bound the time needed to construct all BBSTs. We merge BBSTs T_1 and T_2 in $O(\min\{|T_1|, |T_2|\} \log(|T_1| + |T_2|)) = O(\min\{|T_1|, |T_2|\} \log n)$ time by inserting elements from the smaller tree into the larger.

When forming a BBST for a cycle path of a cycle C , it may be necessary to delete parts of cycle paths of children of C . By Lemma 1, these parts intersect $\text{int}(C)$ and will not be needed for the remainder of the algorithm. The total number of deletions is $O(r)$ and they take $O(r \log r)$ time to execute. So, ignoring deletions, notice that paths represented by BBSTs are pairwise dart disjoint (due to Corollary 2). Applying the following lemma with $k = \log n$ and $W = r$ then gives Theorem 10.

Lemma 7. *Consider a set of objects, where each object o is assigned a positive integer weight $w(o)$. Let $\text{merge}(o, o')$ be an operation that replaces two distinct objects o and o' by a new object whose weight is at most $w(o) + w(o')$. Assume that the time to execute $\text{merge}(o, o')$ is bounded by $O(\min\{w(o), w(o')\}k)$ for some value k . Then repeating the merge-operation on pairs of objects in any order until at most one object remains takes $O(kW \log W)$ time where W is the total weight of the original objects.*

Proof. We only need to consider the hard case where in beginning, all objects have weight 1 and at termination, exactly one object of weight W remains. Furthermore, we may assume that the weight of $\text{merge}(o, o')$ is exactly $w(o) + w(o')$ for two objects o and o' .

Consider running the algorithm backwards: starting with one object of weight W , repeatedly apply an operation *split* that splits an object of weight at least two into two new objects of positive integer weights such that the sum of weights of the two equals the weight of the original object. Assume that *split* runs in time proportional to the smaller weight of the two new objects times k . If we can give a bound of $O(kW \log W)$ for this algorithm, we also get a bound on the algorithm stated in the theorem.

The running time for the new algorithm satisfies:

$$T(w) \leq k \max_{1 \leq w' \leq \lfloor w/2 \rfloor} \{T(w') + T(w - w') + cw'\}$$

for integer $w > 1$ and constant $c > 0$. It is easy to see that the right-hand side is maximized when $w' = \lfloor w/2 \rfloor$. This gives $T(W) = O(kW \log W)$, as desired. \square

Theorem 10. *The region subpieces of a piece of size r can be identified in $O(r \log^2 n)$ time.*

5 Adding a separating cycle to the region tree

Above, we showed how to find a compact representation of a minimum cycle cycle C separating a pair of faces in a region R . This cycle should be added to the basis we are constructing and in this section, we show how to update the region tree \mathcal{T} accordingly. As in the previous section, let P_R be the region subpiece $P \cap R$ of piece P .

When C is added to the partial basis, R is split into two regions, R_1 and R_2 . Equivalently, in \mathcal{T} , R will be replaced by two nodes R_1 and R_2 . The children \mathcal{F} of R will be partitioned into

children \mathcal{F}_1 of R_1 and \mathcal{F}_2 of R_2 . Define R_1 to be the region defined by the children of R that are contained to the left of C . Likewise define R_2 to be the region for the children to the right of C . We describe an algorithm that finds \mathcal{F}_1 and detects whether \mathcal{F}_1 is contained by $\overline{int}(C)$ or $\overline{ext}(C)$. Finding \mathcal{F}_2 is symmetric. The algorithms take $O(|\mathcal{F}_i| \log^3 n + (|P_R| + |\partial P_R|^2) \log n)$ time and so we can identify the smaller side of the partition in $O(\min\{|\mathcal{F}_1|, |\mathcal{F}_2|\} \log^3 n + (|P_R| + |\partial P_R|^2) \log n)$ time. This will imply that the total time for all region tree updates during the course of the algorithm is $O(n \log^4 n)$ (see proof of Lemma 7).

Updating the region tree Given the smaller side of the partition, we use cut-and-link operations to update \mathcal{T} in $O(\min\{|\mathcal{F}_1|, |\mathcal{F}_2|\} \log n)$ additional time. See Figure 1 for an illustration. Assume, w.l.o.g., that \mathcal{F}_1 is the smaller set. If \mathcal{F}_1 is contained by $\overline{int}(C)$ then update \mathcal{T} by: cutting the edges between R and each element in \mathcal{F}_1 , linking each element in \mathcal{F}_1 to R_1 , making R the parent of R_1 , identifying R with R_2 . If \mathcal{F}_1 is contained by $\overline{ext}(C)$ then update \mathcal{T} by: cutting the edges between R and each element in \mathcal{F}_1 , linking each element in \mathcal{F}_1 to a new node u , making u the parent of R ; identifying R with R_1 and u with R_2 .

5.1 Partitioning the faces

R is represented compactly: vertices in $G[R]$ of degree 2 are removed by merging the adjacent edges creating *super edges*. Each super edge is associated with the first and last edge on the corresponding path. In addition to partitioning the faces, we must find the compact representation for the two new regions, R_1 and R_2 .

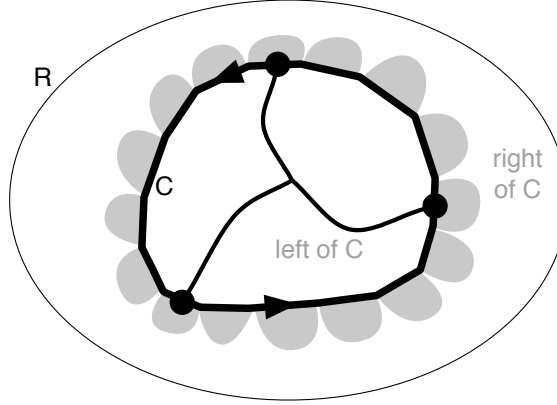


Figure 7: C (bold cycle) is given with a counterclockwise orientation. The children of R (boundary given by thin cycle) adjacent and to the right of C are grey. The edges to the left of C (and not on C) will never reach a boundary edge of R : therefore the left of C forms $\overline{int}(C)$. Vertices of L are given by dark circles.

The algorithm for finding \mathcal{F}_1 starts with an empty set and consists of three steps:

Left root vertices Identify the set L of vertices v on C having an edge emanating to the left of C ; also identify, for each $v \in L$, the two edges on C incident to v (in G , not the compact representation).

Search Start a search in R from each vertex of L avoiding edges on C or emanating to the right of C ; for each super edge \hat{e} of R visited, find the first (or last) edge e on the path represented by \hat{e} . If there is no vertex in L take any edge e on C .

Add For each pair of faces f_1, f_2 adjacent to e , find the two children of R in \mathcal{T} having f_1 and f_2 as descendants, respectively, and add these nodes to \mathcal{F}_1 .

This algorithm correctly builds \mathcal{F}_1 : The algorithm visits all super edges \hat{e} that are strictly inside R and on the left side of C . Let A_1 and A_2 be the children of R that are added corresponding to edge e . A_i is a region or a face of G : let C_i be the bounding cycle. Since f_i is a descendent of A_i , f_i is contained by $\overline{int}(C_i)$. Since e is in C_1 and C_2 : so must \hat{e} . A_1 and A_2 are therefore the child regions of R on either side of \hat{e} .

The algorithm can easily determine if \mathcal{F}_1 is contained by $\overline{int}(C)$ or $\overline{ext}(C)$: let f_1 and f_2 be the adjacent faces of a searched edge e . Lemma 6 tells us if e is in the bounding cycle of R . If it is, then \mathcal{F}_1 must be contained by $\overline{ext}(C)$: otherwise, the search could never reach an edge on the cycle bounding R (since edges of C are not visited) and \mathcal{F}_1 must be contained by $\overline{int}(C)$.

Analysis

The above-described algorithm can be implemented in $O(|\mathcal{F}_1| \log^3 n + (|P_R| + |\partial P_R|^2) \log n)$ time. Finding the left-root vertices is the trickiest part; while $|L| = O(|\mathcal{F}_1|)$, $|L|$ could be much smaller than the number of vertices in C , even in the compact representation. We give details in Section 5.2. Assuming that left-root vertices can be found quickly, we analyze the remaining steps.

Search step We first need to show that the number of super edges in $G[R]$ that have to be considered is bounded by $|\mathcal{F}_1|$.

Lemma 8. *The number of super edges in $G[R]$ that has to be searched inside C is $O(|\mathcal{F}_1|)$.*

Proof. Since G has degree three, so has the compact representation of R since all faces and isometric cycles in G are simple. We remove all degree 2 vertices from $G[R]$, so it is actually 3-regular. Hence the number of edges e is equal to $\frac{3}{2}v$, where v is the number of vertices. By Euler's formula $v - e + |F_1| = 2$ we get:

$$\frac{2}{3}e - e + |F_1| = 2 \quad \implies \quad e = 3(|F_1| - 2).$$

□

The search can be done by DFS or BFS in linear time, starting with vertices of L . Given a super edge \hat{e} found by this search, we find the first or last edge e (of G) on the path the super edge represents; this takes $O(1)$ time since e is associated with \hat{e} .

In order for this to work, we need to identify, for each $v \in L$, the set of super edges incident to v which are not on C and which do not emanate to the right of C . As noted in the above proof the compact representation of R has degree three. It follows that no super edge incident to v emanates to the right of C . To identify the super edge incident to v which is not on C , we can apply Lemma 6 to the first edge on each of the three super edge paths.

Add step The faces f_1 and f_2 incident to an edge e can be found in constant time using the graph representation of G . Applying Lemma 6 to e (to check if \mathcal{F}_1 is contained by $\overline{int}(C)$ or $\overline{ext}(C)$) takes $O(\log n)$ time. Finding the children of R that are ancestors of f_1 and f_2 also takes $O(\log n)$ time using the operations $jump(R, f_1, 1)$ and $jump(R, f_2, 1)$ in the top tree for \mathcal{T} . The total time spent adding is $O(|\mathcal{F}_1| \log n)$.

5.2 Finding left-root vertices

We show how to find the set L of left-root vertices along C in $O(|\mathcal{F}_1| \log^3 n + |C| \log n)$ time where $|C|$ is the number of super edges in the compact representation of C . As a result of Section 3, C has $O(|P_R| + |\partial P_R|^2)$ super edges and of three different types corresponding to: edges in $extDDG$ and $intDDG(P_R)$, and edges and cycle paths in P_R . We will show how to use binary search to prune certain super edges of C that do not contain vertices of L . Assume for now that each super edge is on the boundary of a child region (as opposed to a child face) of R that is to the left of C . We will show how to relax this assumption in Section 5.2.3.

The following lemma is the key to using binary search along C :

Lemma 9. *Let P be the shortest u_1 -to- u_2 path in G that is also a subpath of C . For $i = 1, 2$, let e_i be the edge on P incident to u_i and let r_i be the child-region of R that is left of C and is bounded by e_i . Then $r_1 = r_2$ if and only if no interior vertex of P belongs to L .*

Proof. The “if” part is trivial.

By our assumption, r_1 and r_2 are regions, not faces. Their bounding cycles must therefore be isometric. If $r_1 = r_2$ then Lemma 1 implies that P is a subpath of the boundary of r_1 : no interior vertex of P could belong to L in this case. This shows the “only if” part. \square

5.2.1 Shortest path covering

In order to use Lemma 9, we cover the left-root vertices of C with two shortest paths P and Q . Let r be a vertex that is the endpoint of a super edge of C . Since C is isometric, there is a unique edge e such that C is the union of e and two shortest paths P' and Q' between r and the endpoints of e . Note that e could be in the interior of a super edge of C . The paths P and Q that we use to cover L are prefixes of P' and Q' .

To find e , we first find \hat{e} , the super edge that contains e . Since P and Q are shortest paths and shortest paths are unique, the weight of each path is at most half the weight of the cycle. To find \hat{e} , simply walk along the super edges of C and stopping when more than half the weight is traversed: \hat{e} is the last super edge on this walk.

Given \hat{e} , we continue this walk according to the type of super edge that \hat{e} is. If \hat{e} corresponds to a cycle path, then, by definition, all the interior vertices of \hat{e} have degree two in R and so cannot contain a left-root vertex; there is no need to continue the walk. P and Q are simply the paths along C from r to \hat{e} ’s endpoints. This takes $O(|C|)$ time.

If \hat{e} is an edge of $intDDG(P_R)$ or $extDDG$, we continue the walk. We describe the process for $intDDG(P_R)$ as $extDDG$ is similar: we continue the walk started above through the subdivision tree of P_R that is used to find $intDDG(P_R)$. \hat{e} is given by a path of edges in the internal dense distance graph of P_R ’s children in the subdivision tree. We may assume that we have a top tree representation of the shortest path tree containing this path and so we can find the child super edge \hat{e}_c that contains e using binary search taking $O(\log^2 n)$ time. Recursing through the subdivision tree finds a cycle path or edge that contains e for a total of $O(\log^3 n)$ time.

When we are done, P and Q are paths of super edges from $extDDG$ or $intDDG(P_R)$. P and Q each have $O(|C| + \log n)$ super edges and they are found in $O(|C| + \log^3 n)$ time.

5.2.2 Building L

Using Lemma 9, we will decompose P into maximal subpaths P_1, \dots, P_k such that no interior vertex of a subpath belongs to L . Each subpath P_i will be associated with the child region of R to the

left of C that is bounded (partly) by P_i . We repeat this process for Q and find L in $O(k)$ time by testing the endpoints of the subpaths.

Let \hat{e} be one of the $O(|C| + \log n)$ super edges of P . \hat{e} is either an edge of $extDDG$ or $intDDG(P_R)$. Suppose \hat{e} is in $intDDG(P_R)$. We can apply Lemma 9 to the first and last edges on the path that \hat{e} represents, and stop if there are no vertices of L in the interior of the path. Otherwise, with the top tree representation of the shortest path tree containing the shortest path representing \hat{e} , we find the midpoint of this path and recurse. If \hat{e} is in $extDDG$, the process is similar. Adjacent subpaths may still need to be merged after the above process, but this can be done in time proportional to their number.

How long does it take to build L ? Let \hat{e} be a super edge representing subpath $P_{\hat{e}}$ of P and let m be the number of interior vertices of $P_{\hat{e}}$ belonging to L . Then there are m leaves in the recursion tree for the search applied to \hat{e} . We claim that the height of the recursion tree is $O(\log^2 n)$. Let S be some root-to-leaf path in the recursion tree. If \hat{e} is in $intDDG(P_R)$, S is split into $O(\log n)$ subpaths, one for each level of the subdivision tree; in each level, the corresponding subpath is halved $O(\log n)$ times before reaching a single edge. If \hat{e} is in $extDDG$, the search may go root-wards in the subdivision tree but once we traverse down, we are in $intDDG$ and will thus not go up again. The depth of the recursion tree is still $O(\log^2 n)$.

At each node in the recursion tree, we apply two top tree operations to check the condition in Lemma 9 and one top tree operation to find the midpoint of a path for a total of $O(\log n)$ time. The total time spent finding the m vertices of L in Q is $O(m \log^3 n)$ time. If $m = 0$, we still need $O(\log n)$ time to check the condition in Lemma 9. Summing over all super edges of P , the time required to identify L is $O(|C| \log n + |L| \log^3 n) = O(|C| \log n + |\mathcal{F}_1| \log^3 n)$, as desired.

5.2.3 Handling faces

We have assumed that every child of R incident to and left of C is a region, not a face. Lemma 9 is only true for this case: boundaries of faces need not be isometric, and so the intersection between a face and shortest path may have multiple components. However, notice that after the triangulation of the primal followed by the triangulation of the dual, every face f of G is bounded by a simple cycle of the form $e_1 P_1 e_2 P_2 e_3 P_3$ where e_1, e_2 , and e_3 are edges and P_1, P_2 , and P_3 are tiny-weight shortest paths (see Section 2.1). Call the six endpoints of edges e_1, e_2, e_3 the *corners of f* . We associate each edge of f with the path containing it among the six paths e_1, e_2, e_3, P_1, P_2 , and P_3 .

We present a stronger version of Lemma 10 which implies the correctness of the left-root vertex finding algorithm even when children of R are faces, not regions:

Lemma 10. *Let P be the shortest u_1 -to- u_2 path in G that is also a subpath of C . For $i = 1, 2$, let e_i be the edge on P incident to u_i and let r_i be the child of R to the left of C and containing e_i . Then*

1. *if neither r_1 nor r_2 are faces, then $r_1 = r_2$ if and only if no interior vertex of P belongs to L ,*
2. *if exactly one of r_1, r_2 is a face then some interior vertex of P belongs to L ,*
3. *if both r_1 and r_2 are faces and $r_1 \neq r_2$ then some interior vertex of P belongs to L ,*
4. *if both r_1 and r_2 are faces, $r_1 = r_2$, and e_1 and e_2 are associated with different subpaths of r_1 then some interior vertex of P is a corner of r_1 or belongs to L ,*
5. *if both r_1 and r_2 are faces, $r_1 = r_2$, and e_1 and e_2 are associated with the same subpath of r_1 then no interior vertex of P belongs to L .*

Proof. Part 1 is Lemma 9 and parts 2 and 3 are trivial. For part 4, we may assume that P is fully contained in the boundary of r_1 since otherwise, some interior vertex of P belongs to L . Since e_1 and e_2 are associated with different subpaths of r_1 , it follows that some interior vertex of P is a corner of r_1 . For part 5, we may assume that $e_1 \neq e_2$. Then e_1 and e_2 are on the same (tiny weight) shortest path in r_1 so P must be contained in the boundary of r_1 . It follows that no interior vertex of P belongs to L . \square

Using Lemma 10 instead of Lemma 9, our L -finding algorithm will also identify corners of faces incident to P . Since each face has only 6 corners but contributes at least two vertices to L , this will not increase the asymptotic running time.

5.3 Obtaining new regions

While we have found the required partition of the children of R and updated the region tree accordingly, it remains to find compact representations of the new regions R_1 and R_2 . Recall that we only explicitly find one side of the partition, w.l.o.g., \mathcal{F}_1 .

To find R_1 , start an initially empty graph. In the *search* step, we explicitly find all the super edges of R_1 that are not on the boundary of C . Remove these edges from R and add them to R_1 . The remaining super edges are simply subpaths of C between consecutive vertices of L . These edges can be added to R_1 *without* removing them from R .

The super edges left in R are exactly those in R_2 . However, there may be remaining degree-two vertices that should be removed by merging adjacent super edges. All such vertices, by construction, must be in L , and so can be removed quickly.

That super edges are associated with the first and last edges on their respective paths is easy to maintain given the above construction. The entire time required to build the new compact representation is $O(|\mathcal{F}_1|)$.

6 Reporting min cuts

By Theorem 6, we can report the weight of any min st -cut in constant time. We extend this to report the cuts themselves in time proportional to their size. Size refers to the number of edges in the cut. We will show how to report a minimum separating cycle for a given pair of faces in G^* in time proportional to the number of edges in the cycle. By duality of the min cuts and min separating cycles, this will prove Theorem 7.

In this section, we do not assume that the graph has degree 3. The edges added to achieve that may increase the number of edges in a cycle. However, we can still compute \mathcal{T} , the region tree of G^* , with the degree-3 assumption. We will rely only on the relationship between faces in G^* , which did not change in the construction for the degree-3 assumption. Since cycles in the min cycle basis are boundaries of regions represented by \mathcal{T} , this tree also reflects the ancestor/descendant relationships between cycles in the min cycle basis.

Consider a cycle C . By Lemma 6 the set of darts in C that are not in an ancestor of C form a path (possibly equal to C). It follows that the set of darts in C that are not in *any* strict ancestor of C also form a path, denoted $P(C)$. Using the next lemma, we can succinctly represent any cycle using these paths. See Figure 8 for an illustration.

Lemma 11. *Let $C = C_0, C_1, C_2, \dots$ be the ancestral path to the root of \mathcal{T} for C . C can be written as the concatenation of the path $P(C)$, prefixes of $P(C_1), P(C_2), \dots, P(C_{k-1})$, a subpath of $P(C_k)$ and suffixes of $P(C_{k-1}), \dots, P(C_2), P(C_1)$, in that order.*

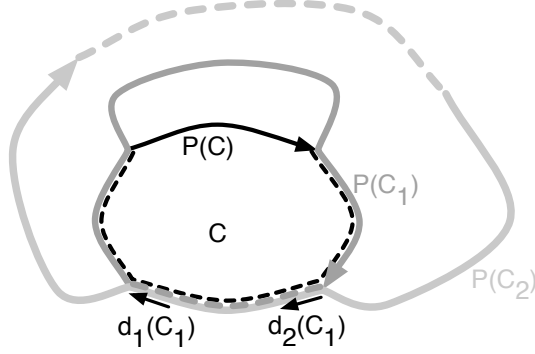


Figure 8: A succinct representation of a cycle in the min cycle basis.

Proof. Let C_k be the root-most cycle that shares a dart d with C : d is in $P(C_k)$. By Lemma 6, the intersection of C with C_k is a single path: it must be a subpath P' of $P(C_k)$. Let $Q = C \setminus P'$. By the definition of $P(C_{k-1})$, the start of Q must be the start of $P(C_{k-1})$ and the end of Q must be the end of $P(C_{k-1})$. The remainder of the proof follows with a simple induction. \square

Let $d_1(C)$ be the last dart of C before $P(C)$ and let $d_2(C)$ be the first dart of C after $P(C)$. Suppose additionally that we know, for every dart d , the cycle $C(d)$ for which $d \in P(C)$.

6.1 Finding the min separating cycle

If we are given $d_1(C)$, $d_2(C)$, and $P(C)$ for every cycle (node) in \mathcal{T} and $C(d)$ for every dart d , we can find the minimum fg -separating cycle C in $O(|C|)$ time by the following procedure. First we can find the node in \mathcal{T} corresponding to C in $O(1)$ time using the oracle (Theorem 6). To find C , walk along C , starting with $P(C)$, until you reach the end. Let $C_1 = C(d_2(C))$ and walk along $P(C_1)$ starting with $d_2(C)$. Suppose we are at dart d along C . Let $C_i = C(d)$. Walk along $P(C_i)$ until either you reach its end or you hit dart $d_1(C_{i-1})$. In the first case, continue the process with $d_2(C_i)$. In the second case, continue the process with the first dart of $P(C_{i-1})$. By Lemma 11, this process will eventually reach the start of $P(C)$.

6.2 Preprocessing step

It remains to show how to precompute $d_1(C)$, $d_2(C)$, $P(C)$ for every cycle in \mathcal{T} and $C(d)$ for every dart. We find these using the top tree representation of \mathcal{T} with $O(n \log n)$ preprocessing time.

Let f_ℓ and f_r be the faces to the left and right of a dart d . Then it follows easily from Lemma 6 and the clockwise orientation $C(d)$ that $C(d)$ is the bounding cycle of region $\text{jump}(\text{lca}(f_\ell, f_r), f_r, 1)$ and can be found in $O(\log n)$ time.

We can easily construct $P(C)$ from the set of darts with $C(d) = C$. The ordering can be found just using the endpoints of these darts so that we can walk along $P(C)$ as required in the previous section.

To find $d_1(C)$ and $d_2(C)$, we work from leaf to root in \mathcal{T} as in the bottom-up algorithm of Section 4.3. We will show how to find $d_2(C)$. Finding $d_1(C)$ is symmetric. For cycle C we can easily find the last dart d_ℓ of $P(C)$. Consider the darts d_o leaving the endpoint of $P(C)$ in counterclockwise order, in the embedding, starting with the reverse of d_ℓ , we test if d_o is on the boundary of C using Lemma 6 in $O(\log n)$ time. As we test darts we remove them from further consideration as they will be in the interior of all ancestor cycles. In total, this takes $O(n \log n)$ time.

7 Handling Holes and Disconnected Pieces

In Section 1.2 we introduced the notion of recursive subdivision of the planar graph. We made two simplifying assumptions, namely that each piece is connected and does not contain holes. In the following, we show how to avoid these assumptions.

7.1 Disconnected Pieces

The problem with a disconnected piece P is that a minimum separating cycle for a pair of faces touching two distinct connected components of P need not share any vertex with P . In such a case, the algorithm in Section 3 cannot be applied to find this cycle.

To deal with this, we first modify the definition of the recursive subdivision by allowing a piece to have more than two children. More precisely, if a piece is split into k connected components by the application of Miller's cycle separator theorem, we assign k children to it in the recursive subdivision, one for each connected component. This ensures that pieces are connected. Also, the size of pieces will still go down geometrically when moving down the recursive subdivision tree so the height of the tree remains $O(\log n)$. Furthermore, $intDDG$ can be found in $O(n \log^3 n)$ time using the algorithm of Fakcharoenphol and Rao.

In order to compute $extDDG$ within the same time bound, we need to generalize the top-down algorithm contained in (the proof of) Theorem 2. Consider a piece P and suppose $extDDG(P)$ has been computed. Let P_1, \dots, P_k be the children of P in the recursive subdivision. For each i , we compute $extDDG(P_i)$ with the Dijkstra variant of Fakcharoenphol and Rao on the union of $extDDG(P)$ and $intDDG(P_j)$, $j = 1, \dots, k$, $j \neq i$. We apply this algorithm for each boundary vertex of P_i as source, giving all the pairwise distances needed in $extDDG(P_i)$. Since the total number of boundary vertices in P_1, \dots, P_k is $O(\sqrt{|P|})$, each application of the algorithm runs in $O(\sqrt{|P|} \log^2 n)$ time. Summing over all boundary vertices of all children of P , the total time to compute $extDDG(P_1), \dots, extDDG(P_k)$ is $O(|P| \log^2 n)$. Hence, $extDDG$ can be computed in $O(n \log^3 n)$ time.

Now, for the algorithm in Section 3, we proceed as before, separating pairs of faces for pieces in a bottom-up fashion in the recursive subdivision tree. Consider a piece P with k children P_1, \dots, P_k and assume that the algorithm has been applied to each of them. We let $\delta P_1, \dots, \delta P_k$ denote the boundary vertices of P_1, \dots, P_k , respectively.

To separate unseparated faces touching P , let us first consider the simpler problem of separating faces touching two distinct children, say, P_1 and P_2 . We find region subpieces for their union with the algorithm in Section 4. This takes $O((|P_1| + |P_2|) \log^2 n)$ time. A proof similar to that of Lemma 4 shows that the number of region subpieces is $O(|\delta P_1| + |\delta P_2|)$.

For each such region subpiece P_R , there is exactly one pair of faces that needs to be separated, one touching P_1 and one touching P_2 . Since P is connected, we know that a minimum separating cycle for this pair must intersect P . Hence, this cycle can be represented as the union of edges from P_R , edges from $extDDG(P)$, and/or edges from $intDDG(P_3), \dots, intDDG(P_k)$.

To find this cycle, we first find (a compact representation of) the shortest path X between the two faces as in Section 3. This takes $O(|P_R| \log n + \sqrt{|P|} \log^2 n)$ time using a combination of normal Dijkstra inside P_R and the Dijkstra variant of Fakcharoenphol and Rao in the dense distance graphs. After splitting P_R and the dense distance graphs along X as in Section 3.2, we obtain cut-open graph P_{R_X} from P_R , $intDDG_X(P_j)$ from $intDDG(P_j)$ for each piece P_j , $j \neq 1, 2$, and $extDDG_X(P)$ from $extDDG(P)$. In the following, let H be the union of all these resulting graphs.

We use a variant of Reif's algorithm to find a minimum separating cycle. Let x be the midpoint of (the compact representation of) X . We find a minimum separating cycle in H that crosses X

at x , using a combination of normal Dijkstra inside P_R and the Dijkstra variant of Fakcharoenphol and Rao outside P_R . Then we recurse on the two subgraphs. This takes a total of $O(|P_R| \log^3 n + \sqrt{|P|} \log^3 n)$ time.

Each subgraph generated by this algorithm now contains exactly one edge of X . Had all edges of X been edges of G , we would have found a minimum separating cycle. However, some edges of X may belong to dense distance graphs and may thus represent paths in G so additional separating cycles need to be found. In the following, we consider a subgraph H_e of H containing an edge $e \in X$ from $\text{intDDG}_X(P_j)$, $j \neq 1, 2$. The case where the edge belongs to $\text{extDDG}_X(P)$ is handled in a similar way.

We wish to find a separating cycle that crosses X somewhere on (the path in G represented by) e . We cannot use the idea from Section 3.4 of looking at all pairs of boundary vertices of $\text{intDDG}_X(P_j)$ since the number of pairs that need to be considered may be much larger than the number of pairs in P_R .

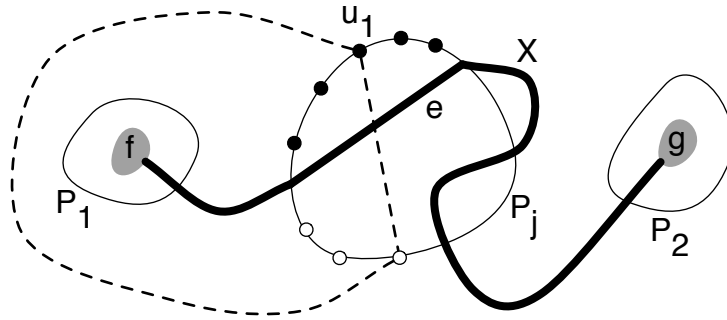


Figure 9: Finding an fg -separating cycle through a super edge e of X that belongs to a sibling piece P_j ($j \neq 1, 2$). e splits (a subset of) the boundary vertices of P_j into two sets: U_1 is given by the solid vertices and U_2 by the hollow vertices. A separating cycle through the middle vertex u_1 of U_1 (according the order along ∂U_1) is given by the dotted cycle.

Instead, we will apply divide-and-conquer on boundary vertices in $\text{intDDG}_X(P_j)$. Consider the set $U_1 \times U_2$ of all pairs (u_1, u_2) of boundary vertices in $\text{intDDG}_X(P_j)$ such that edge (u_1, u_2) crosses X exactly once and does so in e , see Figure 9. In the ordering of boundary vertices induced by the external face of P_j , we pick u_1 as the middle vertex in U_1 . We then compute a shortest non-empty path C_{u_1} from u_1 to itself in subgraph H_e such that the first edge on the path is of the form $e_1 = (u_1, u_2)$, $u_2 \in U_2$. This path defines a separating cycle since it crosses X exactly once.

For divide-and-conquer to work, we need C_{u_1} to separate our problem in two. To see that it does, suppose a minimum separating cycle in H_e crosses C_{u_1} . This cycle can also be decomposed into an edge $e'_1 = (u'_1, u'_2) \in U_1 \times U_2$ and a shortest path in H_e from u'_2 to u'_1 ; we denote it by $C_{u'_1}$. It must cross C_{u_1} in e_1 since otherwise it would have to cross $C_{u_1} \setminus \{e_1\}$ twice, contradicting the shortest path uniqueness assumption. In fact, the same argument shows that $C_{u'_1}$ must cross C_{u_1} exactly once in e_1 and exactly once in $C_{u_1} \setminus \{e_1\}$, see Figure 10. But then either we can find a separating cycle through u_1 which is shorter than C_{u_1} or a shorter separating cycle than $C_{u'_1}$. It follows that C_{u_1} separates our problem, as desired.

We also need to show how to efficiently find C_{u_1} . Take a copy u'_1 of u_1 and for each $u_2 \in U_2$, add edge (u'_1, u_2) with weight equal to that of (u_1, u_2) in $\text{intDDG}_X(P_j)$. Then we obtain $C_{u'_1}$ as a shortest path from u'_1 to u_1 . Running time is $O(|P_R| \log^2 n + \sqrt{|P|} \log^2 n)$.

Having found C_{u_1} , we recurse on the two subgraphs of H_e . Clearly, a minimum separating cycle crossing e can be realized as one such cycle C_{u_1} . Since we always pick the midpoint of U_1 , the

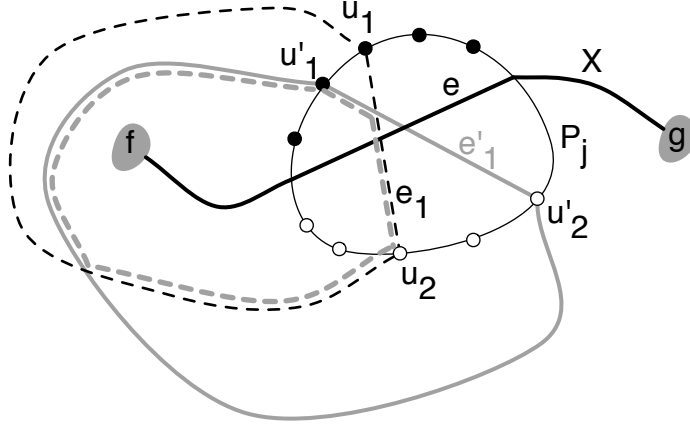


Figure 10: Cycle $C_{u'_1}$ (grey) cannot cross C_{u_1} (dashed) by uniqueness of shortest paths: the dashed grey cycle would be shorter. Recall that e , e_1 and e'_1 are all super edges.

recursion depth is logarithmic in $|U_1|$. It follows from this and the above that the total time to find a minimum separating cycle crossing X exactly once is $O(|P_R| \log^3 n + \sqrt{|P|} \log^3 n)$.

We apply the above algorithm for all region subpieces P_R . This takes $O((|P_1| + |P_2|) \log n + (|\delta P_1| + |\delta P_2|) \sqrt{|P|} \log^3 n)$ time. This process is repeated for pairs $(P_3, P_4), (P_5, P_6), \dots$ using a total of $O(|P| \log n + \sqrt{|P|} \sqrt{|P|} \log^3 n) = O(|P| \log^3 n)$ time.

Now, each graph $P_1 \cup P_2, P_3 \cup P_4, \dots$ contains no unseparated pairs of faces. We can then perform another run of the above algorithm but for pieces $P'_1 := P_1 \cup P_2, P'_2 := P_3 \cup P_4, \dots$ instead of P_1, P_2, \dots, P_k . For each run, we halve the number of pieces so after $O(\log n)$ runs, we have separated all faces touching P . Each run takes $O(|P| \log^3 n)$ time for a total of $O(|P| \log^4 n)$ time. Over all pieces P in the recursive subdivision, this is $O(n \log^5 n)$.

7.2 Holes

Above, we showed how to deal with disconnected pieces. We now show how to adapt our algorithm to handle holes. As shown by Fakcharoenphol and Rao, we may assume that the number of holes in a piece is bounded by a constant.

Computing *intDDG* can still be done in $O(n \log^3 n)$ time since the algorithm of Fakcharoenphol and Rao also works in the presence of holes. To compute *extDDG* within the same time bound, we will modify the above algorithm dealing with disconnected pieces. Consider a (connected) piece P with h holes and suppose *extDDG*(P) has been computed. Note that *extDDG*(P) is the union of $h + 1$ graphs: one graph defines pairwise distances for boundary vertices on the external face of P and each of the other h graphs defines pairwise distances for boundary vertices in a hole.

Let S be the separator cycle applied to P to give its (connected) children P_1, \dots, P_k in the construction of the recursive subdivision of G . We can divide these children into two types, those contained in the interior and those contained in the exterior of S . Let \mathcal{P}_{int} resp. \mathcal{P}_{ext} be the set of children of the former resp. latter type.

Consider a child $P_i \in \mathcal{P}_{int}$. If P_i contains a hole, it must be a hole of P . Hence, we only need to worry about the external face of P_i when computing *extDDG*(P_i). All pairwise distances between boundary vertices on this face can be obtained with the Dijkstra variant of Fakcharoenphol and Rao on the union of the internal dense distance graphs of the siblings of P_i and the subgraph of *extDDG*(P) that excludes the holes of P_i .

Now, consider a child $P_i \in \mathcal{P}_{ext}$. We compute pairwise distances for boundary vertices on

the external face of P_i as above. A hole of P_i is either a hole of P or the new hole H (if any) introduced when separating P with separator cycle S . We only need to worry about H . The pairwise distances between boundary vertices on H can be obtained from the union of the internal dense distance graphs of siblings of P_i belonging to \mathcal{P}_{int} and the subgraph of $extDDG(P)$ defined by the holes of P contained in the interior of H .

It is easy to see that the above algorithm computes $extDDG$ in $O(n \log^3 n)$ time. Now, let us consider our algorithm to find region subpieces and to separate faces in Sections 3 and 4. It is not hard to modify it for holes. Each hole can be handled in a way similar to how we handle the external face (simply consider an embedding of the graph in which the hole is the external face whereas the original external face becomes a hole). The only part that needs focus is the fact that the shortest path X , used in Section 3, can go through several holes. For each of these holes we need to find external cycles in Section 3.4 separately. However, the total number of boundary nodes in all holes plus the external face is equal to the total number of boundary nodes in a piece. Hence, the total running time of all searches does not increase. It follows that our bounds also hold in the presence of holes.

8 Lex-shortest paths

Let $w : E \rightarrow \mathbb{R}$ be the weight function on the edges of G . So far, we have assumed uniqueness of shortest paths in G between any two vertices w.r.t. w . We now show how to avoid this assumption. We assume in the following that the vertices of G are given indices from 1 to n . For $V' \subseteq V$, define $I(V')$ as the smallest index of vertices in V' .

As shown in [7], there is another weight function w' on the edges of G such that for any pair of vertices in G , there is a unique shortest path between them w.r.t. w' and this path is also a shortest path w.r.t. w . Furthermore, for two paths P and P' between the same pair of vertices in G , $w'(P) < w'(P')$ exactly when one of the following three conditions is satisfied:

1. P is strictly shorter than P' w.r.t. w ,
2. P and P' have the same weight w.r.t. w and P contains fewer edges than P' ,
3. P and P' have the same weight w.r.t. w and the same number of edges and $I(V(P) \setminus V(P')) < I(V(P') \setminus V(P))$.

A shortest path w.r.t. w' is called a *lex-shortest path* and a shortest path tree w.r.t. w' is called a *lex-shortest path tree*.

The properties of w' allow us to apply this function instead of w in our algorithm. In the following, we show how to do this efficiently.

We first use a small trick from [7]: for function w , a sufficiently small $\varepsilon > 0$ is added to the weight of every edge. This allows us to disregard the second condition above. When comparing weights of paths, we may treat ε symbolically so we do not need to worry about precision issues. The tricky part is efficiently testing the third condition.

We need to make modifications to every part of our algorithm in which the weights of two shortest paths are compared. All such comparisons occur when we (1) apply the Dijkstra variant of Fakcharoenphol and Rao [5] and (2) find a shortest path covering of an isometric cycle C in Section 5.2.1.

Note that in making the graph degree three (Section 2.1), we used an ϵ weight on the introduced edges. To combine this with lex-shortest paths, we make $\varepsilon \gg \epsilon$ so that shortest paths will still be chosen to have the fewest edges (in the original graph) and run along the trees introduced to

make vertices degree three. Using both ϵ and ε in the symbolic comparisons does not increase the asymptotic run time.

8.1 Dijkstra

Let us first adapt Dijkstra to compute lex-shortest paths. The type of shortest path weight comparisons in [5] are of the form $D(u) + d(u, v) < D(u') + d(u', v)$, where u, v, u' , and v' are vertices, $D(u)$ and $D(u')$ are the distances from the root of the partially built tree to u and u' , respectively, and $d(u, v)$ and $d(u', v)$ are the weights of edges (u, v) and (u', v) . Here, an edge can belong to G , be a cycle edge (see Section 4.3), or an edge of an external or internal dense distance graph.

For simplicity, assume first that all edges considered by Dijkstra belong to G . Then we can test whether $D(u) + d(u, v) < D(u') + d(u', v)$ as follows. Let T be the partially built shortest path tree rooted at a vertex r and let Q and Q' be the lex-shortest paths from r to u and u' , respectively. If the first two lex-shortest conditions are inconclusive, we need to check if $I(V(Q) \setminus V(Q')) < I(V(Q') \setminus V(Q))$.

Letting $a = lca(u, u')$ in T , $V(Q) \setminus V(Q')$ is the set of vertices on $Q[a, u]$, excluding a . Similarly, $V(Q') \setminus V(Q)$ is the set of vertices on $Q'[a, u']$, excluding a . It follows from this that by representing T as a top tree, we can find the smallest index in the two sets in logarithmic time. Using top trees, we can also deal with cycle edges in the same way by keeping, for each such edge, the smallest index of its interior vertices. These indices can be found during the construction of region subpieces in Section 4.1 without an increase in running time.

8.2 Internal dense distances

We also need to handle edges from internal and external dense distance graphs. Let us first consider the problem of computing lex-shortest path trees in *intDDG*. As before, we compute shortest path trees for pieces bottom-up. Let P be a piece with children P_1 and P_2 and assume that we have computed lex-shortest path trees in both of them. Assume also that every edge in $intDDG(P_1) \cup intDDG(P_2)$ is associated with the smallest index of interior vertices on the path in G that the edge represents. This information can be computed bottom-up during the construction of *intDDG* without increasing running time.

Let T be a partially built shortest path tree in P and with the above definitions, consider the problem of testing whether $D(u) + d(u, v) < D(u') + d(u', v)$. Let (a, u_a) and (a, u'_a) be the first edges on $Q[a, u]$ and $Q'[a, u']$, respectively. Define Q_G and Q'_G as the paths in G represented by Q and Q' , respectively. Let $i_1 = I(V(Q_G[u_a, u]))$, $i'_1 = I(V(Q'_G[u'_a, u']))$, $i_2 = I(V(Q_G[a, u_a]) \setminus V(Q'_G[a, u'_a]))$, and $i'_2 = I(V(Q'_G[a, u'_a]) \setminus V(Q_G[a, u_a]))$. By definition of a , $Q_G[u_a, u]$ and $Q'_G[u'_a, u']$ are vertex-disjoint. Hence, we need to find the four indices and check if $\min\{i_1, i_2\} < \min\{i'_1, i'_2\}$.

Each edge of T belongs to $intDDG(P_1) \cup intDDG(P_2)$ and is thus associated with the smallest index of interior vertices on the path in G represented by that the edge. Top tree operations on T as above then allow us to find i_1 and i'_1 in logarithmic time.

To find i_2 and i'_2 , we consider two cases: (a, u_a) and (a, u'_a) belong to the internal dense distance graph for the same child of P or they belong to different graphs. In the first case, assume that, say, $(a, u_a), (a, u'_a) \in intDDG(P_1)$. Then we can decompose these two edges into shortest paths in the same shortest path tree in $intDDG(P_1)$ and we can recursively find i_2 and i'_2 . In the second case, assume that, say, $(a, u_a) \in intDDG(P_1)$ and $(a, u'_a) \in intDDG(P_2)$. Since the lex-shortest paths representing these edges in $intDDG(P_1)$ and $intDDG(P_2)$ are edge-disjoint and since T is a partially built lex-shortest path tree in P , $Q_G[a, u_a]$ and $Q'_G[a, u'_a]$ share no vertices except a . Thus, i_2 is the smallest index of vertices in $V(Q_G[a, u_a]) \setminus \{a\}$ and we can obtain this index in constant

time from the index of u_a and the index associated with edge (a, u_a) which is the smallest index of interior vertices on $Q_G[a, u_a]$. Similarly, we can find i'_2 in constant time.

Since the subdivision tree has $O(\log n)$ height, the recursion depth of the above algorithm is $O(\log n)$, implying that we can determine whether $D(u) + d(u, v) < D(u') + d(u', v)$ in $O(\log^2 n)$ time. Hence, lex-shortest path trees in *intDDG* can be computed in a total of $O(n \log^5 n)$ time.

8.3 External dense distances

Computing lex-shortest path trees in *extDDG* within the same time bound is very similar so we only highlight the differences. Having computed lex-shortest path trees in *intDDG* bottom-up, we compute lex-shortest path trees in *extDDG* top-down. For a piece P , we obtain lex-shortest path trees from lex-shortest path trees in its sibling and parent pieces. We can then use an algorithm similar to the one above to find lex-shortest path trees in P . At each recursive step, we either go up one level in *extDDG* or go to *intDDG*. It follows that the recursive depth is still $O(\log n)$ so lex-shortest path trees in *extDDG* can be found in $O(n \log^5 n)$ time.

8.4 Distances in region subpieces

We also apply Dijkstra in Section 3 for a region subpiece P_R . First, we computed shortest path X between two faces of the region subpiece in $O((|\partial P_R|^2 + |P_R|) \log |P_R|)$ time using Dijkstra. With an algorithm similar to the one above, we can instead compute a lex-shortest path between the two faces in $O((|\partial P_R|^2 + |P_R|) \log |P_R| \log^2 n)$ time. Next, we cut open the region subpiece along this path and computed a shortest path in G_X between each pair of duplicate vertices on the two copies of X . Using Reif's algorithm, we obtained a time bound of $O((|\partial P_R|^2 + |P_R|) \log^3 |P_R|)$. We need to find similar shortest paths but with respect to weight function w' .

For each pair of duplicate vertices corresponding to a vertex $x \in X$, we assign the index of x to both of them. Then the lex-shortest path between the two vertices in G_X w.r.t. w must be the shortest path w.r.t. w' . Hence, using the above Dijkstra algorithm, the total time spent on computing shortest paths w.r.t. w' for P_R is $O((|P_R| + |\partial P_R|^2) \log^3 |P_R| \log^2 n)$.

8.5 Shortest path coverings

In Section 5.2.1, we gave an algorithm to find the unique edge $e = (u, v)$ on isometric cycle C such that the two shortest paths from a fixed vertex r on C to u and to v cover all vertices of C and all edges except e . We showed how to do this in $O(|C| + \log^3 n)$ time, where $|C|$ is the size of the compact representation of C obtained in Section 3. We need to modify the algorithm to deal with lex-shortest paths.

Recall that to find e , a linear search of the super edges of C from r was first applied to find the super edge \hat{e} of C such that the shortest path in G representing \hat{e} contains e . As above, we may assume that every super edge of C is associated with the smallest index of interior vertices on the path it represents. Hence, by keeping track of the smallest interior vertex index for super edges visited so far in the linear search as well as the smallest interior vertex index for edges yet to be visited, we can find \hat{e} in $O(|C|)$ time w.r.t. lex-shortest paths.

Having found \hat{e} , we need to apply binary search on a path representing \hat{e} in a lex-shortest path tree. We do this by first finding the midpoint of this path as in Section 5.2.1. If the two halves have the same weight and the same number of edges, we can use a top tree operation on each half to determine which half has the smallest index. It follows that all binary searches to find e take $O(\log^3 n)$ time. The total time to find e is thus $O(|C| + \log^3 n)$, which matches the time in Section 5.2.1.

As a result, we have:

Theorem 11. *The Theorems 3 through 8 hold without the shortest-path uniqueness assumption with only an additional $O(\log^2 n)$ factor in the preprocessing time.*

9 Concluding remarks

We gave an oracle for min st -cut weight queries in a planar undirected graph with non-negative edge weights. Construction time is $O(n \log^5 n)$ and space requirement is $O(n \log n)$, where n is the size of the graph. The actual cut can be reported in time proportional to its size. We obtained this oracle from a Gomory-Hu tree algorithm with the same time and space bounds. Previously, no subquadratic time algorithm was known. We also showed how to compute an implicit representation of a minimum cycle basis in $O(n \log^5 n)$ time and $O(n \log n)$ space and an explicit representation with additional $O(C)$ time and space where C is the size of the basis.

In order to obtain our results, we needed shortest paths to be unique. We showed how to deterministically remove this assumption at the cost of an extra $\log^2 n$ -factor in running time.

References

- [1] S. Alstrup, J. Holm, K. de Lichtenberg, and M. Thorup. Maintaining information in fully dynamic trees with top trees. *ACM Transactions on Algorithms*, 1(2):243–264, 2005.
- [2] E. Amaldi, C. Iuliano, T. Jurkiewicz, K. Mehlhorn, and R. Rizzi. Breaking the $o(m^2 n)$ barrier for minimum cycle bases. In A. Fiat and P. Sanders, editors, *Proceedings of the 17th European Symposium on Algorithms*, number 5757 in Lecture Notes in Computer Science, pages 301–312, 2009.
- [3] A. Bhargat, R. Hariharan, D. Panigrahi, and K. Telikepalli. An $\tilde{O}(mn)$ Gomory-Hu tree construction algorithm for unweighted graphs. In *Proceedings of the 39th Annual ACM Symposium on Theory of Computing*, pages 605–614, 2007.
- [4] G. Borradaile and P. Klein. An $O(n \log n)$ algorithm for maximum st -flow in a directed planar graph. *Journal of the ACM*, 56(2):1–30, 2009.
- [5] J. Fakcharoenphol and S. Rao. Planar graphs, negative weight edges, shortest paths, and near linear time. *J. Comput. Syst. Sci.*, 72(5):868–889, 2006.
- [6] R. Gomory and T. Hu. Multi-terminal network flows. *Journal of SIAM*, 9(4):551–570, 1961.
- [7] D. Hartvigsen and R. Mardon. The all-pairs min cut problem and the minimum cycle basis problem on planar graphs. *SIAM Journal on Discrete Mathematics*, 7(3):403–418, 1994.
- [8] R. Hassin and D. B. Johnson. An $O(n \log^2 n)$ algorithm for maximum flow in undirected planar networks. *SIAM Journal on Computing*, 14:612–624, 1985.
- [9] M. R. Henzinger, P. N. Klein, S. Rao, and S. Subramanian. Faster shortest-path algorithms for planar graphs. *Journal of Computer and System Sciences*, 55(1):3–23, 1997.
- [10] J. Horton. A polynomial time algorithm to find the shortest cycle basis of a graph. *SIAM Journal on Computing*, 16:358–366, 1987.

- [11] A. Itai and Y. Shiloach. Maximum flow in planar networks. *SIAM Journal on Computing*, 8:135–150, 1979.
- [12] H. Kaplan and N. Shafrir. Path minima in incremental unrooted trees. In *Proceedings of the 16th European Symposium on Algorithms*, number 5193 in Lecture Notes in Computer Science, pages 565–576, 2008.
- [13] G. Kirchhoff. Ueber die auflösung der gleichungen, auf welche man bei der untersuchung der linearen vertheilung galvanischer ströme geführt wird. *Poggendorf Ann. Physik*, 72:497–508, 1847. English transl. in Trans. Inst. Radio Engrs. CT-5 (1958), pp. 4-7.
- [14] P. N. Klein. Multiple-source shortest paths in planar graphs. In *Proceedings of the 16th Annual ACM-SIAM Symposium on Discrete Algorithms*, pages 146–155, 2005.
- [15] D. E. Knuth. *The Art of Computer Programming*, volume 1. Addison-Wesley, 1968.
- [16] G. L. Miller. Finding small simple cycle separators for 2-connected planar graphs. *Journal of Computer and System Sciences*, 32(3):265–279, 1986.
- [17] K. Mulmuley, V. Vazirani, and U. Vazirani. Matching is as easy as matrix inversion. *Combinatorica*, 7(1):345–354, 1987.
- [18] J. Reif. Minimum s - t cut of a planar undirected network in $O(n \log^2 n)$ time. *SIAM Journal on Computing*, 12:71–81, 1983.
- [19] H. Whitney. Planar graphs. *Fundamenta mathematicae*, 21:73–84, 1933.