

Spin Filtering and Entanglement Swapping through Coherent Evolution of a Single Quantum Dot

Jose Garcia Coello,¹ Abolfazl Bayat,¹ Sougato Bose,¹ John H. Jefferson,² and Charles E. Creffield³

¹*Department of Physics and Astronomy, University College London, Gower Street, London WC1E 6BT, United Kingdom*

²*QinetiQ, Emerging Technologies Group, St Andrews Road, Malvern, Worcs. WR14 3PS, United Kingdom*

³*Departamento de Física de Materiales, Universidad Complutense de Madrid, E-28040, Madrid, Spain*

(Dated: October 29, 2018)

We exploit the non-dissipative dynamics of a pair of electrons in a large square quantum dot to perform singlet-triplet spin measurement through a single charge detection and show how this may be used for entanglement swapping and teleportation. The method is also used to generate the AKLT ground state, a further resource for quantum computation. We justify, and derive analytic results for, an effective charge-spin Hamiltonian which is valid over a wide range of parameters and agrees well with exact numerical results of a realistic effective-mass model. Our analysis also indicates that the method is robust to choice of dot-size and initialization errors, as well as decoherence introduced by the hyperfine interaction.

Introduction – Realizing quantum information and computation tasks in solid state systems, particularly quantum dots (QDs), has attracted a lot of interest in recent years. Electron spins in QDs are promising candidates for the physical implementation of a qubit [1] due to their long coherence times [2]. Initialization, manipulation, and readout of electron spins have already been demonstrated [3, 4] and ideas exist for quantum gates based on single qubits encoded in two QDs [5]. As it is timely for “proof of principle” demonstrations of multi-qubit processes, it would be highly desirable to establish a coherent two qubit process in a *single* quantum dot.

Bell measurement is a key ingredient that makes possible some important tasks such as teleportation [6] and entanglement swapping [7]. In this Letter, we propose a mechanism for singlet-triplet measurement based on the *coherent* dynamics of two electrons in a large square QD, followed by a single charge detection. Such spin-filtering will give a perfect Bell measurement in the $S_z = 0$ subspace of two spins. This projection is made possible due to the existence of a ground manifold of two singlets and two triplets, separated from higher-lying states by a large energy gap. To a very good approximation this enables the low-energy coherent dynamics to be confined to the ground manifold in which the singlets rotate around the quantum dot whereas the triplets are frozen at their initial locations. By initializing the system in an unentangled superposition state we are then able to project onto a singlet or triplet state simply by a charge measurement to detect whether or not the charge has moved during the evolution. We use this property to propose some quantum information applications such as entanglement swapping and generating the Affleck-Kennedy-Lieb-Tasaki (AKLT) state, which is a resource for measurement-based quantum computation [8].

Recently a dissipative method for singlet-triplet measurement has been implemented experimentally [4]. In this method a double QD is prepared with one electron in each QD, and after lowering the barrier one of the electrons will hop to the other QD provided that they are in a singlet state. As the singlet state is produced by a dissipative decay, there is *no set time* at which the electron will hop and the timescale for dissipative relaxation is usually longer than coherent evolution in the same range of energy. In our coherent mecha-

nism, however, the operation time is precisely known and the filtering takes place well within the spin-coherence time.

From a practical perspective a large square QD is easier to fabricate than a small one and will also be modeled more accurately by our effective Hamiltonian, since the energy gap between the ground manifold and the lowest excited states increases rapidly with dot size, making the ground manifold increasingly isolated. On the other hand, as the absolute sizes of the singlet-triplet splitting in the ground manifold fall exponentially with dot size, large QDs have slower operation times and are more susceptible to errors. There is thus a trade-off between these factors, favoring QDs of intermediate size. Our simulations show that for square QDs of $L = 200 - 800$ nm our effective Hamiltonian is sufficiently accurate, and operates at frequencies within the range achieved in recent current experiments [9].

Effective Hamiltonian – We consider a system of two electrons held in a square semiconductor QD with a hard-wall boundary, which can be realized in experiment by gating a two-dimensional electron gas (2DEG) at a heterojunction interface. The spectrum of this system is determined by the competition between the kinetic energy ($\sim 1/L^2$) of the electrons and the Coulomb repulsion ($\sim 1/L$) between them. In small QDs the kinetic term dominates, and the charge density peaks at the center of the dot (like non-interacting particles). Conversely in large dots, when the Coulomb interaction dominates, the energy of the system is minimized by the electrons localizing in space to minimize the electrostatic interaction energy. In analogy to the concept of the Wigner crystal state in bulk two-dimensional systems, these highly-correlated quasicrystalline states are termed “Wigner molecules”.

Assuming an effective mass m^* for the electrons the square QD is modeled by:

$$H = -\frac{\hbar^2}{2m^*} [\nabla_1^2 + \nabla_2^2] + V(\mathbf{r}_1) + V(\mathbf{r}_2) + \frac{e^2}{4\pi\epsilon|\mathbf{r}_1 - \mathbf{r}_2|} \quad (1)$$

where $V(\mathbf{r})$ is the confining potential. We choose this to be hard-wall with exact square symmetry, though our results will not qualitatively change under small deviations from perfect symmetry. The last term in Eq. (1) represents the Coulomb re-

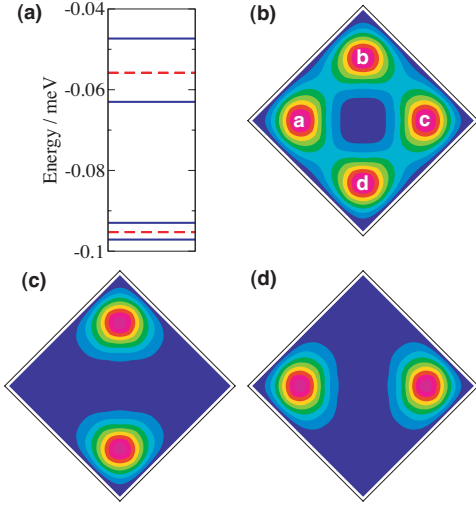


Figure 1: (Color online) Eigensystem of a GaAs dot with a side-length of $L = 800$ nm, obtained by exact diagonalization of the effective-mass Hamiltonian (Eq. 1). (a) The lowest two multiplets of states; singlets are shown with solid (blue) lines, triplets with dashed (red) lines. We consider only the dynamics of the lowest multiplet, consisting of two singlets ($|S_1\rangle$ and $|S_2\rangle$) with two degenerate triplets lying between them. (b) Charge distribution of the ground-state, showing the formation of a Wigner molecule, with peaks labeled $abcd$ near the dot corners. (c) Charge distribution of the symmetrized singlet state $|1\rangle = (|S_1\rangle + |S_2\rangle)/\sqrt{2}$, localized about bd . (d) Charge distribution of the antisymmetrized singlet state $|2\rangle$, localized about ac .

pulsion between the two electrons. In the strongly-correlated regime, in which the size of the square is large compared with the effective Bohr radius a_B (~ 10 nm in GaAs), eigenstates of this simple Hamiltonian are extremely demanding to obtain exactly. We show in Fig. 1(a) the low-lying energy spectrum of a GaAs QD with side-length 800 nm, obtained by diagonalizing the full two-electron Schrödinger equation. We see that two degenerate triplets ($|n\rangle$, $n = 3, 4, \dots, 8$) sit approximately (but not precisely) midway between two singlets ($|S_{1(2)}\rangle$), while all these 8 states are separated from the next multiplet of eigenstates by a relatively large gap. The charge distribution for the ground-state $|S_1\rangle$ is shown in Fig. 1(b), and clearly shows how the charge density strongly peaks near the corners of the QD. One can better appreciate the form of the states by defining linear combinations of the two singlets

$$|1\rangle = (|S_1\rangle + |S_2\rangle)/\sqrt{2} = |\Phi_1^S\rangle|\psi^-\rangle \quad (2)$$

$$|2\rangle = (|S_1\rangle - |S_2\rangle)/\sqrt{2} = |\Phi_2^S\rangle|\psi^-\rangle, \quad (3)$$

where $|\psi^-\rangle = (|\uparrow\downarrow\rangle - |\downarrow\uparrow\rangle)/\sqrt{2}$ is the singlet spinor, and $|\Phi_{1(2)}^S\rangle$ is the symmetric spatial component of the two-electron wave function. In Fig. 1(c) and 1(d) we plot the charge distribution of these states, clearly showing how they are localized at diagonally-opposite corners of the QD. For the triplets we adopt a similar labeling scheme

$$|3\rangle = |\Phi_1^A\rangle|\psi^+\rangle, |4\rangle = |\Phi_2^A\rangle|\psi^+\rangle, |5\rangle = |\Phi_1^A\rangle|\uparrow\uparrow\rangle, \quad (4)$$

$$|6\rangle = |\Phi_2^A\rangle|\uparrow\uparrow\rangle, |7\rangle = |\Phi_1^A\rangle|\downarrow\downarrow\rangle, |8\rangle = |\Phi_2^A\rangle|\downarrow\downarrow\rangle, \quad (5)$$

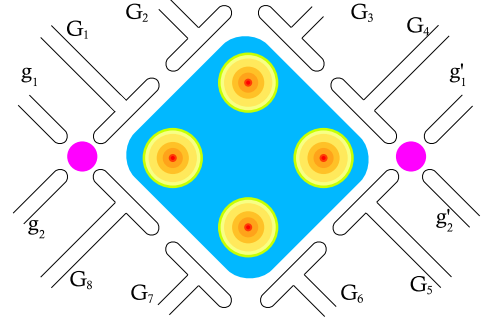


Figure 2: (Color online) Gate structure for a large QD (central shaded square), connected to two smaller QDs (pink circles) at opposite corners.

where $|\psi^+\rangle = (|\uparrow\downarrow\rangle + |\downarrow\uparrow\rangle)/\sqrt{2}$, and $|\Phi_1^A\rangle$ ($|\Phi_2^A\rangle$) is the anti-symmetric charge distribution, which resembles that of the states $|1\rangle$ and $|2\rangle$, being peaked at the same sites ac (bd). Note that while the triplets $|n\rangle$ ($n = 3, 4, \dots, 8$) are eigenvectors of H , the singlets $|1\rangle$ and $|2\rangle$ are not.

We can immediately write down an effective Hamiltonian for the low-lying energy eigenstates

$$H_{\text{eff}} = -\Delta_1|S_1\rangle\langle S_1| + \Delta_2|S_2\rangle\langle S_2| + E_0 \sum_{n=1}^8 |n\rangle\langle n|, \quad (6)$$

where E_0 is the energy of the two degenerate triplets, and Δ_1 (Δ_2) is the energy separation between the triplets and $|S_1\rangle$ ($|S_2\rangle$). By restricting ourselves to the ground manifold, and using the sum rule $\sum_{n=1}^8 |n\rangle\langle n| = I$, the effective Hamiltonian may be written in the charge-spin form

$$H_{\text{eff}} = E_0 I - \Delta(|1\rangle\langle 2| + |2\rangle\langle 1|) + J(\mathbf{s}_1 \cdot \mathbf{s}_2 - 1/4), \quad (7)$$

where $J = (\Delta_2 - \Delta_1)/2$ and $\Delta = (\Delta_1 + \Delta_2)/2$. This has the simple physical interpretation that the Coulomb repulsion pushes the electrons to diagonally-opposite corners, giving two charge states for each combination of spin. Whilst in the corners the spins of these electrons have an effective Heisenberg exchange interaction, with exchange constant J , and they may tunnel from one charge state to the other with amplitude Δ .

Dynamics – We now consider the time evolution of two electrons injected into the square dot so that one is located near a and the other near c (as labeled in Fig. 1(b)). This could be achieved in principle using surface gates as shown schematically in Fig. 2. Initially an electron is localized in each of the small dots adjacent to the large dots. These electrons are then transferred to the large dot by lowering barriers using gates G_1, G_8 and G_4, G_5 which are subsequently restored to their previous potentials after electron transfer has completed. If both electrons have the same spin, i.e. total $S_z = \pm 1$, then this spin will not subsequently change with time under the coherent evolution of the Hamiltonian (7) and the two electrons will therefore remain close to their parent

corners. However, if the two injected electrons are of opposite spin, then the state after injection will be an equal superposition of a singlet state and an $S_z = 0$ triplet state, which will subsequently change with time. Let us consider the state in which a spin-up electron is injected at corner a and a spin-down electron at corner c . We may approximate this state by

$$\begin{aligned} |\psi(0)\rangle &= \frac{|1\rangle + |3\rangle}{\sqrt{2}} \\ &= \frac{|\Phi_1^S\rangle + |\Phi_1^A\rangle}{\sqrt{2}} |\uparrow\downarrow\rangle - \frac{|\Phi_1^S\rangle - |\Phi_1^A\rangle}{\sqrt{2}} |\downarrow\uparrow\rangle. \end{aligned} \quad (8)$$

Note that both components correspond to spin-up at a and spin down at c since $\Phi_1^S + \Phi_1^A \sim 0$ except when $\mathbf{r}_1 \sim \mathbf{r}_a, \mathbf{r}_2 \sim \mathbf{r}_c$ and $\Phi_1^S - \Phi_1^A \sim 0$ except when $\mathbf{r}_1 \sim \mathbf{r}_c, \mathbf{r}_2 \sim \mathbf{r}_a$. Hence this state is unentangled. Under the Hamiltonian (7), the time-evolution of $|\psi(0)\rangle$ can be determined analytically as

$$|\psi(t)\rangle = \frac{e^{-iE_0t}}{\sqrt{2}} [e^{iJt} (\cos(\Delta t)|1\rangle + i \sin(\Delta t)|2\rangle) + |3\rangle], \quad (9)$$

choosing units with $\hbar = 1$. We see directly that at time $t^* = \pi/2\Delta$, for which $\sin(t^*\Delta) = 1$, we have a superposition of the two states $|2\rangle$ and $|3\rangle$ with the same probability of finding either of them. At time t^* , therefore, a simple single charge detection at *any corner* (let us say b) will project $|\psi(t^*)\rangle$ into a singlet (with the electrons in corners b and d) or a triplet (with electrons remaining in corners a and c). Hence, if we project the state into a singlet then it oscillates between corners bd and ac . Conversely, if we project it to the triplet then it is frozen in the corners a and c .

The probability of detecting the singlet state at time t , starting in the $S_z = 0$ subspace, is $P_2 = |\langle 2|\psi(t)\rangle|^2 = \frac{1}{2} \sin^2 \Delta t$. Thus P_2 oscillates harmonically with maximum probability 1/2 but independently of the exchange, J , which simply induces a phase factor in the singlet component of the wave function. This independence of J implies that our method of ‘filtering’ the singlet by measurement is *robust* to the size of the dot, for which the ratio J/Δ falls exponentially with increasing dot size[10]. This is not the case for other overlaps. For example, the probability of finding the initial state is

$$P_{\psi(0)} = |\langle \psi(0)|\psi(t)\rangle|^2 = \frac{1 + \cos^2 \Delta t + 2 \cos Jt \cos \Delta t}{4} \quad (10)$$

which shows that only for special cases (e.g. $J = 0$) does the system return to its starting state.

Applications – The ability to make singlet-triplet measurements paves the way to implement some quantum computation tasks such as entanglement swapping, or equivalently, teleportation. To achieve these we generate two singlet pairs outside a square QD as shown in Fig. 3(a). These pairs may be generated via surface gates in a similar fashion to those shown in Fig. 2 in which electrons are transferred from the surrounding 2DEG reservoir. The singlets are formed simply by cooling the system [4]. We then push one electron from each singlet pair into the big square QD as shown in Fig.

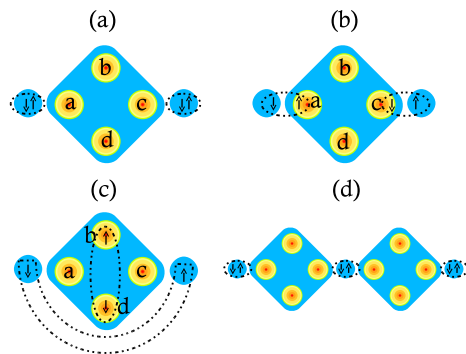


Figure 3: (Color online) (a) two small QDs, with a singlet pair in each, beside a large square QD (dashed lines denote entanglement); (b) One electron from each singlet is pushed into the square QD; (c) Entanglement swapping; (d) Scaling up the system to an array of QDs.

3(b). We now have two electrons in the corners a and c in the square QD and after time t^* we measure the charge at one corner. With probability of 1/4, the state of the electrons in the square QD collapses to a singlet at sites bd . In this case the two remaining electrons in the small QDs get entangled as another singlet, as shown in Fig. 3(c). This process is called *entanglement swapping* (or the *teleportation* of entanglement) and generates entanglement between distant particles. This scheme can be scaled up through a geometry shown in Fig. 3(d) where a series of empty square QDs are arranged between small QDs containing electron singlet pairs. By pushing one electron from each small QD to its neighboring square QD, one makes all small QDs empty except the two which terminate the array, that each hold one electron. Dynamical singlet-triplet measurement on all the square QDs generates a singlet between the electrons held in the terminating small dots when the result of all measurements is singlet. The probability of having this is $(1/4)^N$, where N is the number of square QDs.

When the result of measurement in Fig. 3(b) is a triplet, rather than a singlet, we can generate the so-called AKLT state [11]. Originally this was introduced as the ground state of the AKLT Hamiltonian [11], which models the interaction of a series of spin-1 particles with two spin-1/2 particles at the boundaries of a chain. The AKLT ground state can be generated by again starting with a series of spin-1/2 singlets in small QDs but this time, projecting two particles of neighboring singlets into a triplet to represent their spin-1 nature. This occurs with probability 3/4 when the result of the measurement in Fig. 3(b) is a triplet. This can also be scaled up with the geometry shown in Fig. 3(d), with probability of success is $(3/4)^N$ that all square QD states will be in a triplet state. The AKLT state can be used as resource for ground-code measurement-based quantum computation [8].

Gate Errors – The above results for the time-development of the initial state are exact, requiring only the energy parameters J and Δ , which can be obtained directly from the eigenenergies of the ground manifold of the effective-mass

L (nm)	Δ (meV)	J (meV)	$ \alpha ^2$	$ \beta ^2$	$E_{hf}(\mu\text{eV})$
100	0.814	-0.243	0.441	5.23×10^{-2}	1.74
200	0.145	-4.363×10^{-2}	0.445	3.63×10^{-5}	7.76×10^{-1}
400	2.11×10^{-2}	-5.05×10^{-3}	0.420	1.21×10^{-3}	3.88×10^{-1}
800	2.08×10^{-3}	-2.20×10^{-4}	0.453	2.78×10^{-4}	1.94×10^{-1}
1600	9.34×10^{-5}	-1.66×10^{-6}	0.490	6.02×10^{-6}	9.69×10^{-2}

Table I: Physical parameters for a GaAs QD. $|\alpha|^2$ and $|\beta|^2$ (Eq. (11)) are the projection of the initial state onto the singlet states $|1\rangle$ and $|2\rangle$ by applying a gating potential of 0.1 V.

Hamiltonian Eq. (1). However, these results are somewhat contrived in that the starting state lies precisely within the Hilbert space of the ground-manifold, and therefore remains within this ground manifold under time evolution. In any realistic situation these conditions will not be met and in particular the starting state will deviate from the idealized form, Eq. (8). It will contain small admixtures of the other base states in the ground manifold and excited singlet states. These admixtures will increase with decreasing dot size but should still give small errors for $L > 10a_B$, say. We can derive expressions for the fidelity starting with a more realistic state, $|\tilde{\psi}(0)\rangle$. This could be produced, for example, by applying a positive potential to gates located near the sites a and c . In the numerical calculations, this was modeled by dividing the square dot into four quadrants and applying a constant positive potential to the two diagonally opposite quadrants that contain the corners a and c . In this scheme setting the gating potential to 0.1 V yields values for the overlap $\langle\tilde{\psi}(0)|\psi(0)\rangle$ of 0.80, 0.940, and 0.97 for QDs of $L = 200$ nm, 800 nm and 1200 nm respectively, which are reasonably close to unity, and could be enhanced further by using more elaborate gating potentials. We may derive an expression for the fidelity with this more realistic initial state by expanding $|\tilde{\psi}(0)\rangle$ in terms of $|\psi(0)\rangle$, $(|1\rangle - |3\rangle)/\sqrt{2}$ and the remaining eigenstates of the full effective-mass Hamiltonian. After time evolution and projection onto $|2\rangle$ we obtain

$$P_2^e = |\langle 2|\tilde{\psi}(t)\rangle|^2 = (\alpha \sin \Delta t)^2 - 2\alpha\beta \sin Jt \sin \Delta t + \beta^2 \quad (11)$$

where $\alpha = \langle 1|\tilde{\psi}(0)\rangle$ and $\beta = \langle 2|\tilde{\psi}(0)\rangle$. Note that P_2^e is independent of excited states, and since $|\alpha|^2 \sim 1/2$, $|\beta|^2 \sim 0$, it is robust to gate errors. This is illustrated in Table I where we see only small deviations from the ideal P_2 , even for the smallest dot of $L = 100$ nm, the main effect being a suppression of the maxima and enhancement of the minima.

Charge measurement – For simplicity we have so far assumed that charge detection may be made on a timescale much less than the coherent charge evolution time t^* . Typical values of t^* , however, being of the order of nanoseconds for our parameters (see Table I) are challenging to measure directly in experiment. For practical implementation, we propose a similar scheme to Ref. [9], which is able to achieve an acceptable time resolution. At the moment of measurement we restore the quadrant gate-potentials (used previously to ini-

tialize the system) to freeze the dynamics of the electrons. A strong charge measurement at one of the corners of the QD can then be made to project the state into a singlet or triplet.

Charge dephasing – Charge dephasing reduces the coherence between $|1\rangle$ and $|2\rangle$ in Eq. (9), but since our measurement projects onto these states anyway, it does not fundamentally affect our scheme. By damping the sinusoidal oscillations between $|1\rangle$ and $|2\rangle$, charge dephasing also reduces $P_2(t^*) = |\langle 2|\psi(t^*)\rangle|^2$ such that in the extreme case of very strong decoherence it goes to 1/4. In this case if $|2\rangle$ is detected successfully the scheme is completed as before, giving entanglement swapping. Otherwise, we end up with a superposition of $|1\rangle$ and $|3\rangle$, as in the initial state (except for the amplitude of $|1\rangle$ being reduced), which again undergoes damped oscillations. By repeating this process one can reliably (with exponential improvement according to number of trials) discriminate between singlets and triplets in the initial state. However, due to our fast dynamics this extreme case is very unlikely. As an example, for $L = 400$ nm we have $t^* = 0.3$ ns, which is safely below the dephasing time $T_2 \sim 1 - 2$ ns in a system with comparable size [9].

Hyperfine interaction – Another source of decoherence is the hyperfine interaction between electrons and nuclei [12]. This can be estimated by replacing the effect of the nuclei with an effective magnetic field \vec{B} coupled to the electron spin as $H_h = \hbar\gamma_e \vec{B} \cdot \vec{\sigma}$, where $\gamma_e = g\mu_B/\hbar$ and $\vec{\sigma} = (\sigma_x, \sigma_y, \sigma_z)$ are the Pauli matrices. \vec{B} has a Gaussian random distribution with a variance B_n [12]. The major effect of the hyperfine interaction is to mix the spin-subspaces. Due to the fast evolution, the first maximum of $P_2(t)$ is relatively unaffected for typical energy values of $E_{hf} = \hbar\gamma_e B_n$, given in Table I. As an example, for $L = 400$ nm ($t^* = 0.3$ ns), the decoherence time scale of hyperfine interaction is 10.7ns.

Conclusions – We have shown that the dynamics of a pair of electrons in a large square QD can be used to perform singlet-triplet spin measurement using just a single charge detection. This is accessible to current technology and unlike previous schemes, it is fast, deterministic and coherent. Repeating the singlet-triplet measurement to a chain enables entanglement swap over a distance and the generation of AKLT state in a way that would enable proof of principle quantum information experiments. Furthermore, coherent evolution of the system is considerably faster than the dephasing time T_2 imposed by the hyperfine interaction. Our low-energy analytic description is valid for a wide range of parameters, particularly for typical experimental values of the QD parameters.

Acknowledgments – AB and SB are supported by the EPSRC. JGC was supported by the QIPIRC. SB acknowledges the Royal Society and the Wolfson Foundation. CEC was supported by the MICINN (Spain) through grant FIS-2007-65723, and the Ramón y Cajal Program. JHJ acknowledges support from the UK Ministry of Defence.

-
- [1] D. Loss and D. P. DiVincenzo, Phys. Rev. A **57**, 120 (1998).
- [2] J. M. Taylor, *et al.*, Phys. Rev. B **76** 035315 (2007).
- [3] R. Hanson *et al.*, Phys. Rev. Lett. **94**, 196802 (2005).
- [4] J. R. Petta, Science **309**, 2180 (2005).
- [5] R. Hanson and G. Burkard, Phys. Rev. Lett. **98**, 050502 (2007).
- [6] C. H. Bennett, *et al.*, Phys. Rev. Lett. **70**, 1895 (1993).
- [7] M. Zukowski, A. Zeilinger, M. A. Horne, A. K. Ekert, Phys. Rev. Lett. **71**, 4287 (1993).
- [8] G. Brennen and A. Miyake, Phys. Rev. Lett. **101**, 010502 (2008).
- [9] G. Shinkai, T. Hayashi, T. Ota and T. Fujisawa, Phys. Rev. Lett. **103**, 056802 (2009).
- [10] C.E. Creffield, W. Häusler, J.H. Jefferson, and S. Sarkar, Phys. Rev. B **59**, 10719 (1999).
- [11] I. Affleck, T. Kennedy, E. H. Lieb and H. Tasaki, Commun. Math. Phys. **115**, 477 (1988).
- [12] I. A. Merkulov, A. L. Efros and M. Rosen, Phys. Rev. B **65**, 205309 (2002); D. Paget, G. Lampel, B. Sapoval and V. Safarov, Phys. Rev. B **15**, 5780 (1977).