

# Phase transition and annealing in quantum random energy models

Carlo Presilla<sup>1,2,3</sup> and Massimo Ostilli<sup>4,2</sup>

<sup>1</sup>*Dipartimento di Fisica, Università di Roma “La Sapienza”, Piazzale A. Moro 2, Roma 00185, Italy*

<sup>2</sup>*Statistical Mechanics and Complexity, INFN-CNR Research and Development Center, Roma, Italy*

<sup>3</sup>*INFN, Sezione di Roma 1, Roma, Italy*

<sup>4</sup>*Departamento de Física da Universidade de Aveiro, 3810-193 Aveiro, Portugal*

(Dated: November 13, 2018)

By using a previously established exact characterization of the ground state of random potential systems in the thermodynamic limit, we determine the ground and first excited energy levels of quantum random energy models, discrete and continuous, and rigorously establish the existence of a first order quantum phase transition. Our analysis, corroborated by Monte Carlo simulations, suggests that the presence of an exponentially vanishing minimal gap at the transition does not prevent the success of a quantum annealing algorithm.

PACS numbers: 03.67.Ac,64.70.Tg,75.10.Nr,02.70.Ss

In the last two decades, the perspective to realize a physical device representing a quantum computer (QC) has motivated a fervent research activity concerning the algorithms that could best exploit the intrinsic quantum properties of such a computer as opposed to the classical ones of current computers [1]. In particular, in more recent years, there has been a growing interest toward the possibility to perform a quantum annealing (QAn) [2, 3] as opposed to a thermal annealing [4]. A pictorial viewpoint in fact suggests that in order to get the ground state (GS) of a given classical Hamiltonian  $V$ , the thermal fluctuations, introduced to avoid the system to be trapped in local minima, could be replaced by quantum fluctuations able to outperform the former due to tunneling effects. To this aim, several kinds of quantum adiabatic (QAd) algorithms have been proposed via the implementation of an interpolating Hamiltonian  $H(\Gamma) = V + \Gamma K$ , where  $K$  is an operator which does not commute with  $V$ . The adiabatic theorem [5] ensures that for sufficiently slow changes of the parameter  $\Gamma$  the interpolating system remains in its GS so that the original GS of  $V$  can be recovered in the limit  $\Gamma \rightarrow 0$ . Unfortunately, it is likely that the interpolating Hamiltonian  $H(\Gamma)$  undergoes a first order phase transition at some value  $\Gamma = \Gamma_c$ , where the energy gap  $\Delta$  between the first excited state and the GS becomes exponentially small in the system size  $N$ [6, 7]. In this case, a QAd decrease of  $\Gamma$  starting from some value  $\Gamma > \Gamma_c$ , where the GS of  $H(\Gamma)$  is found with ease, requires an exponentially long time. Otherwise, by decreasing  $\Gamma$  in a polynomial time the system evolves into a state which is the combination of several instantaneous eigenstates of  $H(\Gamma)$ .

In this letter, we show that, despite the above pessimistic scenario, a QC could still be used to evaluate the GS of  $V$  by a QAn scheme with a number of annealing steps polynomial in the system size. We illustrate our idea in the case in which  $V$  is a general random energy model (REM) with discrete or continuous distribution of the levels. For any choice of  $K$ , provided that  $K$  has zero

diagonal elements in the representation in which  $V$  is diagonal,  $H(\Gamma) = V + \Gamma K$  is a quantum random energy model (QREM) belonging to the class of systems studied in [8]. For these systems, we have exactly characterized the GS and found a sufficient condition for the existence of a first order quantum phase transition [8]. We use these results to study the ground and first excited energy levels of a generic QREM. Our analysis suggests that the fraction of QREM samples for which the above described QAn scheme is unsuccessful, may vanish as  $t^{-1}$ , where  $t$  is the computation time required by one annealing step of the algorithm if implemented on a QC. The only condition is that the distribution of the gap values at  $\Gamma = 0$  does not take a  $\delta$ -like contribution in  $\Delta = 0$ . We have checked this scenario by Monte Carlo (MC) simulations.

*Ground state of random potential systems.* In [8] we have determined the exact ground state of a class of Hamiltonian models defined by a generic hopping operator of dimension  $M$  and a potential taking  $M$  i.i.d. random values. For this class of models, in the thermodynamic limit the energy  $E_0$  of the GS is related to the lowest level  $E_0^{(0)}$  of the hopping operator by

$$\int \frac{P(V)}{E_0 - V} dV = \frac{1}{E_0^{(0)}}, \quad E_0 \leq \mathbf{E}(V_{(1)}), \quad (1)$$

where  $P(V)$  is the distribution of the random potential values  $V$  and  $\mathbf{E}(V_{(k)})$  is the expectation of the associated  $k$ -th order statistic [9], i.e. the expectation of the  $k$ -th smallest value among the  $M$  values of  $V$  drawn according to  $P(V)$ . Note that, whereas  $E_0^{(0)}$  is deterministic,  $E_0$  is random and (1) is an equation for the expectation  $\mathbf{E}(E_0)$ . However, we assume that  $E_0$  is self-averaging which justifies the above notation. The integration interval in (1) corresponds to the support  $(V_{\min}, V_{\max})$  of  $P(V)$ . If, by changing a parameter below some threshold, e.g.  $\Gamma < \Gamma_c$  in the case  $H(\Gamma) = V + \Gamma K$ , the solution of the integral equation in (1) becomes incompatible with the constraint  $E_0 \leq \mathbf{E}(V_{(1)})$ , then the GS of the system freezes into that for which  $V$  is the minimum occurred value of the given

sample and  $E_0(\Gamma) = \mathbb{E}(V_{(1)})$  for any  $\Gamma < \Gamma_c$ . A sufficient condition for this first order quantum phase transition to take place is that  $P(V) \rightarrow 0$  when  $V \rightarrow V_{\min}$  [8]. If  $V_{\min} = -\infty$ , the normalization of  $P(V)$  ensures that this condition is always satisfied.

*Discrete and continuous QREMs.* We define discrete and continuous QREMs by the Hamiltonian  $H = \Gamma K + V$  acting on the  $M = 2^N$  spin states  $|\mathbf{n}\rangle = |n_1\rangle|n_2\rangle \dots |n_N\rangle$ , where  $|n_i\rangle$  is eigenstate of the Pauli matrix  $\sigma_i^z$ ,  $i = 1, \dots, N$ . The hopping operator  $K$  is chosen as the sum of single-flip operators  $K = -\sum_{i=1}^N \mathbb{1}_1 \otimes \mathbb{1}_2 \otimes \dots \otimes \sigma_i^x \otimes \dots \otimes \mathbb{1}_N$ ,  $\sigma_i^x$  being the Pauli matrix acting on the  $i$ -th spin. More general forms for  $K$  can be considered and tackled in a similar way. The potential  $V$  is a diagonal operator with elements  $V_{\mathbf{n}} = \langle \mathbf{n} | V | \mathbf{n} \rangle$  i.i.d. random variables drawn with distribution  $P(V)$ . As an example of discrete QREMs we will consider the case in which  $V$  takes the values  $V_k = -J(N - 2k)$ ,  $k = 0, 1, \dots, N$ , with probability mass function  $P(V_k) = 2^{-N} \binom{N}{k}$ . We will refer to this model as the binomial QREM. As an example of continuous models we will assume for  $V$  the classical Derrida REM [10] in which  $V \in (-\infty, +\infty)$  with probability density function  $P(V) = (\pi N J^2)^{-1/2} \exp(-V^2/(N J^2))$ . We will refer to this model as the Gaussian QREM.

In the thermodynamic limit  $N \rightarrow \infty$ , the integral in Eq. (1) can be performed exactly by the saddle-point method. The spectrum of  $\Gamma K$  is trivial and, in particular, the lowest energy level is  $E_0^{(0)} = -\Gamma N$ . Equation (1) thus provides, see also Fig. 1,

$$E_0 = \begin{cases} \mathbb{E}(V_{(1)}) & \Gamma < \Gamma_c \\ -\Gamma N & \Gamma \geq \Gamma_c \end{cases}, \quad (2)$$

where  $\Gamma_c = \lim_{N \rightarrow \infty} -\mathbb{E}(V_{(1)})/N$ . Stated in this form, the result applies to any QREM. In the binomial case  $\mathbb{E}(V_{(1)}) = -JN + O(1)$ , whereas in the Gaussian model  $\mathbb{E}(V_{(1)}) = -JN\sqrt{\ln 2} + O(1)$ . The critical hopping parameter separating the frozen and paramagnetic phases is then  $\Gamma_c = J$  and  $\Gamma_c = J\sqrt{\ln 2}$ , respectively.

By introducing auxiliary Hamiltonians, we can use again Eq. (1) to evaluate excited eigenvalues of  $H$ . Suppose, at first, that we are in the frozen phase  $\Gamma N < -\mathbb{E}(V_{(1)})$ . For a given realization of the random potential  $V$ , the ground state of  $H$  is  $|\mathbf{n}_0\rangle$ ,  $\mathbf{n}_0$  being the configuration for which  $V_{\mathbf{n}_0} = \min_{\mathbf{n}} \{V_{\mathbf{n}}\}$ . We then introduce the Hamiltonian  $\tilde{H} = H - V_{\mathbf{n}_0} |\mathbf{n}_0\rangle\langle \mathbf{n}_0|$  whose lowest eigenvalue  $\tilde{E}_0$  coincides with the first excited level  $E_1$  of  $H$ . Note that  $\tilde{H}$  describes a system with random potential  $\tilde{V}$  having distribution  $\tilde{P}(\tilde{V})$  such that  $\tilde{\mathbb{E}}(\tilde{V}_{(1)}) = \mathbb{E}(V_{(2)})$ . Moreover, the operators  $\tilde{H}$  and  $H$  have the same non-diagonal part, i.e.  $\tilde{E}_0^{(0)} = E_0^{(0)}$ , so that from (1) we find

$$\tilde{E}_0 = \begin{cases} \mathbb{E}(V_{(2)}) & \Gamma < -\mathbb{E}(V_{(2)})/N \\ -\Gamma N & \Gamma \geq -\mathbb{E}(V_{(2)})/N \end{cases}. \quad (3)$$

We proceed with a similar analysis in the paramagnetic phase. For  $\Gamma N \gg -\mathbb{E}(V_{(1)})$ , the ground state of

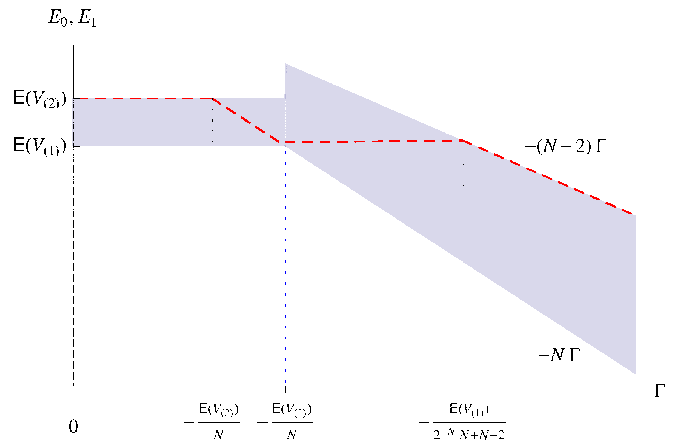


FIG. 1: Lowest two energy levels  $E_0$  and  $E_1$  (bottom and top edges of the shaded area, respectively) for a QREM in the thermodynamic limit as a function of the hopping parameter  $\Gamma$ . The dashed line represents the finite- $N$  estimate (3) and (4) for  $E_1$ . As  $N \rightarrow \infty$  the critical points (dotted vertical lines) concur at  $\Gamma_c$  where  $E_1$  develops a  $O(1)$  discontinuity.

$H$  approaches  $|\mathbf{n}_1\rangle$ , the ground state of  $K$ . Observing that  $\mathbb{E}(\langle \mathbf{n}_1 | H | \mathbf{n}_1 \rangle) = -\Gamma N$  exactly for any  $\Gamma$ , we assume  $|\mathbf{n}_1\rangle$  to represent an effective ground state in all the paramagnetic region. We then introduce the Hamiltonian  $\tilde{H} = H + \Gamma N |\mathbf{n}_1\rangle\langle \mathbf{n}_1|$  which, we guess, has the average lowest eigenvalue  $\tilde{E}_0$  coincident with the average first excited level  $E_1$  of  $H$ . Note that  $\tilde{H}$  describes a system with random potential  $\tilde{V} = V + \Gamma N 2^{-N}$  having distribution  $\tilde{P}(\tilde{V}) = P(V)$ . The non-diagonal part of  $\tilde{H}$  is  $\Gamma K + \Gamma N 2^{-N} U$  where  $U$  has matrix elements  $U_{\mathbf{n}, \mathbf{n}'} = 1 - \delta_{\mathbf{n}, \mathbf{n}'}$ . It can be shown that any one of the  $N$ -degenerate first excited states of  $K$  is a ground state of  $K + N 2^{-N} U$  with eigenvalue  $-(N - 2) - N 2^{-N}$ . By inserting  $\tilde{E}_0^{(0)} = -\Gamma(N - 2) - \Gamma N 2^{-N}$  and  $\tilde{\mathbb{E}}(\tilde{V}_{(1)}) = \mathbb{E}(V_{(1)}) + \Gamma N 2^{-N}$  into Eq. (1) for  $\tilde{H}$ , we get

$$\tilde{E}_0 = \begin{cases} \mathbb{E}(V_{(1)}) + \Gamma N 2^{-N} & \Gamma < \frac{-\mathbb{E}(V_{(1)})}{N - 2 + N 2^{-N}} \\ -\Gamma(N - 2) & \Gamma \geq \frac{-\mathbb{E}(V_{(1)})}{N - 2 + N 2^{-N}} \end{cases}. \quad (4)$$

We combine Eqs. (3) and (4) to obtain the expectation  $E_1$  of the first excited level of  $H$ . Observing that  $\lim_{N \rightarrow \infty} (\mathbb{E}(V_{(2)}) - \mathbb{E}(V_{(1)}))/N = 0$ , we conclude that in the thermodynamic limit, see also Fig. 1,

$$E_1 = \begin{cases} \mathbb{E}(V_{(2)}) & \Gamma < \Gamma_c \\ -\Gamma(N - 2) & \Gamma \geq \Gamma_c \end{cases}. \quad (5)$$

Equation (1) and hence  $E_0$  and  $E_1$  found above are exact up to terms  $O(N^{-\alpha})$  with  $\alpha > 0$  in the frozen phase and up to terms  $O(1)$  in the paramagnetic one [8]. However, the errors obtained for  $E_0$  and  $E_1$  in the region  $\Gamma \geq \Gamma_c$  have to match when  $N \rightarrow \infty$ . It follows that for  $N \rightarrow \infty$  the average gap  $\mathbb{E}(\Delta) = E_1 - E_0$  is

$$\mathbb{E}(\Delta) = \begin{cases} \mathbb{E}(V_{(2)}) - \mathbb{E}(V_{(1)}) & \Gamma < \Gamma_c \\ 2\Gamma & \Gamma \geq \Gamma_c \end{cases}. \quad (6)$$

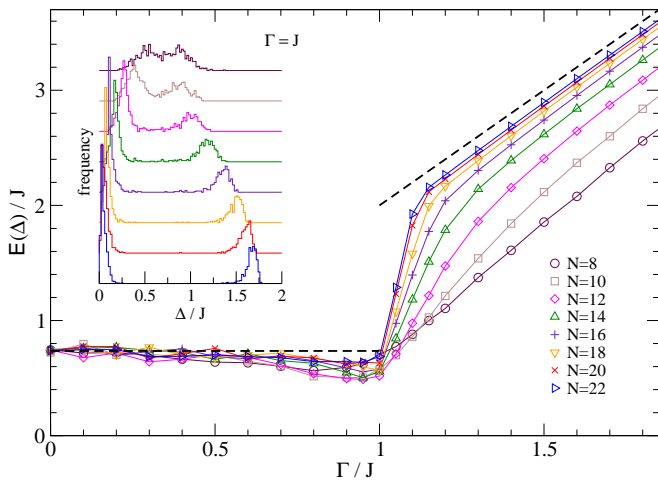


FIG. 2: Average gap  $E(\Delta)$  in the binomial QREM as a function of  $\Gamma$  for different system sizes  $8 \leq N \leq 22$ . The dashed line is the predicted value in the thermodynamic limit whereas for each size  $N$  the symbols joined by straight lines are the averages from exact numerical diagonalization of 1000 system samples. Inset: histograms of the frequencies of the gap values evaluated at  $\Gamma = \Gamma_c$  (size  $8 \leq N \leq 22$  from top to bottom, curves shifted for the sake of clarity).

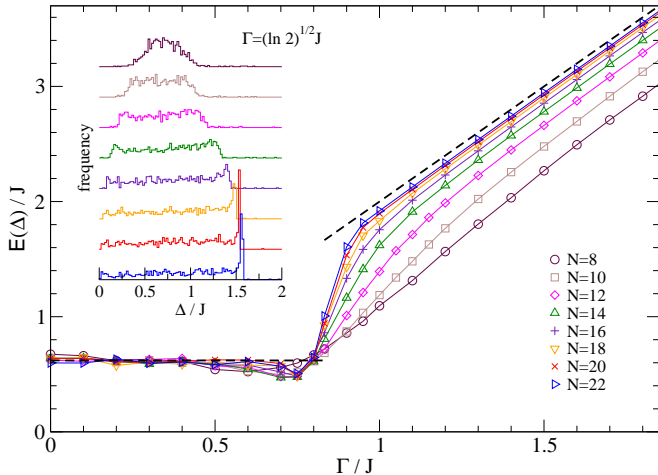


FIG. 3: As in Fig. 2 for the Gaussian QREM.

In the frozen phase, the average gap is a constant which amounts to  $E(\Delta)/J = 2/e$  in the binomial case and  $E(\Delta)/J \simeq 0.6$  in the Gaussian model.

The results of Eqs. (2), (5) and (6) have been compared with those from exact numerical diagonalizations [13] of  $H$  for different finite values of the system size  $N$ . In Figs. 2 and 3 we show the behavior of the average gap in the binomial and Gaussian QREMs, respectively. In both cases, the numerical data obtained for  $N$  from 8 to 22 exhibit a systematic convergence toward the thermodynamic limit (6).

Our numerical data confirm that, as usually assumed, the extensive quantities  $E_0$  and  $E_1$  are self-averaging.

For the gap we observe a different behavior. In the paramagnetic phase  $\Delta$  is self-averaging whereas this property is lost in the frozen phase. In the inset of Figs. 2 and 3 we show the frequencies of the gap values at the critical point for the binomial and the Gaussian QREMs, respectively. These frequencies, evaluated from a set of 1000 system samples, have been checked to be a good approximation of the exact distributions of  $\Delta$  at the chosen sizes  $N$ . It is evident that  $\lim_{N \rightarrow \infty} E(\Delta^2)/E(\Delta)^2 \neq 1$  for both the binomial and the Gaussian QREMs. The same conclusion is reached in the whole range  $0 \leq \Gamma \leq \Gamma_c$ .

The gap distributions for the binomial and the Gaussian QREMs have well distinct shapes in the frozen phase. In the discrete model, when  $\Gamma$  is decreased below  $\Gamma_c$  the gap values concentrate around  $\Delta = 0, 2J, 4J, \dots$ . Including only terms not vanishing in the limit  $N \rightarrow \infty$ , at  $\Gamma = 0$  the gap distribution becomes  $q_N(\Delta) = r_N \delta(\Delta) + (1 - r_N) \delta(\Delta - 2J)$ , where  $r_N$  can be calculated analytically and for  $N$  large approaches  $1 - 1/e$ . In the continuous model, the gap values are evenly distributed in the range  $0 \leq \Delta \leq 2\Gamma_c$  for  $\Gamma \lesssim \Gamma_c$ . The distribution smoothly deforms by decreasing  $\Gamma$  and at  $\Gamma = 0$  becomes

$$q_N(\Delta) = \theta(\Delta) \frac{2^N (2^N - 1)}{\pi \sqrt{N} J^2} \int_{-\infty}^{+\infty} e^{-t^2 - (t + \Delta/\sqrt{N} J^2)^2} \times [\text{Erfc}(t + \Delta/\sqrt{N} J^2)/2]^{2^N - 2} dt. \quad (7)$$

The logarithm of (7) is well approximated by the first two terms of its Taylor expansion at  $\Delta = 0$ . By using the normalization condition, we then have  $q_N(\Delta) \simeq q_N(0) \exp[-q_N(0)\Delta]$ , where  $q_N(0)$  quickly saturates for  $N \rightarrow \infty$  to a constant value near  $1/(0.6J)$ .

Despite the gap value is non self-averaging, it is possible to define a related quantity with this property. For a finite size  $N$ , consider the gap  $\Delta(\Gamma)$  of a system sample. By varying  $\Gamma$ , the gap has a minimum at  $\Gamma = \Gamma_{\min}$ , see Fig. 4 for an example, and one can introduce  $\Delta_{\min} = \min_{\Gamma \geq 0} \Delta(\Gamma)$ . In Ref. [6] this minimal gap has been extensively studied by analytical and numerical tools in the case of the Gaussian QREM. Our numerical computations confirm the findings of [6] and we conclude that *i*)  $\Delta_{\min}$  and  $\Gamma_{\min}$  are self-averaging quantities, *ii*)  $E(\Delta_{\min})$  vanishes as  $2^{-N/2}$  for  $N \rightarrow \infty$  and *iii*)  $\lim_{N \rightarrow \infty} E(\Gamma_{\min}) = \Gamma_c$ .

The fact that the *self-averaging* minimal gap  $\Delta_{\min}$  vanishes exponentially with the system size  $N$  implies an adiabatic time  $t > \Delta_{\min}^{-1}$  exponentially long with  $N$  for *almost any* system sample. In principle, one can hope to elude this limitation by using an adiabatic path in which also  $V$  is changed and the transit through a gap minimum avoided [11]. However, it is not clear how to realize this path in general.

The situation is different in a non adiabatic QAn scheme. In this case the algorithm is required to provide a solution close to the GS of  $H(\Gamma)$  only for  $\Gamma \simeq 0$  and the condition on the evolution time is  $t > \Delta(0)^{-1}$ .

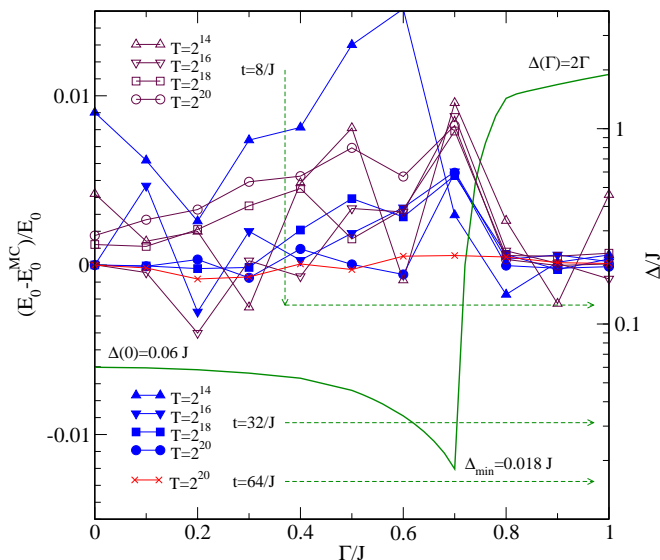


FIG. 4: Relative error in evaluating the ground state energy by MC simulations (symbols joined by straight lines, left scale) in a Gaussian QREM sample with  $N = 20$  spins. The hopping parameter  $\Gamma$  is decreased stepwise from the value  $\Gamma = J$  and at each step  $E_0^{MC}$  is evaluated by executing  $T$  random walks in the configuration space for a time  $t = 8/J$  (unfilled symbols,  $T = 2^{14}, \dots, 2^{20}$ ),  $t = 32/J$  (filled symbols,  $T = 2^{14}, \dots, 2^{20}$ ) or  $t = 64/J$  (crosses,  $T = 2^{20}$ ). The gap of the system sample  $\Delta(\Gamma)$  is shown (solid line, right scale) in comparison with the chosen  $t^{-1}$  values (dashed arrows).

Since  $\Delta$  is non self-averaging, even for  $N$  large it depends on the system sample if this condition does apply or not. The fraction of system samples of size  $N$  having  $\Delta(0) \leq t^{-1}$  is  $f_N(t) = \int_0^{1/t} q_N(\Delta) d\Delta$ . In the binomial case we have  $f_N(t) = r_N$ , whereas in the Gaussian model  $f_N(t) \lesssim q_N(0)/t$ . We conclude that for  $N$  large the fraction of Gaussian QREM samples for which a QAn algorithm is not feasible vanishes as  $t^{-1}$ , whereas in the binomial case this fraction is  $1 - 1/e$ .

We have verified the above scenario by means of MC simulations. We use a MC algorithm based on the same *exact* probabilistic representation of quantum dynamics from which Eq. (1) has been derived [12]. The matrix elements of the imaginary time evolution operator  $\exp(-Ht)$  obtained by this algorithm are exact except for the statistical error caused by the use of a necessarily finite number of random walks in the configuration space.

Figure 4 shows the results of QAn scheme applied to one Gaussian QREM sample of size  $N = 20$ . The hopping parameter  $\Gamma$  is decreased stepwise from the value  $\Gamma = J$  and, for every step, we compare the exact ground state energy  $E_0(\Gamma)$ , obtained by numerical diagonalization, with  $E_0^{MC}(\Gamma, t)$ , the lowest energy level estimated by the MC after an evolution time  $t$ . The MC executes a set of  $T$  random walks in each annealing step starting from those configurations reached at the end of the

previous step. In Fig. 4 we also show the gap  $\Delta(\Gamma)$  of the system sample under examination. This gap has a minimum  $\Delta_{\min} \simeq 0.018J$  at  $\Gamma_{\min} \simeq 0.7J$ , whereas its value at  $\Gamma = 0$  is  $\Delta(0) \simeq 0.06J$ . For an evolution time  $t = 8/J < \Delta(0)^{-1}$ , the value of  $E_0^{MC}(\Gamma, t)$  obtained for  $\Gamma \rightarrow 0$  may occasionally provide the correct result  $E_0(0) = \min_n \{V_n\}$ , see data for  $T = 2^{16}$ , but erratic results are produced for different values of  $T$ . On the other hand, whenever  $t > \Delta(0)^{-1}$  a systematic convergence  $E_0^{MC}(\Gamma, t) \rightarrow E_0(0)$  is observed for  $\Gamma \rightarrow 0$  by increasing  $T$ . Note that for  $t = 32/J$  the error  $E_0^{MC}(\Gamma, t) - E_0(\Gamma)$  has a maximum in the  $\Gamma$  region where  $t \lesssim \Delta(\Gamma)^{-1}$ . For  $t = 64/J > \Delta_{\min}^{-1}$ , a QAd condition is fulfilled and  $E_0^{MC}(\Gamma, t)$  is close to  $E_0(\Gamma)$  for any value of  $\Gamma$ .

In the QAn scheme realized by MC simulations the total computation time needed to evaluate  $E_0$  at  $\Gamma = 0$  is  $ktT$ , where  $k$  is the number of annealing steps. The size of each annealing step is not critical and smoothly dependent on the system of size  $N$ . On the other hand, the number of random walks  $T$  for which convergence is obtained, provided  $t > \Delta(0)^{-1}$ , roughly increases as  $2^N$ . Thus the total computation time is seen to increase exponentially with the system size  $N$ . The conclusion would be drastically different by using a quantum computer, say with a number of qubits  $\geq N$ . In that case, we wouldn't be in need of a classical probabilistic representation of the matrix elements of  $\exp(-Ht)$  and the total computation time would drop to  $kt$ .

- 
- [1] A. Barenco, C. H. Bennett, R. Cleve, D. P. DiVincenzo, N. Margolus, P. Shor, T. Sleator, J. A. Smolin, and H. Weinfurter, Phys. Rev. A **52**, 3457 (1995).
  - [2] A. B. Finnila, M. A. Gomez, C. Sebenik, C. Stenson, and J. D. Doll, Chemical Physics Letters **219**, 343 (1994).
  - [3] T. Kadowaki and H. Nishimori, Phys. Rev. E **58**, 5355 (1998).
  - [4] S. Kirkpatrick, C. D. J. Gelatt, and M. P. Vecchi, Science **220**, 671 (1983).
  - [5] D. Griffiths, *Introduction to Quantum Mechanics* (Addison-Wesley, 2005), 2nd ed.
  - [6] T. Jörg, F. Krzakala, J. Kurchan, and A. C. Maggs, Phys. Rev. Lett. **101**, 147204 (2008).
  - [7] T. Jorg, F. Krzakala, J. Kurchan, A. C. Maggs, and J. Pujos (2009), arXiv:0912.4865.
  - [8] M. Ostili and C. Presilla, Journal of Statistical Mechanics: Theory and Experiment **2006**, P11012 (2006).
  - [9] N. L. Johnson, A. W. Kemp, and S. Kotz, *Univariate Discrete Distributions* (Wiley, 2005), 3rd ed.
  - [10] B. Derrida, Phys. Rev. Lett. **45**, 79 (1980).
  - [11] E. Farhi, J. Goldstone, D. Gosset, S. Gutmann, H. B. Meyer, and P. Shor (2009), arXiv:0909.4766.
  - [12] M. Ostili and C. Presilla, Journal of Physics A: Mathematical and General **38**, 405 (2005).
  - [13] We used the ARPACK software based on a variant of the Arnoldi method, see D. C. Sorensen, SIAM J. Matrix Analysis and Applications **13**, 357 (1992).