

The Mass of the Higgs Boson in the Standard Electroweak Model

Jens Erler*

*Departamento de Física Teórica, Instituto de Física,
Universidad Nacional Autónoma de México, 04510 México D.F., México*[†]
(Dated: November 22, 2018)

An updated global analysis within the Standard Model (SM) of all relevant electroweak precision and Higgs boson search data is presented with special emphasis on the implications for the Higgs boson mass, M_H . Included are, in particular, the most recent results on the top quark and W boson masses, updated and significantly shifted constraints on the strong coupling constant, α_s , from τ decays and other low energy measurements such as from atomic parity violation and neutrino deep inelastic scattering. The latest results from searches for Higgs production and decay at the Tevatron are incorporated together with the older constraints from LEP 2. I find a trimodal probability distribution for M_H with a fairly narrow preferred 90% CL window, $115 \text{ GeV} \leq M_H \leq 148 \text{ GeV}$.

PACS numbers: 14.80.Bn, 12.15.-y

Keywords: Higgs boson, electroweak precision data

I. INTRODUCTION

One of the prime missions of the Large Hadron Collider (LHC) at CERN is the search for the Higgs boson. Within the SM, its existence is solidly predicted but only some semi-quantitative theoretical constraints exist for its mass. If the SM is the correct low-energy theory only up to a new physics scale which is itself not much larger than M_H , one would find at one-loop order and neglecting all couplings other than the Higgs self-coupling λ , the "triviality" condition,

$$\frac{M_H^2}{v^2} \ln \frac{M_H^2}{v^2} < \frac{8\pi^2}{3}, \quad M_H < 816 \text{ GeV},$$

where $v = 246.22 \text{ GeV}$ is the Higgs vacuum expectation value. This is very close to the bound obtained from the requirement of unitarity of the partial S-wave amplitude of elastic Goldstone boson scattering [1],

$$\frac{M_H^2}{v^2} < \frac{16\pi}{5}, \quad M_H < 781 \text{ GeV}.$$

Requiring the absence of a Landau pole in λ up to the reduced Planck scale, $\kappa_P = 2.4 \times 10^{18} \text{ GeV}$, yields in the same approximation as above,

$$\frac{M_H^2}{v^2} < \frac{4\pi^2}{3} \ln^{-1} \frac{\kappa_P}{v}, \quad M_H < 147 \text{ GeV},$$

while a refined analysis including top quark mass, m_t , and two-loop effects gives $M_H \lesssim \mathcal{O}(m_t)$ [2]. Vacuum stability, *i.e.*, the requirement that the scalar potential is bounded below, implies the lower bound (driven by the large top quark Yukawa coupling), $M_H \gtrsim 130 \text{ GeV}$ [3], but the vacuum would still be sufficiently long-lived (metastable) for $M_H \gtrsim 115 \text{ GeV}$ [4].

Quantum loop corrections affecting the multitude of electroweak precision observables — most importantly the W boson mass, M_W , and effective weak mixing angles, θ_W^{eff} — allow to simultaneously test the model and over-constrain its free parameters including M_H . Moreover, by comparing various cross-section measurements with the SM prediction as a function of M_H one may identify preferred and disfavored regions. In this way, CDF and DØ at the Tevatron [5] concluded that the window, $162 \text{ GeV} < M_H < 166 \text{ GeV}$, is incompatible with their data at the 95% CL. Likewise, the LEP 2 Collaborations [6] found the 95% CL lower limit, $M_H \geq 114.4 \text{ GeV}$.

In this communication, I update the global analysis of Ref. [7] where the statistical method is described in detail. I incorporate all direct (search) and indirect (precision) data, including new radiative corrections and significant improvements and changes in several precision observables. For alternative analyses, see Refs. [8, 9], where the latter differs mostly by the neglect of the low energy data and the treatment of LEP 2 (see Section II B).

II. EXPERIMENTAL DATA

A. Electroweak precision observables

The strongest M_H constraints come from asymmetry measurements determining $\sin^2 \theta_W^{\text{eff}}$ for leptons [10] at LEP 1 and the SLC [11, 12], and from M_W at LEP 2 and the Tevatron [13]. The two most precise determinations of $\sin^2 \theta_W^{\text{eff}}$ deviate by about 3σ from each other, but since both are statistics dominated we consider this in the following as a fluctuation. These constraints are strongly correlated (39%) with m_t , giving great importance to the direct determination of the latter at the Tevatron [14],

$$m_t = 173.1 \pm 0.6 \text{ (stat.)} \pm 1.1 \text{ (syst.)} \pm 0.5 \text{ (QCD) GeV}.$$

This is converted to the $\overline{\text{MS}}$ -mass definition using the three-loop formula [15] which gives rise to the QCD error (the size of the three-loop term). It is assumed that

* erler@fisica.unam.mx

[†] Present address: Institut für Theoretische Physik E, RWTH Aachen, 52056 Aachen, Germany

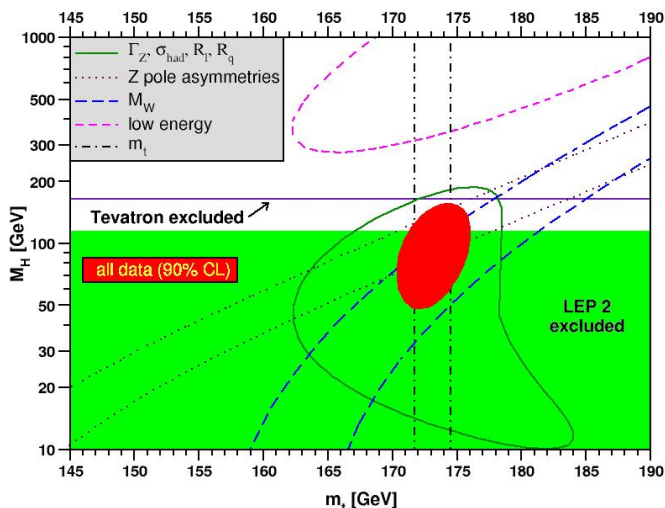


FIG. 1. 1σ (39.35% CL) contour lines for M_H as a function of m_t for various inputs and the solid (red) 90% CL ellipse ($\Delta\chi^2 = 4.605$) allowed by all data. $\alpha_s(M_Z) = 0.1183$ is assumed except for fits including the Z lineshape or low energy data. The lower limit from LEP 2 and the excluded window from the Tevatron (both at the 95% CL) are also shown.

this accounts for the error from interpreting the mass extracted at the Tevatron as the pole mass.

Other Z pole constraints are the Z width, Γ_Z , the total hadronic peak cross section, σ_{had} , and a set of branching ratios, R_i [10]. Finally, there is a wide range of low energy experiments from atomic parity violation (APV) to neutrino and polarized electron scattering. See Ref. [16] for tables of inputs almost identically to those used here.

All experimental and theoretical uncertainties and correlations are included in the fits. The error from unknown higher order electroweak corrections is implemented by allowing the so-called oblique T -parameter [17] to float subject to the constraint $T = 0 \pm 0.02$. Errors from different sources have been added in quadrature and in most (but not all) cases been treated as Gaussian. The resulting constraints are depicted in Figure 1. Some comments on those inputs which have shifted recently or which have been discussed controversially are in order:

The theoretical predictions for M_W and $\sin^2 \theta_W^{\text{eff}}$ need the renormalization group evolution of the electromagnetic coupling from the Thomson limit to the weak scale. Entering the implementation (in the FORTRAN package GAPP [18]) is the $\overline{\text{MS}}$ definition, $\hat{\alpha}(M_Z)$, which is updated from Ref. [19] with its central value moved upwards and its uncertainty almost halved. The corresponding hadronic vacuum polarization effects can be translated from cross-section data for $e^+e^- \rightarrow \text{hadrons}$, which in turn can be obtained by standard e^+e^- annihilation or by the high statistics (but systematics dominated) method [20] of using radiative returns from a $1S$ resonance. In addition, there are measurements of τ decay spectral functions which can be included with the appropriate isospin corrections [21]. However, the

results reveal some discrepancies. The τ data imply lower values for the extracted M_H of about 6% compared to the e^+e^- data. This conflict is smaller than in the past and some of it appears to be experimental. The dominant $e^+e^- \rightarrow \pi^+\pi^-$ cross-section has been measured by CMD-2 [22] and SND [23] and the results are in good agreement with each other, but are lower than those obtained from $\Upsilon(4S)$ radiative returns by BABAR [24]. In turn, the latter agrees quite well with the τ analysis including the energy dependence (shape). In contrast, the shape and smaller overall cross-section from $\pi^+\pi^-$ pairs radiatively returned from the Φ and detected by KLOE [25] differ significantly from BABAR (a recent review on the e^+e^- data is Ref. [26]). All measurements including older data are accounted for on the basis of results from Refs. [21, 26, 27]. The correlation with the μ^\pm magnetic moment and the non-linear α_s dependence of $\hat{\alpha}(M_Z)$ are addressed. The correlation of $\hat{\alpha}(M_Z)$ with α_s has been treated by using as input (fit constraint) instead of $\Delta\alpha_{\text{had}}^{(5)}(M_Z)$ the analogous low-energy contribution by the three light quarks, $\Delta\alpha_{\text{had}}^{(3)}(1.8 \text{ GeV}) = (57.29 \pm 0.90) \times 10^{-4}$, and by calculating the perturbative and heavy quark contributions to $\hat{\alpha}(M_Z)$ in each call of the fits according to Ref. [19]. The error is from e^+e^- data below 1.8 GeV and τ decay data, from uncertainties in the isospin breaking effects (affecting the interpretation of the τ data), from unknown higher order perturbative and non-perturbative QCD effects; and from the charm and bottom quark masses.

There is extra information on $\sin^2 \theta_W$ and M_H in the Z boson vector couplings, which is used best if α_s is constrained independently. For this I use the extraction of α_s from the τ lifetime, τ_τ , because (i) the τ scale is low, so that upon extrapolation to the Z scale, the α_s error shrinks by an order of magnitude; (ii) this scale is still high enough that the operator product expansion (OPE) can be applied; (iii) τ_τ is fully inclusive and thus free of hadronization effects; (iv) OPE breaking effects occur only where they are kinematically suppressed; (v) non-perturbative effects can be constrained by experimental data; (vi) the complete four-loop order (massless) QCD expression is known; and (vii) large effects associated with the QCD β -function can be re-summed [28] in contour improved perturbation theory (CIPT). However, while CIPT shows faster convergence in the lower calculated orders, doubts have been cast on the method by the observation that at least in a specific model [29] including theoretical constraints on the large-order behavior, ordinary fixed order perturbation theory (FOPT) may nevertheless give a better approximation. The largest uncertainty arises from the truncation of the FOPT series and is taken as the α_s^4 term. I find $\alpha_s(M_Z) [\tau] = 0.1174_{-0.0016}^{+0.0018}$ which updates Ref. [30]. The effects of using FOPT instead of CIPT, of using the theoretically better motivated spectral functions of Ref. [31] in place of previous results, and of including the four-loop result [32], all significantly reduce the extracted α_s value.

There are precise APV experiments in Cs [33, 34] and

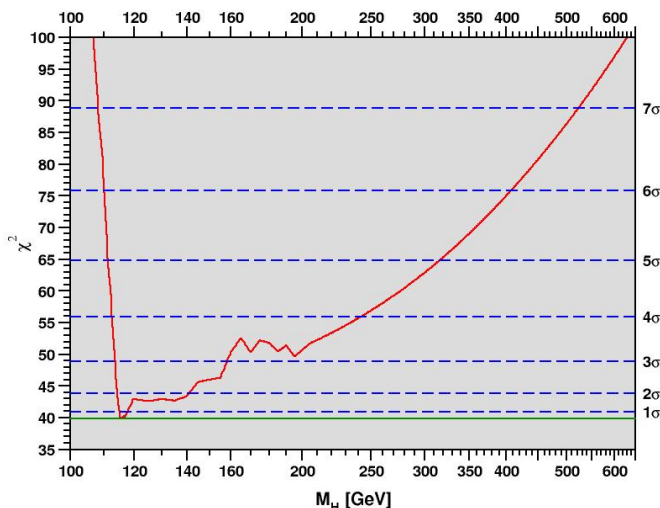


FIG. 2. χ^2 distribution of M_H from all data. The horizontal solid (green) line marks the χ^2 minimum, $\chi_{\min}^2 = 39.88$, while the dashed (blue) lines refer to integer values of $\sqrt{\chi^2 - \chi_{\min}^2}$. The combined effects of precision, LEP 2, and Tevatron data result in the pronounced dip at $M_H = 115.8$ GeV. Values of $M_H > 141$ (158) GeV are excluded at the 2 (3) σ level.

Tl [35, 36], where the error associated with atomic wave functions is quite small for Cs [37]. The extracted weak mixing angle (in the $\overline{\text{MS}}$ -scheme), $\hat{s}_W^2 = 0.2314 \pm 0.0014$, now agrees perfectly with $\hat{s}_W^2 = 0.23116 \pm 0.00013$ from the SM fit, where the theoretical effects in Refs. [37, 38] together with an update of the SM calculation [39] removed an earlier 2.3 σ deviation from the SM.

Neutrino-nucleus deep inelastic scattering (ν -DIS) is dominated by the NuTeV result [40] for the on-shell weak mixing angle, $s_W^2 = 0.2277 \pm 0.0016$, which initially was 3.0 σ higher than the SM prediction, $s_W^2 = 0.22292 \pm 0.00028$. Since then a number of experimental and theoretical developments shifted the extracted s_W^2 , most of them reducing the discrepancy: (i) NuTeV also measured [41] the difference between the strange and antistrange quark momentum distributions, $S^- = 0.00196 \pm 0.00143$. The effect of $S^- \neq 0$ on the NuTeV value for s_W^2 has been studied in Ref. [42], and the S^- above shifts s_W^2 by -0.0014 ± 0.0010 . In view of theoretical arguments favoring a much smaller or negligible effect, I take half of the above shift as an estimate of both the S^- effect and the associated error. (ii) The measured branching ratio for K_{e3} decays enters crucially in the determination of the $\nu_e(\bar{\nu}_e)$ contamination of the $\nu_\mu(\bar{\nu}_\mu)$ beam. Since the time of Ref. [40] it has changed by more than 4 σ , so that a move of s_W^2 by $+0.0016$ is applied and the corresponding $\nu_e(\bar{\nu}_e)$ error decreased by a factor of 2/3. (iii) Parton distribution functions (PDFs) seem to violate isospin symmetry at levels much stronger than expected. While isospin symmetry violating PDFs are currently not well constrained phenomenologically, the leading contribution from quark mass differences turns out to be largely model-independent [43]

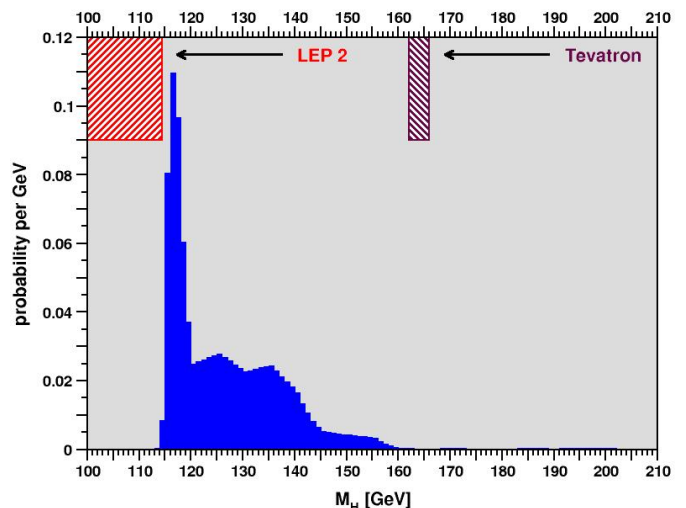


FIG. 3. Probability distribution of M_H subject to all data. The nominal 95% CL exclusion ranges [5, 6] from LEP 2 and the Tevatron are also indicated.

and a shift, $\delta s_W^2 = -0.0015 \pm 0.0003$ [44, 45], is applied. (iv) QED splitting effects also violate isospin symmetry, shifting s_W^2 by -0.0011 [46] with a 100% assigned error (the sign is model-independent). (v) The isovector EMC effect [47] model-independently reduces the discrepancy, shifting s_W^2 by -0.0019 ± 0.0006 [45]. (vi) The extracted s_W^2 may also shift significantly when analyzed using the most recent QCD [48], QED and electroweak [49] radiative corrections, but their precise impact will be revealed only after the NuTeV data have been re-analyzed with a new set of PDFs. Remaining radiative corrections have been estimated [49] to induce an error of ± 0.0005 in s_W^2 . With these corrections, the global ν -DIS average in terms of the weak mixing angle is $s_W^2 = 0.2254 \pm 0.0018$.

B. Collider searches

At LEP 2 with energies up to $\sqrt{s} \approx 209$ GeV, the Higgs boson was searched for in the dominant ($\approx 74\%$) $b\bar{b}$ decay channel, produced in the Higgsstrahlung process, $e^+e^- \rightarrow ZH$. In addition, the $H \rightarrow \tau^+\tau^-$ channel ($\approx 7\%$) was studied for the Z boson decaying into two jets. The combination [6] of the four experiments, all channels and all \sqrt{s} values, resulted in the nominal lower bound, $M_H \geq 114.4$ GeV. However, the combined data are neither particularly compatible with the hypothesis $M_H = 115$ GeV (15% CL), nor with background only (9% CL). The reason is that the results by ALEPH are by themselves in very good agreement with $M_H \approx 114$ GeV (due to an excess in the 4-jet channel) thereby strongly rejecting the background only hypothesis, while the results based on the other channels and experiments (especially DELPHI) are incompatible with any signal. Overall, a signal for $115 \text{ GeV} \leq M_H \leq 119.5 \text{ GeV}$ is favored by the data, but not with high significance.

TABLE I. Upper and lower bounds for M_H [in GeV] at various confidence levels (CLs). Shown are the Bayesian limits defined as the central intervals of the integrated probability density function (see Figure 3). Also show (in parentheses and for comparison only) are the limits derived from simple frequentist (maximum likelihood) reasoning (see also Figure 2). The two values in the first line are for the median and the best fit, respectively. They differ because the distribution is not symmetric.

CL [%]	1-CL [%]	lower bound	(frequentist)	upper bound	(frequentist)	interpretation
50	50	123.6	(115.8)	123.6	(115.8)	median (χ^2_{\min})
84.134	15.866	116.1	(114.9)	137.6	(117.7)	1 σ range
95	5	115.1		148		90% CL range
97.725	2.275	114.8	(114.3)	155	(141)	2 σ range
99.5	0.5	114.3		197		99% CL range
99.865	0.135	113.9	(113.5)	217	(158)	3 σ range
99.95	0.05	113.6		232		99.9% CL range
99.9968	0.0032	112.9	(112.6)	276	(240)	4 σ range
99.9995	0.0005	112.4		304		99.999% CL range
99.999971	0.000029	111.5	(111.3)	349	(315)	5 σ range

The LEP 2 results can be included by adding the solid line for the observed log-likelihood ratio (LLR_{obs}) shown in Figure 1 of Ref. [6] to the χ^2 -function derived from the precision observables in Section II A. The quantity LLR_{obs} is defined as $-2 \ln Q(M_H)$, where $Q(M_H)$ is the ratio of the likelihood for the signal of a particular M_H hypothesis plus the background to that of the background alone. This treatment is rigorous in the limit of large data samples and serves as a good approximation otherwise. It is emphasized that treating the LEP 2 results as a step function with threshold at the nominal lower M_H bound is a poor approximation whenever there is a noticeable upward fluctuation in the data beyond that threshold and results in systematic and significant upwards shifts of the upper bounds (compare, *e.g.*, with Ref. [9]).

At the Tevatron running at $\sqrt{s} = 1.96$ TeV, the Higgs boson can conceivably be produced in association with W or Z bosons, $p\bar{p} \rightarrow W/ZH$ (the counterpart of Higgsstrahlung at LEP 2), or through gluon ($gg \rightarrow H$) or vector boson ($q\bar{q} \rightarrow q'\bar{q}'H$) fusion. The studied decay channels besides $H \rightarrow b\bar{b}$ and $H \rightarrow \tau^+\tau^-$ are the one-loop decay $H \rightarrow \gamma\gamma$ as well as (dominant for $M_H \gtrsim 140$ GeV) $H \rightarrow W^+W^-$. For their combination [50] CDF and DØ analyzed 90 individual processes. As was the case at LEP 2, but somewhat more significantly, the low mass Higgs region is favored by the data. This is pronounced around 115 GeV, but persists until $M_H = 155$ GeV. On the other hand, the range $155 \text{ GeV} \leq M_H \leq 197$ GeV is disfavored especially in the nominal exclusion window. The Tevatron results are incorporated by adding the LLR_{obs} column given in Table XIX of Ref. [50] as another contribution to χ^2 .

III. RESULTS

The following results are based on a Bayesian treatment [7] which is particularly adequate for parameter

estimation (as opposed to hypothesis testing). The notorious objection of the necessity of a prior distribution notwithstanding, Bayesian data analysis provides a first principles setup with strong emphasis on the entire posterior density [51]. It is given by,

$$p(M_H) = e^{-\chi^2_{\text{indirect}}/2} Q_{\text{LEP 2}} Q_{\text{Tevatron}} M_H^{-1}, \quad (1)$$

where the first factor is from the precision data, while the factors of $Q = Q(M_H)$ are as described in Section II B. The last factor is the (improper) non-informative prior density chosen such that the variable $\ln M_H$ has a flat prior which one can argue is the most conservative (least informative) for a variable defined over the real numbers. Alternatively choosing a flat prior in M_H itself (*i.e.*, dropping the factor M_H^{-1}) increases, for example, the 95% CL upper limit by modest 3 GeV because small M_H values are penalized *a priori*. The 90% preferred range (95% CL lower and upper bounds) for M_H is given by,

$$115 \text{ GeV} \leq M_H \leq 148 \text{ GeV}, \quad (2)$$

with corresponding bounds for other CLs shown in Table I. The Table also shows that a Higgs boson discovery with $M_H \geq 350$ GeV would simultaneously mean the indirect discovery of new weak scale physics which would have to bridge the gap between the physical Higgs mass and the mass derived from the current data when assuming the validity of the SM.

Figure 2 shows the distribution of $\chi^2 \equiv -2 \ln p(M_H)$, while Figure 3 represents $p(M_H)$ binned in 1 GeV steps. Only by virtue of χ^2_{indirect} is it possible to obtain a proper $p(M_H)$ density. A trimodal distribution emerges with a tall peak since the searches of both, LEP 2 and the Tevatron, see some excess events hinting at $M_H < 120$ GeV, and also since the high energy precision data favor $M_H = 87^{+35}_{-26}$ GeV [13]. This M_H value agrees well with Ref. [9] ($M_H = 80^{+30}_{-23}$ GeV) and the global fit here ($M_H = 91^{+31}_{-24}$ GeV). The other two modes are due to the precision data in regions where Q_{Tevatron} is basically flat.

ACKNOWLEDGMENTS

Work supported by CONACyT project 82291-F and by the German Academic Exchange Service (DAAD). It

is a pleasure to greatly acknowledge the hospitality and support extended by the Institute for Theoretical Physics E of the RWTH Aachen and to thank Michael Krämer and Peter Zerwas for many helpful discussions.

-
- [1] M. Lüscher and P. Weisz, Nucl. Phys. **B318**, 705 (1989).
 [2] T. Hambye and K. Riesselmann, Phys. Rev. **D55**, 7255 (1997).
 [3] J. A. Casas, J. R. Espinosa, and M. Quiros, Phys. Lett. **B342**, 171 (1995).
 [4] G. Isidori, G. Ridolfi, and A. Strumia, Nucl. Phys. **B609**, 387 (2001).
 [5] T. Aaltonen *et al.* (CDF and DØ), Phys. Rev. Lett. **104**, 061802 (2010).
 [6] LEP Working Group for Higgs Boson Searches (ALEPH, DELPHI, L3, and OPAL), Phys. Lett. **B565**, 61 (2003).
 [7] J. Erler, Phys. Rev. **D63**, 071301(R) (2001).
 [8] G. Degrossi, J. Phys. **G29**, 57 (2003).
 [9] H. Flächer *et al.* (Gfitter), Eur. Phys. J. **C60**, 543 (2009).
 [10] LEP Electroweak Working Group, SLD Electroweak and Heavy Flavour Groups (ALEPH, DELPHI, L3, OPAL, and SLD), Phys. Rept. **427**, 257 (2006).
 [11] K. Abe *et al.* (SLD), Phys. Rev. Lett. **78**, 17 (1997).
 [12] K. Abe *et al.* (SLD), Phys. Rev. Lett. **86**, 1162 (2001).
 [13] LEP Electroweak Working Group, Tevatron Electroweak Working Group, SLD Electroweak and Heavy Flavour Groups (ALEPH, CDF, DØ, DELPHI, L3, OPAL, and SLD), “Precision Electroweak Measurements and Constraints on the Standard Model,” arXiv:0911.2604 [hep-ex].
 [14] Tevatron Electroweak Working Group (CDF and DØ), “Combination of CDF and DØ Results on the Mass of the Top Quark,” arXiv:0903.2503 [hep-ex].
 [15] K. Melnikov and T. v. Ritbergen, Phys. Lett. **B482**, 99 (2000).
 [16] J. Erler, P. Langacker, S. Munir, and E. Rojas, JHEP **08**, 017 (2009), arXiv:0906.2435 [hep-ph].
 [17] M. E. Peskin and T. Takeuchi, Phys. Rev. Lett. **65**, 964 (1990).
 [18] J. Erler, “Global fits to electroweak data using GAPP,” arXiv:hep-ph/0005084.
 [19] J. Erler, Phys. Rev. **D59**, 054008 (1999).
 [20] A. B. Arbuzov, E. A. Kuraev, N. P. Merenkov, and L. Trentadue, JHEP **12**, 009 (1998).
 [21] M. Davier *et al.*, “The Discrepancy Between τ and e^+e^- Spectral Functions Revisited and the Consequences for the Muon Magnetic Anomaly,” arXiv:0906.5443 [hep-ph].
 [22] R. R. Akhmetshin *et al.* (CMD-2), Phys. Lett. **B578**, 285 (2004).
 [23] M. N. Achasov *et al.* (SND), J. Exp. Theor. Phys. **103**, 380 (2006).
 [24] B. Aubert *et al.* (BABAR), Phys. Rev. **D70**, 072004 (2004).
 [25] F. Ambrosino *et al.* (KLOE), Phys. Lett. **B670**, 285 (2009).
 [26] M. Davier *et al.*, “Reevaluation of the hadronic contribution to the muon magnetic anomaly using new $e^+e^- \rightarrow \pi^+\pi^-$ cross section data from BABAR,” arXiv:0908.4300 [hep-ph].
 [27] M. Davier and A. Höcker, Phys. Lett. **B435**, 427 (1998).
 [28] F. Le Diberder and A. Pich, Phys. Lett. **B286**, 147 (1992).
 [29] M. Beneke and M. Jamin, JHEP **09**, 044 (2008).
 [30] J. Erler and M. Luo, Phys. Lett. **B558**, 125 (2003).
 [31] K. Maltman and T. Yavin, Phys. Rev. **D78**, 094020 (2008).
 [32] P. A. Baikov, K. G. Chetyrkin, and J. H. Kühn, Phys. Rev. Lett. **101**, 012002 (2008).
 [33] C. S. Wood *et al.*, Science **275**, 1759 (1997).
 [34] J. Guéna, M. Lintz, and M. A. Bouchiat, “Measurement of the parity violating 6S-7S transition amplitude in cesium achieved within 2×10^{-13} atomic-unit accuracy by stimulated-emission detection,” arXiv:physics/0412017.
 [35] N. H. Edwards, S. J. Phipp, P. E. G. Baird, and S. Nakayama, Phys. Rev. Lett. **74**, 2654 (1995).
 [36] P. A. Vetter, D. M. Meekhof, P. K. Majumder, S. K. Lamoreaux, and E. N. Fortson, Phys. Rev. Lett. **74**, 2658 (1995).
 [37] J. S. M. Ginges and V. V. Flambaum, Phys. Rept. **397**, 63 (2004).
 [38] S. G. Porsev, K. Beloy, and A. Derevianko, Phys. Rev. Lett. **102**, 181601 (2009).
 [39] J. Erler, A. Kurylov, and M. J. Ramsey-Musolf, Phys. Rev. **D68**, 016006 (2003).
 [40] G. P. Zeller *et al.* (NuTeV), Phys. Rev. Lett. **88**, 091802 (2002).
 [41] D. Mason *et al.* (NuTeV), Phys. Rev. Lett. **99**, 192001 (2007).
 [42] G. P. Zeller *et al.* (NuTeV), Phys. Rev. **D65**, 111103(R) (2002).
 [43] J. T. Londergan and A. W. Thomas, Phys. Rev. **D67**, 111901(R) (2003).
 [44] A. D. Martin, R. G. Roberts, W. J. Stirling, and R. S. Thorne, Eur. Phys. J. **C39**, 155 (2005).
 [45] W. Bentz, I. C. Cloët, J. T. Londergan, and A. W. Thomas, “Reassessment of the NuTeV determination of the Weinberg angle,” arXiv:0908.3198 [nucl-th].
 [46] M. Glück, P. Jimenez-Delgado, and E. Reya, Phys. Rev. Lett. **95**, 022002 (2005).
 [47] I. C. Cloët, W. Bentz, and A. W. Thomas, Phys. Rev. Lett. **102**, 252301 (2009).
 [48] B. A. Dobrescu and R. K. Ellis, Phys. Rev. **D69**, 114014 (2004).
 [49] K. P. O. Diener, S. Dittmaier, and W. Hollik, Phys. Rev. **D72**, 093002 (2005).
 [50] Tevatron New-Phenomena and Higgs Working Group (CDF and DØ), “Combined CDF and DØ Upper Limits on Standard Model Higgs-Boson Production with 2.1 - 5.4 fb⁻¹ of Data,” arXiv:0911.3930 [hep-ex].
 [51] A. Gelman, J. B. Carlin, H. S. Stern, and D. B. Rubin, *Bayesian Data Analysis, (Texts in Statistical Science)* (Chapman & Hall/CRC, 2003) ISBN 158488388X.