

Absorption-free superluminal light propagation in a V-type system

Kh. Saaidi,* B. Ruzbahani, and S. W. Rabiei†
*Physics Department, University of Kurdistan
Sanandaj, Iran*

M. Mahmoudi‡
Physics Department, Zanzan University, P. O. Box 45195-313, Zanzan, Iran
(Dated: December 13, 2018)

Dispersion and absorption properties of a weak probe field in a three-level V-type atomic system is studied. By application of indirect incoherent pump fields the effect of populating upper levels on optical properties of the atomic medium in presence of a strong coherent pump field is investigated. It is shown that the slope of dispersion switches from positive to negative just by changing the intensity of the coherent or indirect incoherent pump fields. It is demonstrated that the absorption-free superluminal and subluminal light propagation appear in this system.

PACS numbers: 42.50.Gy, 42.25.Hz, 42.25.Bs

I. INTRODUCTION

In the past few decades, there has been tremendous interests in the study of subluminal and superluminal light propagation [1–5]. The group velocity of light pulse can be reduced in Bose-Einstein condensate of sodium atom gas [1], and in hot gases [3], and even halted in vapor of Rb atoms [4]. Also, it can exceed the vacuum light speed, c , and can even become negative [5]. These experiments are based on the fact that electromagnetically induced transparency (EIT) and electro magnetically induced absorption (EIA) [6] lead to a dispersion profile with a sharp positive or negative derivative [7, 8]. Anomalous dispersion was first studied in mechanical oscillators [9] and was later applied by Sommerfeld and Brillouin [10] to light propagation in absorptive opaque materials. They showed theoretically that inside an absorption line, the dispersion can be anomalous, resulting in a group velocity faster than c , the vacuum speed of light. Such an anomalous velocity appears due to the wave nature of light [11, 12]. Talukder et al. have shown femtosecond laser pulse propagation has switched from superluminal to subluminal velocities in an absorbing dye by changing the dye concentration [13]. Shimizu et al. were able to control the light pulse speed with only a few cold atoms in a high-finesse microcavity by detuning the laser frequency from a cavity resonance frequency-locked to the atomic transition [14]. In a series of papers [15–22], Chiao and coworkers showed theoretically that anomalous dispersion can occur inside a transparent material. It was predicted that by using a gain doublet [18], it is possible to obtain a transparent anomalous dispersion region where the group velocity of light pulse exceeds c with almost no pulse distortion. Wang et al. used gain-assisted

linear anomalous dispersion in atomic cesium gas, and the group velocity of a laser pulse in their experiment exceeded c and could even become negative, while the shape of the pulse was preserved [5]. The incoherent pumping fields can also play an important role in the controlling of the group velocity of light in dispersive media [23, 24]. The double- Λ setup is another scheme which provides a very rich spectrum of phenomena based on atomic coherence [25]. Recently, the dispersion and the absorption properties of a weak probe field in simple multi-level quantum systems have been considered [26–28]. They showed that, by using a coherent and an indirect incoherent pump field the group velocity of light can be controlled. There have been only few experimental and theoretical studies in which both free absorption superluminal and subluminal light propagation in a single system have been realized. In this article, the dispersion and the absorption properties of a weak probe field in a three-level V-type atomic system is investigated. By application of indirect incoherent pump fields the effect of populating upper levels on optical properties of the atomic medium in presence of a strong coherent pump field is investigated. It is shown that the slope of dispersion changes from positive to negative just by adjusting the intensity of the coherent or indirect incoherent pump fields. It is demonstrated that the absorption free superluminal and subluminal light propagation appear in this system.

II. THE MODEL AND DISCUSSIONS

The model consists of a closed three-level V-type atomic system with ground level $|1\rangle$ and two upper levels $|2\rangle$ and $|3\rangle$ as shown in Fig.1. A strong coherent coupling field with Rabi frequency $\Omega_c = \vec{E}_c \cdot \vec{\varphi}_{12} / \hbar$ drives transition $|1\rangle \leftrightarrow |2\rangle$, while a weak tunable probe field with Rabi frequency $\Omega_p = \vec{E}_p \cdot \vec{\varphi}_{13} / \hbar$ is applied to transition $|1\rangle \leftrightarrow |3\rangle$. Here, $\vec{\varphi}_{1j}$ ($j = 2, 3$) are the atomic dipole moments, and E_c (E_p) is the amplitude of the coupling (probe) field.

*Electronic address: ksaaidi@uok.ac.ir

†Electronic address: w.rabiei@uok.ac.ir

‡Electronic address: mahmoudi@iasbs.ac.ir

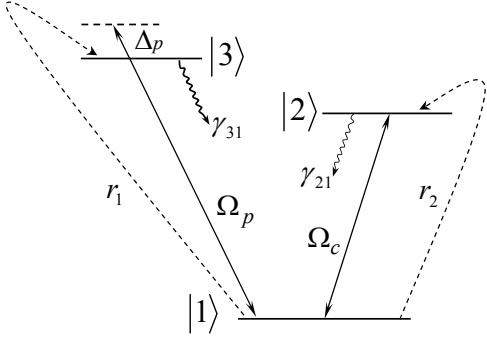


FIG. 1: The proposed level scheme. A three-level V-type atomic system driven by a strong coherent coupling and a weak tunable probe field. The indirect incoherent pumps are denoted by the dashed curve lines.

By indirect incoherent pumps with rates r_1 and r_2 the population of the ground level $|1\rangle$ can be pumped to the excited levels $|2\rangle$ and $|3\rangle$ via some unspecified auxiliary states [29, 30]. The spontaneous decay rates from states $|2\rangle$ and $|3\rangle$ to the ground level are denoted by γ_{21} and γ_{31} , respectively. The density matrix equations of motion under the rotating wave approximation and in a rotating frame are:

$$\dot{\rho}_{11} = i\Omega_p\rho_{31} + i\Omega_c\rho_{21} - i\Omega_p^*\rho_{13} - i\Omega_c^*\rho_{12} + \gamma_{31}\rho_{33} + \gamma_{21}\rho_{22} - (r_1 + r_2)\rho_{11} \quad (1a)$$

$$\dot{\rho}_{22} = i\Omega_c^*\rho_{12} - i\Omega_c\rho_{21} - \gamma_{21}\rho_{22} + r_2\rho_{11} \quad (1b)$$

$$\dot{\rho}_{33} = i\Omega_p^*\rho_{13} - i\Omega_p\rho_{31} - \gamma_{31}\rho_{33} + r_1\rho_{11} \quad (1c)$$

$$\dot{\rho}_{21} = (i\Delta_c - \Gamma_{21})\rho_{21} + i\Omega_c^*\rho_{11} - i\Omega_c^*\rho_{22} - i\Omega_p^*\rho_{23} \quad (1d)$$

$$\dot{\rho}_{31} = (i\Delta_p - \Gamma_{31})\rho_{31} + i\Omega_p^*\rho_{11} - i\Omega_p^*\rho_{33} - i\Omega_c^*\rho_{32} \quad (1e)$$

$$\dot{\rho}_{32} = (i(\Delta_p - \Delta_c) - \Gamma_{32})\rho_{32} + i\Omega_p^*\rho_{12} - i\Omega_c\rho_{31}, \quad (1f)$$

where Γ_{ij} are the coherence decay rates given by

$$\begin{aligned} \Gamma_{21} &= \frac{1}{2}(\gamma_{21} + r_1 + r_2), \\ \Gamma_{31} &= \frac{1}{2}(\gamma_{31} + r_1 + r_2), \\ \Gamma_{32} &= \frac{1}{2}(\gamma_{21} + \gamma_{31}). \end{aligned} \quad (2)$$

$\Delta_c = \omega_c - \omega_{21}$ and $\Delta_p = \omega_p - \omega_{31}$ are the detunings of the coupling field and the probe field, respectively. Note that the interference due to the different spontaneous emission channels has been ignored. The response of the atomic system to the applied fields is determined by the susceptibility χ , which is defined as [31]

$$\chi = \frac{N\varphi_{13}^2\rho_{31}}{\varepsilon_0\hbar\Omega_p^*} \quad (3)$$

where N is the atom number density in the medium. The real and imaginary parts of χ correspond to the dis-

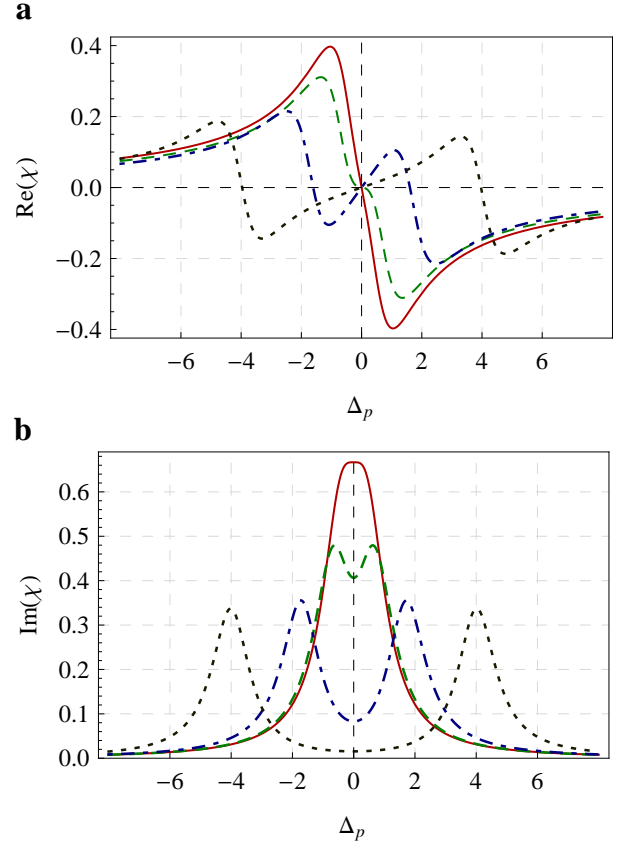


FIG. 2: Real (a) and imaginary (b) parts of susceptibility versus probe field detuning for the parameters $\gamma = 1$, $r_1 = r_2 = 0$, $\Omega_c = 0.5$ (solid), 0.7(dashed), 1.7 (dot-dashed), and 4.0 (dotted).

persion and the absorption, respectively. The so-called group index, $n_g = c/v_g$, is also introduced where c is speed of light in the vacuum and

$$v_g = \frac{c}{1 + 2\pi\chi'(\omega_p) + 2\pi\omega_p\frac{\partial}{\partial\omega_p}\chi'(\omega_p)}, \quad (4)$$

is the group velocity of the probe field [5, 31]. Here χ' is the real part of χ . Eq.(4) shows that, when χ' is negligible the slope of dispersion has the major role in determination of the group velocity and the group index. In our notation the positive (negative) slope of dispersion corresponds to the increase (reduction) of the group index and the positive (negative) value of $\chi'' = \text{Im}(\chi)$ shows the attenuation (amplification) of the probe field. It is apparent that a negative group index means a negative group velocity. The steady state solutions of Eqs.(1) for the weak probe field approximation i.e. $|\Omega_p| \ll \gamma_{ij}$ in the

case of tuned coupling field ($\Delta_c = 0$) are

$$\rho_{11} = \left(1 + \frac{r_1}{\gamma_{31}} + \frac{2|\Omega_c|^2 + \Gamma_{21}r_2}{\Gamma_{21}\gamma_{21} + 2|\Omega_c|^2} \right)^{-1} \quad (5a)$$

$$\rho_{22} = \left(\frac{2|\Omega_c|^2 + \Gamma_{21}r_2}{\Gamma_{21}\gamma_{21} + 2|\Omega_c|^2} \right) \rho_{11} \quad (5b)$$

$$\rho_{33} = \frac{r_1}{\gamma_{31}} \rho_{11} \quad (5c)$$

$$\rho_{21} = \frac{i\Omega_c^*}{\Gamma_{21}} (\rho_{11} - \rho_{22}) \quad (5d)$$

$$\rho_{31} = \frac{i\Omega_p^*}{\Gamma_{31} - i\Delta_p + \frac{|\Omega_c|^2}{\Gamma_{32} - i\Delta_p}} \times \{ (\rho_{11} - \rho_{33}) - \frac{|\Omega_c|^2}{\Gamma_{21}(\Gamma_{32} - i\Delta_p)} (\rho_{11} - \rho_{22}) \}. \quad (5e)$$

For simplicity, from this point on, it is assumed that the Rabi frequencies (Ω_c and Ω_p) are real numbers, the spontaneous decay rates are the same for all levels, i.e. $\gamma_{21} = \gamma_{31} = \gamma$, and other parameters are normalized to the spontaneous decay rate γ . In the following, using the derived expression for susceptibility χ , in terms of given system parameters, the response of the atomic system to the applied coherent and incoherent fields is studied. It has to say that the main interest is in dispersion and absorption properties of the probe field around zero detuning, $\Delta_p = 0$.

First the familiar effect of the coupling field in absence of the indirect incoherent pumps ($r_1 = r_2 = 0$) is mentioned. In this case due to application of the coupling field, the absorption line for probe field splits into two absorption lines and consequently the slope of dispersion changes from negative to positive. In Fig.2 the real (a) and imaginary (b) parts of the susceptibility are plotted versus the probe field detuning. It shows that increasing the value of the Rabi frequency, Ω_c , leads to the appearance of a transparent region between the absorption lines around zero detuning, $\Delta_p = 0$, which is an EIT situation proportional to lossless subluminal light propagation. For the next step, while the strength of the second indirect incoherent pump is zero ($r_2 = 0$), the effects of driving transition $|1\rangle \leftrightarrow |2\rangle$ by the coupling field and populating level $|3\rangle$ is investigated. To get a rough view of this condition, it will be useful to draw some contour plots for $n_g - 1$ and χ'' , via the coupling Rabi frequency, Ω_c , and the first indirect incoherent pump strength, r_1 , while r_2 and Δ_p are zero. Using Eqs.(5) and adjusting scale arbitrarily by letting $\frac{N\phi_{13}^2}{\epsilon_0\hbar} = 1$ and $2\pi\omega_p = 10^2\gamma$, the explicit expressions for $n_g - 1$ and χ'' in terms of Ω_c , r_1 , and r_2 at zero probe field detuning ($\Delta_p = 0$) are

$$n_g - 1 = \frac{10^2\gamma}{A^2B} \{ 4(r_1 - 1)(r_2 + r_1 + 1) - 4(r_1(r_1 - 5) + r_2 + 2r_1r_2 + r_2^2)\Omega_c^2 - 16(r_1 - 1)\Omega_c^4 \}, \quad (6)$$

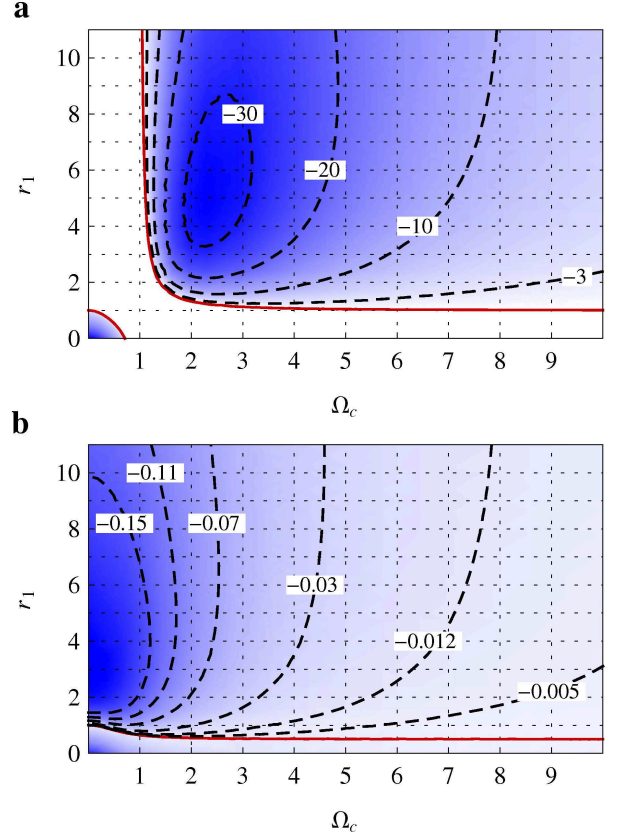


FIG. 3: Contour plots for $n_g - 1 = 0$ (red-solid lines), -30 , -20 , -10 , and -3 (black-dashed lines) (a) and $\chi'' = 0$ (red-solid line), -0.15 , -0.11 , -0.07 , -0.03 , -0.012 , and -0.005 (black-dashed lines) (b) via Ω_c and r_1 . The common parameters are $\gamma = 1$, $r_2 = 0$, $\Delta_c = 0$, and $\Delta_p = 0$.

and

$$\chi'' = \frac{4(r_2 - 2r_1 + 1)\Omega_c^2}{AB} - \frac{2(r_1 - 1)(r_2 + r_1 + 1)}{AB}, \quad (7)$$

respectively, where

$$A = 2\Omega_c^2 + r_2 + r_1 + 1, \\ B = (r_2 + r_1 + 1)^2 + 4(r_1 + 2)\Omega_c^2.$$

For $r_2 = 0$, equations 6 and 7 are used to draw the plot contours of Fig.3a and Fig.3b, respectively. In Fig.3a, the superluminal regions are colored and the subluminal region is left white. In addition, the separating contours ($n_g - 1 = 0$) are plotted with red-solid lines. In this figure the contour lines for $(n_g - 1) = -30, -20, -10$, and -3 are plotted in black-dashed style. Fig.3b illustrates the absorption property of the medium, χ'' . In this figure the absorptive and amplifying regions are separated by the contour line of $\chi'' = 0$ (red-solid line) and the darkness of the colored regions is a measure of their absorption or amplification magnitude for the probe field. Therefore

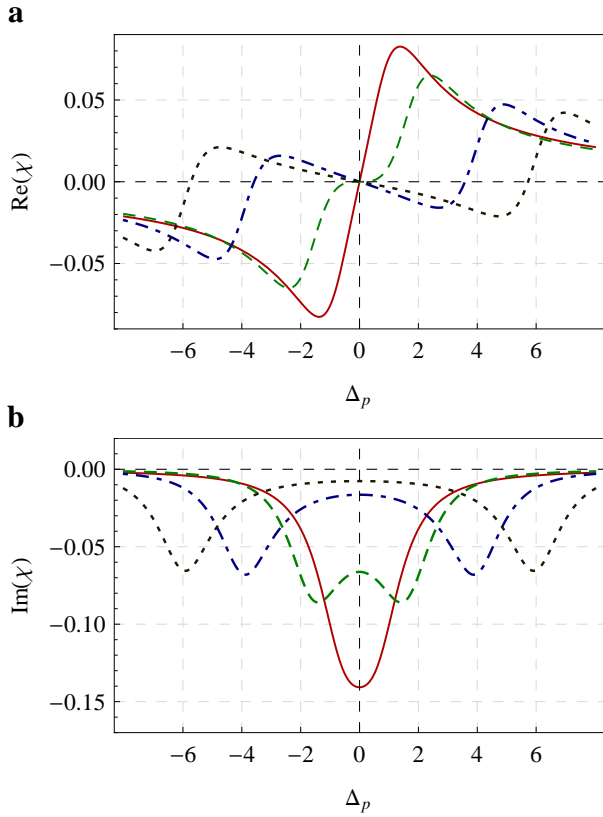


FIG. 4: Real (a) and imaginary (b) parts of susceptibility versus probe field detuning for the parameters $\gamma = 1$, $r_1 = 1.5$, $r_2 = 0.0$, $\Omega_c = 0.7$ (solid), 1.7 (dashed), 4.0 (dot-dashed), and 6.0 (dotted).

a lighter color is used to illustrate the more transparent region. Finally, the contour lines of $\chi'' = -0.15$, -0.11 , -0.07 , -0.03 , -0.012 , and -0.005 , are plotted in black-dashed style. As Fig.3a illustrates, there are two regions of anomalous dispersion and one region of normal dispersion. As determined by Fig.3b, the first region of negative dispersion is due to the existence of an absorption line around zero probe field detuning and occurs where $\Omega_c, r_1 < 1$. The solid lines of Fig.2 can be regarded as an example of this region. The other region of negative dispersion happens where $\Omega_c, r_1 > 1$, while according to Fig.3b it accompanies by gain. For the region of normal dispersion, as Fig.3b demonstrates, the absorption property can take either a small positive or a large negative value, proportional to negligible attenuation or strong amplification of the probe field, respectively. Fig.4 and Fig.5 are presented to clarify how positive and negative dispersions can occur in the gain region of Ω_c and r_1 plane. By the indirect incoherent pump of strength $r_1 > \gamma$ (see Eq.5c), the inversion of population between levels $|1\rangle$ and $|3\rangle$ is established. In this situation the system shows amplification for the probe field. Then there exists a gain deep with positive slope of dispersion around zero detuning (see the red-solid lines of Fig.4). By applying the coupling field level

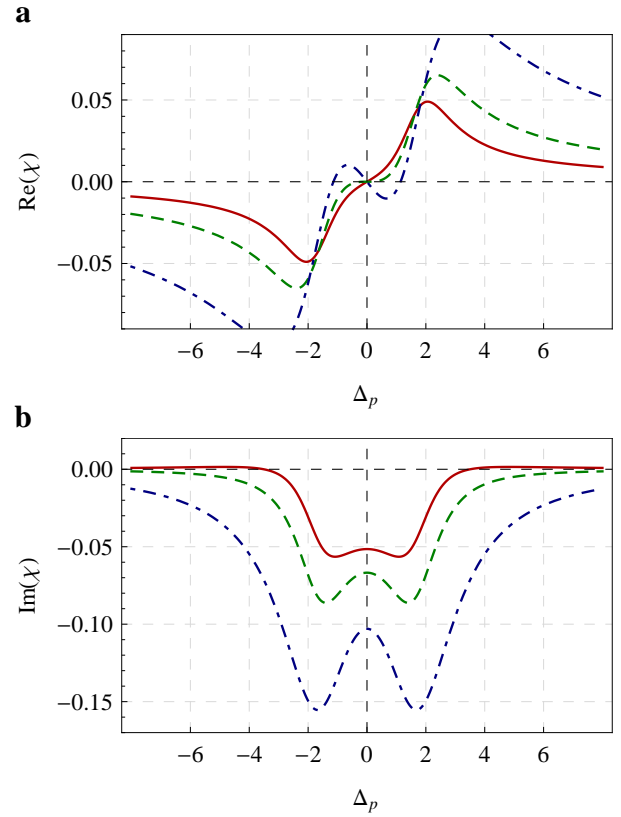


FIG. 5: Real (a) and imaginary (b) parts of susceptibility versus probe field detuning for the parameters $\gamma = 1$, $\Omega_c = 1.69$, $r_2 = 0$, $r_1 = 1.2$ (solid), 1.5 (dashed), and 3.0 (dot-dashed).

$|1\rangle$ is split into two symmetric dressed levels $|d^+\rangle$ and $|d^-\rangle$ with frequency differences of $\pm\Omega_c$ from the original level. When the coupling field is weak, there still seems to be one gain deep and the dressed levels are indistinguishable. By strengthening the coupling field, the gain deep is transformed to two gain deeps (see Fig.4). This is proportional to changing the normal slope of dispersion to anomalous (negative) dispersion which leads to exceeding the group velocity from c (speed of light in vacuum) or even may cause its becoming negative. When the dressed levels are partly distinguishable, system may still exhibits a considerable gain around zero detuning, which corresponds to existence of noise in the medium for a probe pulse with a middle frequency of ω_{31} . By choosing a larger Rabi frequency for the coupling field, the gain becomes lesser and the anomalous region becomes wider. Then to achieve a transparent medium with anomalous dispersion, i.e. superluminal light propagation, a strong enough coupling field should be applied while the population is inverted for the probe field transition [26, 27]. If $r_2 = 0$, as Fig.3a shows, $\Omega_c > 1$ is the sufficient condition to switch the probe pulse propagation from subluminal to superluminal by application of the indirect incoherent pump of strength r_1 . For $\Omega_c \gg 1$, $r_1 = 1$ is the threshold value at which the slope of dispersion changes from

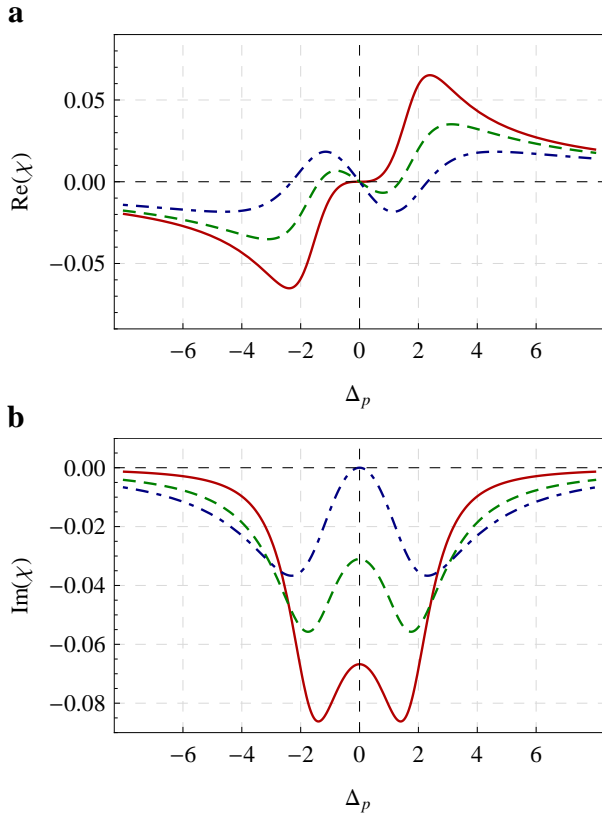


FIG. 6: Real (a) and imaginary (b) parts of susceptibility versus probe field detuning for the parameters $\gamma = 1$, $r_1 = 1.5$, $\Omega_c = 1.69$, $r_2 = 0$ (solid), 1.0 (dashed), and 2.43 (dot-dashed).

positive to negative. On the other hand, the steepest anomalous slope of dispersion occurs when $2 < \Omega_c < 3$ and a strong enough indirect incoherent pump, populates level $|3\rangle$. Fig.5 is presented to see how an increase in r_1 causes the gain deeps to become more distinguishable and consequently the anomalous slope of dispersion become steeper. In Fig.5a for $r_1 = 1.2$ (solid line) the slope of dispersion around zero probe field detuning is positive. With increasing the indirect incoherent pump rate to $r_1 = 1.5$ (dashed lines), the slope of dispersion becomes zero and it is negative for $r_1 = 3.0$ (dash dotted lines). In Fig.5b, the probe field absorption curves are plotted. It shows that the subluminal and superluminal light propagation around zero probe detuning is accompanied by a considerable gain. It is time to investigate the optical response of the medium to populating level $|2\rangle$ while the transition $|1\rangle \leftrightarrow |3\rangle$ is driven by the coherent field, and the population between levels $|1\rangle$ and $|3\rangle$ is inverted due to the indirect incoherent pump with a rate $r_1 > \gamma$. In Fig.6, the real (a) and imaginary (b) parts of χ are plotted versus probe field detuning. The common parameters are $\Omega_c = 1.69\gamma$, and $r_1 = 1.5\gamma$. The first plots (solid lines), corresponding to $r_2 = 0$, are presented for comparison only. They show that the slope of dispersion is almost zero around zero probe field detuning and there is a considerable amount of gain due to

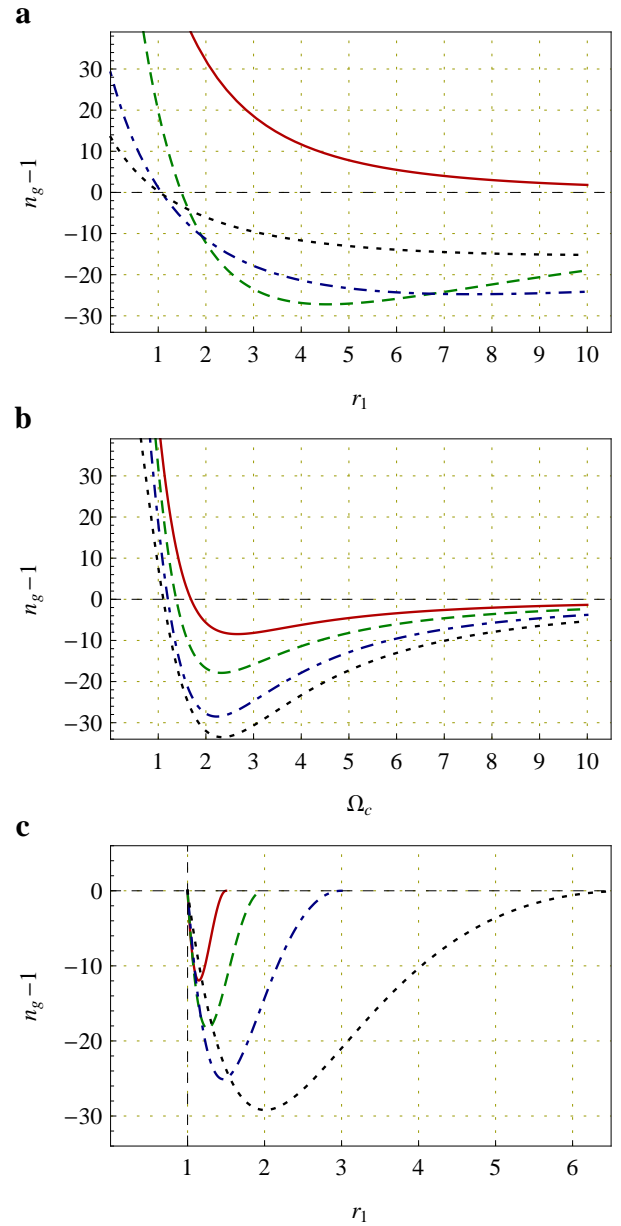


FIG. 7: (a) The group index, $(n_g - 1)$, versus r_1 for the parameters $r_2 = 0.0$, $\Omega_c = 1.0$ (solid), 1.7 (dashed), 4.0 (dot-dashed), and 6.0 (dotted). (b) The group index against Ω_c for the parameters $r_2 = 0.0$, $r_1 = 1.5$ (solid), 2.0 (dashed), 3.0 (dot-dashed), and 5.0 (dotted). (c) The group index versus r_1 while $r_2 = r_2(r_1, \Omega_c)$ defined in Eq. (8) for the parameters $\Omega_c = 0.5$ (solid), 0.75 (dashed), 1.0 (dot-dashed), and 1.7 (dotted). Other common parameters are $\gamma = 1$ and $\Delta_c = \Delta_p = 0$.

the partly combined gain deeps. By populating level $|2\rangle$ with rate $r_2 = \gamma$, (dashed lines), the slope of dispersion becomes negative around $\Delta_p = 0$. The absorption curve varies according to the probe field detuning, so that the maximum reduction in gain occurs around zero probe field detuning, while beyond $\Delta_p = \pm\Omega_c\gamma$, the gain increases slightly. By increasing the value of r_2 to 2.43γ

(dashed-dotted lines) the region of anomalous dispersion becomes wider and its negative slope increases in absolute value. The absorption curve undergoes variations similar to those of the previous case ($r_2 = \gamma$). The value of the gain for the latter case ($r_2 = 2.43\gamma$) vanishes at $\Delta_p = 0$. The proper value of r_2 resulting in zero gain around $\Delta_p = 0$ can be obtained by:

$$r_2(r_1, \Omega_c) = \frac{r_1^2 + 4r_1\Omega_c^2 - 2\Omega_c^2 - 1}{-r_1 + 2\Omega_c^2 + 1}. \quad (8)$$

Fig.7 displays the effect of incoherent and coherent pump fields on the group index. Fig.7a shows the group index versus indirect incoherent pump rate r_1 for $\Omega_c = 1.0$ (solid), 1.7 (dashed), 4.0 (dot-dashed), 6.0 (dotted), while $r_2 = 0.0$. Fig.7b displays group index versus coherent pump field, Ω_c , for $r_1 = 1.5$ (solid), 2.0 (dashed), 3.0 (dash-dotted), and 5.0 (dotted), while $r_2 = 0$. In Fig.7c, the group index is plotted as a function of r_1 for $\Omega_c = 0.5$ (solid), 0.7 (dashed), 1.0 (dot-dashed), and 1.7 (dotted) while the second indirect incoherent pump has

rate $r_2 = r_2(r_1, \Omega_c)$ defined in Eq.(8). It shows that even for $\Omega_c < 1$ the probe pulse can propagate superluminally while the medium is transparent, if proper values for r_1 and r_2 are chosen.

III. CONCLUSION

In conclusion, we have controlled the dispersion and the absorption of a weak probe field in a three-level V-type atomic system. By application of indirect incoherent pump fields the effect of populating upper levels on optical properties of the atomic medium in presence of a strong coherent pump field has been investigated and it has been found that linear positive or negative transparent dispersion could occur between the doublet absorption or gain lines, respectively. Then the absorption free superluminal light propagation has been established in this system.

-
- [1] L. V. Hau, S. E. Harris, Z. Dutton, C. H. Behroozi, Nature (London) 397 (1999) 594.
- [2] M. O. Scully, Nature (London) 426 (2003) 616; M. O. Scully, M. S. Zubairy, Science 301 (2003) 181.
- [3] M. S. Bigelow, N. N. Lepeshkin, R. W. Boyd, Science 301 (2003) 200; M. S. Bigelow, N. N. Lepeshkin, R. W. Boyd, Phys. Rev. Lett. 90 (2003) 113903.
- [4] D. F. Phillips, A. Fleischhauer, A. Mair, R. L. Walsworth, M. D. Lukin, Phys. Rev. Lett. 86 (2001) 783; M. Bajcsy, A. S. Zibrov, M. D. Lukin, Nature (London) 426 (2003) 638.
- [5] L. J. Wang, A. Kuzmich, A. Dogariu, Nature (London) 406 (2000) 277; A. Dogariu, A. Kuzmich, L. J. Wang, Phys. Rev. A 63 (2001) 053806.
- [6] A. Lezama, S. Barreiro, A. M. Akulshin, Phys. Rev. A 59 (1999) 4732; A. V. Taichenachev, A. M. Tumaikin, V. I. Yudin, Phys. Rev. A 61 (1999) 011802 (R).
- [7] S. E. Harris, Phys. Today 50 (1997) 36.
- [8] M. Xiao, Y. Q. Li, S. Z. Jin, J. Gea-Banacloche, Phys. Rev. Lett. 74 (1995) 666.
- [9] Lord Rayleigh, Phil. Mag. XLVIII, 151 (1899).
- [10] L. Brillouin, Wave propagation and Group Velocity (Academic Press, New York, 1960).
- [11] M. Born and E. Wolf, Principles of Optics (Cambridge Uni. Press, Cambridge, 1997, 7th ed.).
- [12] L. D. Landau and E. Lifshitz, Electrodynamics of Continuous Media (Pergamon, Oxford, 1960) P. 286.
- [13] Md. A. I. Talukder, Y. Amagishi and M. Tomita, Phys. Rev. Lett. 86 (2001) 3546.
- [14] Y. Shimizu, N. Shiokawa, N. Yamamoto, M. Kozuma, T. Kuga, L. Deng, and E. W. Hagley, Phys. Rev. Lett. 89 (2002) 233001.
- [15] R. Y. Chiao, in Amazing Light, a Volume Dedicated to C. H. Townes on His Eightieth Birthday, Ed. R. Y. Chiao, (Springer, New York, 1996) p. 91.
- [16] R. Y. Chiao, Phys. Rev. A 48 (1993) R34.
- [17] E. L. Bolda, R. Y. Chiao, and J. C. Garrison, Phys. Rev. A 48 (1993) 3890.
- [18] A. M. Steinberg and R. Y. Chiao, Phys. Rev. A 49 (1994) 2071.
- [19] M. W. Mitchell and R. Y. Chiao, Am. J. Phys. 66 (1998) 14.
- [20] E. L. Bolda, J. C. Garrison, and R. Y. Chiao, Phys. Rev. A 49 (1994) 2938.
- [21] R. Y. Chiao and A. Steinberg, in Progress in Optics, Ed. E. Wolf (Elsevier, Amsterdam, 1997), P. 345.
- [22] A. M. Steinberg, P. G. Kwiat, and R. Y. Chiao, Phys. Rev. Lett. 71 (1993) 708.
- [23] M. Fleischhauer, C. H. Keitel, M. O. Scully, C. Su, Opt. Commu. 87 (1992) 109.
- [24] M. Mahmoudi, M. Sahrai, H. Tajalli, Phys. Lett. A 357 (2006) 66.
- [25] M. Mahmoudi, J. Evers, Phys. Rev. A 74 (2006) 063827.
- [26] J. Qian, H. Zhang, J. Opt. Soc. Am. B 21 (2004) 1364.
- [27] M. Mahmoudi, S. Worya Rabiei, L. Ebrahimi Zohravi, and M. Sahrai, Opt Commun. 281 (2008) 4681.
- [28] Y. Zeng, D. Han, Y. Bai, W. Chen, H. Cao, H. Lu, Phys. Lett. A 373 (2009) 3591-3593.
- [29] D. Bullock, J. Evers, C. H. Keitel, Phys. Lett. A 307 (2003) 8-12.
- [30] M. Mahmoudi, S. W. Rabiei, L. Safari, M. Sahrai, Laser Phys. Vol. 19 No. 7 (2009) 1428-1433.
- [31] M. O. Scully, M. S. Zubairy, Quantum Optic, Cambridge University Press, London, 1997.
- [32] G. S. Agarwal, T. Nath Dey, S. Menon, Phys. Rev. A 64 (2001) 053809.