

Minor-embedding in adiabatic quantum computation: II. Minor-universal graph design

Vicky Choi

Department of Computer Science, Virginia Tech

Abstract. In [6], we introduced the notion of minor-embedding in adiabatic quantum optimization. A minor-embedding of a graph G in a quantum hardware graph U is a subgraph of U such that G can be obtained from it by contracting edges. In this paper, we describe the intertwined adiabatic quantum architecture design problem, which is to construct a hardware graph U that satisfies all known physical constraints and, at the same time, permits an efficient minor-embedding algorithm. We illustrate an optimal complete-graph-minor hardware graph. Given a family \mathcal{F} of graphs, a (host) graph U is called \mathcal{F} -minor-universal if for each graph G in \mathcal{F} , U contains a minor-embedding of G . The problem for designing a \mathcal{F} -minor-universal hardware graph U_{sparse} in which \mathcal{F} consists of a family of sparse graphs (e.g., bounded degree graphs) is open.

1 Introduction

We introduced the notion of minor-embedding in adiabatic quantum optimization in [6]. In particular, we showed that the NP-hard quadratic unconstrained binary optimization problem on a graph G can be solved in an adiabatic quantum computer that implements the spin-1/2 Ising Hamiltonian, by reduction through minor-embedding of G in the quantum hardware graph U . We proved the correctness of the minor-embedding reduction and solved a related parameter setting problem in [6]. In this paper, we discuss the intertwined adiabatic quantum architecture design problem, which is to construct a hardware graph U that satisfies all known physical constraints and, at the same time, permits an efficient minor-embedding algorithm.

This paper is organized as follows. In Section 2, we review adiabatic quantum computation, and describe an adiabatic quantum architecture that is implemented with superconducting devices and the imposing physical constraints. In Section 3, we recall the minor-embedding in AQC. In Section 4, we describe an optimal complete-graph minor hardware graph. In Section 5, we discuss the open problem for designing sparse-graph minor universal hardware graphs and the related work in literature.

2 Adiabatic Quantum Optimization and Adiabatic Quantum Hardware Graph

Adiabatic quantum computation (AQC) was proposed by Farhi et al. [10,11] in 2000 as an alternative quantum paradigm to solve NP-hard optimization problems, which are believed to be classically intractable. Later, it was shown by Aharonov et al. [1] that AQC is not just limited to optimization problems, and is polynomially equivalent to conventional quantum computation (quantum circuit model). In this paper, we will focus on *quantum adiabatic optimization*, in which the final Hamiltonian is a diagonal matrix in the computational basis. In particular, we restrict to a subclass of Hamiltonians, known as *Ising Hamiltonians*:

$$\mathcal{H}_{\text{Ising}} = \sum_{i \in V(G)} h_i \sigma_i^z + \sum_{ij \in E(G)} J_{ij} \sigma_i^z \sigma_j^z. \quad (1)$$

where $V(G)$ ($E(G)$ resp.) is the vertex set (edge set resp.) of G , $h_i, J_{ij} \in \mathbb{R}$, and $\sigma_i^z = I \otimes I \otimes \dots \otimes \sigma^z \otimes \dots \otimes I$ (the Pauli matrix σ^z is in the i th position), similarly for $\sigma_i^z \sigma_j^z$.

The eigenvalues and the corresponding eigenstates of $\mathcal{H}_{\text{Ising}}$ are encoded in the following energy function:

$$\mathcal{E}(s_1, \dots, s_n) = \sum_{i \in V(G)} h_i s_i + \sum_{ij \in E(G)} J_{ij} s_i s_j \quad (2)$$

where $s_i \in \{-1, +1\}$, called a *spin*. In particular, the smallest eigenvalue of $\mathcal{H}_{\text{Ising}}$ corresponding to the minimum of \mathcal{E} , and $\arg \min \mathcal{E}$ corresponds to its eigenvector (called *ground state*) of $\mathcal{H}_{\text{Ising}}$. Hereafter, we refer the problem of finding the minimum energy of the Ising model or equivalently the ground state of Ising Hamiltonian as the *Ising problem*.

2.1 Adiabatic Quantum Algorithm

An adiabatic quantum algorithm is described by a system Hamiltonian

$$\mathcal{H}(t) = (1 - s(t))\mathcal{H}_{\text{init}} + s(t)\mathcal{H}_{\text{final}}$$

for $t \in [0, T]$, $s(0) = 0$, $s(T) = 1$. There are three ingredients of $\mathcal{H}(\cdot)$: (1) initial Hamiltonian: $\mathcal{H}(0) = \mathcal{H}_{\text{init}}$; (2) final Hamiltonian: $\mathcal{H}(T) = \mathcal{H}_{\text{final}}$; and (3) evolution path: $s : [0, T] \rightarrow [0, 1]$, e.g., $s(t) = \frac{t}{T}$. $\mathcal{H}(\cdot)$ is an adiabatic algorithm for an optimization problem if we encode the problem into the final Hamiltonian $\mathcal{H}_{\text{final}}$ such that the ground state of $\mathcal{H}_{\text{final}}$ corresponds to the answer to the problem. The initial Hamiltonian $\mathcal{H}_{\text{init}}$ is chosen to be non-commutative with

$\mathcal{H}_{\text{final}}$ and its ground state must be known and experimentally constructable, e.g., $\mathcal{H}_{\text{initial}} = -\sum_{i \in \mathcal{V}(G)} \Delta_i \sigma_i^x$. Here T is the running time of the algorithm. According to the adiabatic theorem, if $\mathcal{H}(t)$ evolves “slowly” enough, or equivalently, if T is large enough, which is determined by the minimum spectral gap (the difference between the two lowest energy levels) of the system Hamiltonian, the system remains at the ground state of $\mathcal{H}(t)$, and consequently, ground state of $\mathcal{H}(T) = \mathcal{H}_{\text{final}}$ gives the solution to the problem.

Therefore, if we set $\mathcal{H}_{\text{final}}$ to be $\mathcal{H}_{\text{Ising}}$, $\mathcal{H}(\cdot)$ is an adiabatic algorithm for the Ising problem. In physics,

$$\mathcal{H}(t) = (1 - s(t)) \left(\sum_{i \in \mathcal{V}(G)} \Delta_i \sigma_i^x \right) + s(t) \left(\sum_{i \in \mathcal{V}(G)} h_i \sigma_i^z + \sum_{ij \in \mathcal{E}(G)} J_{ij} \sigma_i^z \sigma_j^z \right)$$

is known as the *Ising model in a transverse field*.

2.2 Superconducting Architecture for AQC

A scalable superconducting architecture for adiabatic quantum computation that implements the Hamiltonian of Ising model in a transverse field was initially proposed by Kaminsky et al. [14]. D-Wave Systems Inc. [9] is building such a superconducting quantum processor. In particular, the quantum architecture is based on superconducting flux qubits connected via tunable coupling devices. See Figure 1(a) for the schematic of physical qubit-coupler-qubit, and [12] for its design and experimental results.

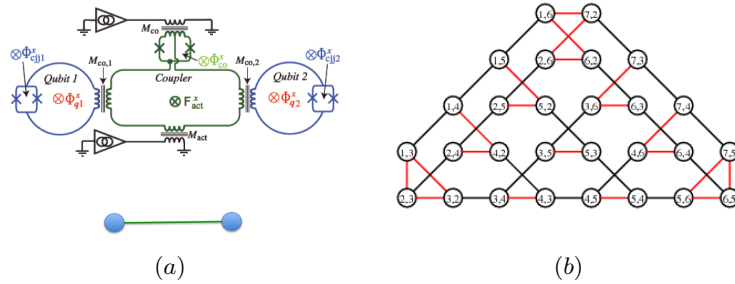


Fig. 1: (a) Schematic of superconducting based implementation of qubit-coupler-qubit [12]. (b) An example hardware graph of 28 qubits [7]. Each qubit is coupled with exactly 3 other qubits.

Topologically, an adiabatic quantum hardware architecture can be viewed as an undirected graph U with weighted vertices and weighted edges. See Figure 1(b) for an example. Let U denote the quantum hardware graph. Each vertex

$i \in V(U)$ corresponds to a qubit, and each edge $ij \in E(U)$ corresponds to a coupler between qubit i and qubit j . In the following, we will use qubit and vertex, and coupler and edge interchangeably when there is no confusion. There are two weights, h_i (called the qubit *bias*) and Δ_i (called the *tunneling amplitude*), associated with each qubit i . There is a weight J_{ij} (called the coupler *strength*) associated with each coupler ij . In general, these weights are functions of time, i.e., they vary over time, e.g., $h_i(t)$.

2.3 Physical Constraints

There are some known physical constraints on the quantum hardware graph (superconductor based design). In particular, there is a *degree-constraint* in that each qubit can have at most a constant number of couplers. The coupler (or edge) length can not be “too long” (that is, all neighbor qubits are within a bounded distance). Note that the wire of a qubit can be “stretched”. The shape of each qubit does not need to be a small circle. In other words, an adiabatic quantum hardware graph is a bounded-degree, edge-length bounded *geometric graph* (or known as *layout*). Notice that crossing is allowed (i.e., it can be a non-planar graph).

3 Minor-Embedding in AQC

Given an adiabatic quantum computer that implements the Ising Hamiltonian, one can thus solve an Ising problem on a graph G , if G can be embedded as a subgraph of the quantum hardware graph U . As mentioned above, there are physical constraints on the hardware graph U . In particular, the *degree-constraint* of a qubit implies that the graphs that can be solved on a given hardware graph U through subgraph embedding must also be degree-bounded. So what to do if G is not a subgraph of the hardware graph U ? Kaminsky et al. [13,14] observed and proposed that one can embed G in U through ferromagnetic coupling to solve Maximum Independent Set (MIS) problem (which is a special case of the Ising problem) of planar cubic graphs (regular graphs of degree-3) on an adiabatic quantum computer. In particular, they proposed an $n \times n$ square lattice as a scalable hardware architecture on which all $n/3$ -vertex planar cubic graphs are embeddable. The notion of embedding here follows naturally from physicists’ intuition that each *logical qubit* (corresponding to a vertex in the input graph) is mapped to a subtree of *physical qubits* (corresponding to vertices in the hardware graph) that are ferromagnetically coupled such that each subtree of physical qubits acts like a single logical qubit. For example, in Figure 2, the logical qubit 1 (in orange color) of the graph G is mapped to a subtree of physical qubits (labeled 1) of the square lattice. Informally, a minor-embedding

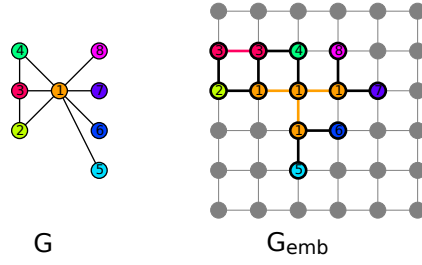


Fig. 2: G_{emb} (right) is a minor-embedding of G (left) in the square lattice U . Each vertex (called a logical qubit) of G is mapped to a (connected) subtree of (same color/label) vertices (called physical qubits) of U . G is called a (graph) minor of U .

G_{emb} of a graph G in the hardware graph U is a subgraph of U such that G_{emb} is an “expansion” of G by replacing each vertex of G with a (connected) subtree of U , or equivalently, G can be obtained from G_{emb} by contracting edges (same color in Figure 2). In graph theory, G is called a (graph) *minor* of U . (see for example [8]).

We now formally define minor-embedding.

Definition 1. Let U be a fixed hardware graph. Given G , the minor-embedding of G is defined by

$$\phi : G \longrightarrow U$$

such that

- each vertex in $V(G)$ is mapped to a connected subtree T_i of U ;
- there exists a map $\tau : V(G) \times V(G) \longrightarrow E(U)$ such that for each $ij \in E(G)$, there are corresponding $i_{\tau(i,j)} \in V(T_i)$ and $j_{\tau(j,i)} \in V(T_j)$ with $i_{\tau(i,j)} j_{\tau(j,i)} \in E(U)$.

Given G , if ϕ exists, we say that G is embeddable in U . When ϕ is clear from the context, we denote the minor-embedding $\phi(G)$ of G by G_{emb} ¹.

See Figure 2 for an example.

In particular, there are two special cases of minor-embedding:

- *Subgraph-embedding*: Each T_i consists of a single vertex in U . That is, G is isomorphic to G_{emb} (a subgraph of U).
- *Topological-minor-embedding*: Each T_i is a chain (or path) of vertices in U .

Remark: The embedding in [13,14] is the *topological-minor* embedding.

In [6], we have shown that the NP-hard quadratic unconstrained binary optimization problem [4,5] (which is equivalent to the Ising problem) on a graph

¹ With slight abuse of terminology, G_{emb} is also referred as G -minor.

G can be solved in an adiabatic quantum computer that implements the spin-1/2 Ising Hamiltonian, by reduction through minor-embedding of G in the quantum hardware graph U . By *reduction through minor-embedding*, we mean that one can reduce the original Ising Hamiltonian on the input graph G to the embedded Ising Hamiltonian \mathcal{H}^{emb} on its minor-embedding G_{emb} , i.e., the solution to the embedded Ising Hamiltonian gives rise to the solution to the original Ising Hamiltonian. We proved the correctness of the minor-embedding reduction. There are two components to the reduction: *embedding* and *parameter setting*. The embedding problem is to find a minor-embedding G_{emb} of a graph G in U . The parameter setting problem is to set the corresponding parameters, qubit bias and coupler strengths, of the embedded Ising Hamiltonian. In [6], we solved the parameter setting problem. The embedding problem, though, is dependent on the hardware graph design problem discussed in the following sections.

4 TRIAD: Optimal Hardware Graph for Embedding Complete Graph K_n

In this section, we describe a K_n -minor hardware graph, where K_n is a complete graph of n vertices. A triangular layout of a K_n -minor graph [18], called TRIAD, is shown in Figure 3.

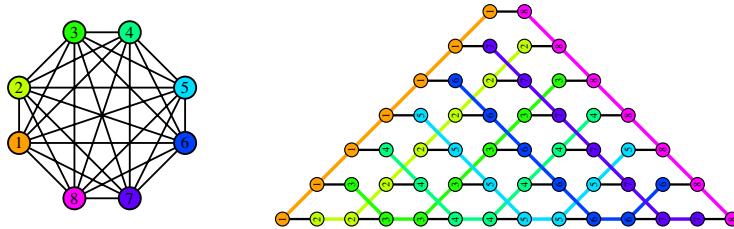


Fig. 3: Left, K_8 . Right, a triangular layout of a K_8 -minor. Each vertex of K_8 is mapped to a chain of 7 “virtual” vertices (with the same color).

4.1 Construction of TRIAD

The idea behind the construction of TRIAD is to map each vertex of K_n to a chain of $n - 1$ “virtual” vertices. The inductive construction is illustrated in Figure 4.

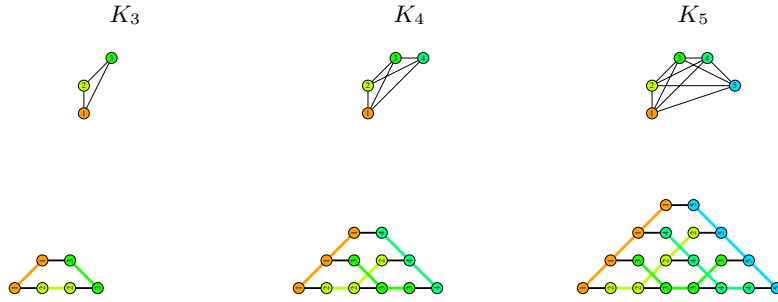


Fig. 4: Incremental construction: $K_3 \implies K_4 \implies K_5$. Starting with the basis layout of K_3 where each vertex is represented by a chain of two (which is the degree) virtual vertices. To construct the layout of K_4 from K_3 : extend each chain in the north-east direction by one new virtual vertex; place a chain of three virtual vertices for vertex 4 accordingly to achieve the needed adjacency. Inductively, we construct K_n from K_{n-1} .

4.2 Decomposition of TRIAD

Suppose the available degree (the number of allowed couplers) of a physical qubit is d . The idea is to chop the $n - 1$ virtual vertices into $\lceil \frac{n-3}{d-2} \rceil$ physical qubits². For example, suppose $n = 8$ and $d = 6$, then it will require two physical qubits: we “chop” the chain of 7 virtual vertices into two physical qubits: one consists of 3 virtual vertices and the other consists of 4 virtual vertices. See Figure 5(a) for the illustration. The result of such a chopping is a decomposition of K_n . Alternatively, we can view a complete graph K_n as a combination (disjoint union) of two complete subgraphs of $K_{\frac{n}{2}}$ and a complete bipartite graph of $K_{\frac{n}{2}, \frac{n}{2}}$. Inductively, a complete graph K_n (assume $n = 2^{ck}$) can be represented as a partition of complete graph K_c ’s and complete bipartite graph $K_{c,c}$ ’s, as illustrated in Figure 5(b). Notice that K_c is a minor of $K_{c,c}$. For example, if $d = 6$, one can thus use $K_{4,4}$ as the basic unit for building TRIAD. By construction, it is easy to see that TRIAD is optimized for embedding a complete graph K_n . Each logical qubit (vertex) of K_n requires at least $\lceil \frac{n-3}{d-2} \rceil$ physical qubits. That is, the hardware graph needs to have $\Omega(n^2/d)$ physical qubits.

In short, TRIAD satisfies all known physical constraints and admits a simple and efficient embedding (as illustrated in Figure 3) of K_n , which thus allows for embedding any graph of n vertices efficiently. Since qubits and couplers are scarce, we are interested in designing a sparse-graph-minor hardware graph.

² because each non-terminal physical qubit requires at least two couplers to connect to its adjacent physical qubits; there are at least two terminal physical qubits which require one coupler.

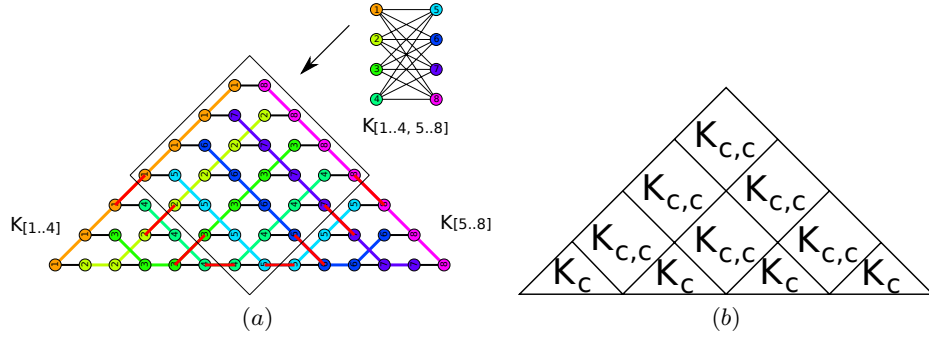


Fig. 5: (a) Chop (indicated by the red line) each chain of 7 virtual vertices into two physical qubits: one consists of first 3 virtual vertices and the other consists of remaining 4 virtual vertices. The result is a decomposition: $K_8 = K_{[1..4]} \cup K_{[1..4],[5..8]} \cup K_{[5..8]}$. (b) A complete graph K_n (assume $n = 2^{ck}$) can be represented as a partition of complete graph K_c 's and complete bipartite graph $K_{c,c}$'s.

5 Adiabatic Quantum Architecture U_{sparse} Design Problem

First, we introduce the terminology of minor-universal graph.

Definition 2. Given a family \mathcal{F} of graphs, a (host) graph U is called \mathcal{F} -minor-universal if for any graph $G \in \mathcal{F}$, there exists a minor-embedding of G in U .

Let \mathcal{F} consist of a set of sparse graphs (e.g., bounded degree graphs). It is also desirable that these sparse graphs are the underlying graphs of some classically hard instances. We are interested in designing a \mathcal{F} -minor-universal graph U_{sparse} that is as small as possible (in terms of number of qubits and number of couplers) subject to both physical constraints and embedding constraint. That is, it satisfies all known physical constraints and, at the same time, a minor-embedding can be efficiently computed.

5.1 Related Work and Discussion

The name “minor-universal” was naturally adopted from the “universal graph”. There are many studies on the construction of an universal graph (which is a special case of a minor-universal graph), see [2] and references therein. Many of these work are based on the expanders which seem to have the desired properties — sparse and yet highly connected. However, to the best of our knowledge, all the current known explicitly constructable expanders are *topological* graphs and require long edge lengths, while what we need is a *geometric* expander.

Minors are well-studied in graph theory, see for example [8]. Given a *fixed* graph G , there are algorithms that find a minor-embedding of G in U in polynomial time of size of U , from the pioneering $O(|V(U)|^3)$ time algorithm by Robertson and Seymour [17] to the recent nearly linear time algorithm of B. Reed. However, it is worthwhile to reiterate that these algorithms are for *fixed* G , and their running times are *exponential* in the size of G . Here the minor-embedding problem is to find a minor-embedding of G (for any given G) while fixing U . To the best of our knowledge, the only known work related to our minor-embedding problem was by Kleinberg and Rubinfeld [15], in which they showed that there is a randomized polynomial algorithm, based on a random walk, to find a minor-embedding in a given degree-bounded expander. However, as discussed above, the known expanders do not satisfy the physical constraints required.

Our embedding problem might appear similar to the embedding problem from parallel architecture studies. However, besides the different physical constraints for the design of architectures, the requirements are very different. In particular, in our embedding problem, we do not allow for *load* > 1 , which is the maximum number of logical qubits mapped to a single physical qubit. Also, we require *dilation*, which is the maximum number of stretched edges (through other qubits), to be exactly 1. However, all of the existing research on embedding problems for parallel processors [19], at least one of the conditions is violated (namely either load > 1 or dilation > 1).

We remark that the *treewidth* of U_{sparse} needs to necessarily large ($\omega(\log n)$) for otherwise the dynamic programming over the tree-decomposition of U_{sparse} would be able to solve the problem in $O(\exp(\text{tw}(U_{\text{sparse}})))$ time (while polynomial in the size of the input size) [3], once the embedding is given. For the quantum circuit model, it was shown by Markov & Shi [16] that a quantum circuit with n gates whose underlying graph has treewidth tw can be simulated in $O(\text{poly}(n)\exp(\text{tw}))$ time.

How does a minor-embedding affect the efficiency of an adiabatic algorithm? and how do we measure the goodness of an embedding? These problems in turn relate to the running time or complexity of quantum adiabatic algorithms. Recall that according to the adiabatic theorem, the running time of an adiabatic algorithm depends on the minimum spectral gap of the system Hamiltonian, which however is in general difficult to compute analytically. In order to address the time complexity of an adiabatic algorithm, one will also need to specify the initial Hamiltonian. The effect of the embedding and its consequential initial Hamiltonian on the complexity of an adiabatic algorithm remains to be investigated.

Acknowledgment

Most of this work was done while the author was working at D-Wave Systems Inc. I would like to thank my colleagues from whom I learn to derive this work. Thanks also go to David Kirkpatrick for the encouragement, advice and discussion, and Bill Kaminsky for the comments.

References

1. D. Aharonov, W. van Dam, J. Kempe, Z. Landau, S. Lloyd, and O. Regev. Adiabatic quantum computation is equivalent to standard quantum computation. *Proc. 45th FOCS*, 42–51, 2004.
2. N. Alon and M. Capalbo. Optimal universal graphs with deterministic embedding. *Proc. 19th SODA*, 2008.
3. H.L. Bodlaender. A partial k-arboretum of graphs with bounded treewidth. *Theoretical Computer Science*, **209**, 1–45, 1998.
4. E. Boros and P. Hammer. Pseudo-boolean optimization. *Discrete Appl. Math.*, (123):155–225, 2002.
5. E. Boros, P. L. Hammer, and G. Tavares. Preprocessing of quadratic unconstrained binary optimization. *Technical Report RRR 10-2006, RUTCOR Research Report.*, 2006.
6. V. Choi. Minor-embedding in adiabatic quantum computation: I. The parameter setting problem. *Quantum Inf. Processing.*, **7**, 193–209, 2008. Available at arXiv:quant-ph/0804.4884.
7. V. Choi. Systems, Devices and Methods For Analog Processing, US Patent Application US2009/0121215, May 14, 2009.
8. R. Diestel. *Graph Theory*. Springer-Verlag, Heidelberg, 2005.
9. D-Wave Systems Inc. 100-4401 Still Creek Dr., Burnaby, V5C 6G9, BC, Canada. <http://www.dwavesys.com/>
10. E. Farhi, J. Goldstone, S. Gutmann, and M. Sipser. Quantum computation by adiabatic evolution. arXiv:quant-ph/0001106, 2000.
11. E. Farhi, J. Goldstone, S. Gutmann, J. Lapan, A. Lundgren, and D. Preda. A quantum adiabatic evolution algorithm applied to random instances of an NP-complete problem. *Science*, **292**(5516), 472–476, 2001.
12. R. Harris and J. Johansson and A. J. Berkley and M. W. Johnson and T. Lanting and S. Han *et al.*. Experimental Demonstration of a Robust and Scalable Flux Qubit. arXiv:quant-ph/0909.4321, 2009.
13. W.M. Kaminsky and S. Lloyd. Scalable architecture for adiabatic quantum computing of NP-hard problems. *Quantum Computing and Quantum Bits in Mesoscopic Systems*, 2004.
14. W.M. Kaminsky, S. Lloyd, and T.P. Orlando. Scalable superconducting architecture for adiabatic quantum computation. arXiv.org:quant-ph/0403090, 2004.
15. J.M. Kleinberg and R. Rubinfeld. Short paths in expander graphs. *Proc. 37th FOCS*, 1996.
16. I.L. Markov and Y. Shi. Simulating quantum computation by contracting tensor networks *SIAM Journal on Computing*, **38**, 2008.
17. N. Robertson and P.D. Seymour. Graph minors. xiii: the disjoint paths problem. *J. Comb. Theory Ser. B*, **63**(1), 65–110, 1995.
18. G. Rose, P. Bunyk, M.D. Coury, W. Macready, V. Choi. Systems, Devices, and Methods For Interconnected Processor Topology, US Patent Application US2008/0176750, July 24, 2008.
19. L.F. Thomson. *Introduction to parallel algorithms and architectures: arrays, trees, hypercubes*. Morgan Kaufmann, San Mateo, California, 1992.