

# Effect of Radiative Feedbacks for Resonant Transitions during Cosmological Recombination

Kholupenko E.E.<sup>1</sup>, Ivanchik A.V.<sup>1,2</sup>, Varshalovich D.A.<sup>1,2</sup>

<sup>1</sup>Ioffe Physical-Technical Institute, St.-Petersburg 194021, Russia

<sup>2</sup> Cosmic Research Chair of the St.-Petersburg State Polytechnical University, Russia

## Abstract

The inhibition of the total HI  $n \leftrightarrow 1$  transition rate by delayed resonant reabsorption of HI  $(n + 1) \rightarrow 1$  photons by HI  $n \rightarrow 1$  line which is possible due to cosmological redshift is considered semi-analytically. The method taking into account this effect in the frame of simple three-level approximation model of recombination is suggested. It is confirmed that the resonant feedbacks affect ionization fraction at the level about 0.2% for the epoch of last scattering.

Similar consideration of HeI  $2^1P \leftrightarrow 1^1S \Rightarrow$  HeI  $2^3P \leftrightarrow 1^1S$  feedback for helium is provided. It is confirmed that allowance of this feedback leads to increase of predicted free electron fraction by 0.12% at  $z \simeq 2300$ . It is shown that taking into account absorption and thermalization of HeI  $2^1P \leftrightarrow 1^1S$  resonant superequilibrium photons (during their redshifting to the HeI  $2^3P \leftrightarrow 1^1S$  frequency) by small amount of neutral hydrogen ( $10^{-7} - 10^{-4}$  of total number of hydrogen atoms and ions) existing in helium recombination epoch is important for correct consideration of this helium feedback.

Keywords: cosmological recombination, CMB, anisotropy, feedback, hydrogen, helium, deuterium

# 1 Introduction

Cosmological recombination plays an important role for the observations of the CMBR anisotropy, because the visibility of epoch at fixed  $z$  directly depends on concentration of free electrons. Today it is clear that for correct analysis of experimental data from Planck mission (launched at May 2009) and other future experiments on anisotropy measurements the ionization fraction as a function of redshift should be calculated with relative accuracy within 0.1% at least. Also the codes for such calculations should be fast enough for effective determination of cosmological parameters from CMBR anisotropy data. Several approaches are suggested to satisfy these conditions: three-level approximation (TLA) with fudge factors (e.g. *recfast*, Seager et al. 1999, Wong et al. 2008), training-conception (e.g. *RICO*, Fendt et al. 2009), multy-level codes with not very large principal quantum number ( $5 \lesssim n_{\max} \lesssim 10$ ), and others. In a number of works the different approach was described (e.g. Dubrovich and Grachev 2005) and used (e.g. Kholupenko and Ivanchik 2006): the TLA-model has been successfully modified to include transitions from high excited states, helium recombination through ortho-channel, HI Ly $\alpha \Rightarrow$  HI 2s $\leftrightarrow$ 1s feedback, and hydrogen continuum absorption. These works show that the way of modification of TLA-model appears fruitful and in principal in this way TLA-model can be developed to the form taking into account cumulative action of “thin” effects considered until now for precise calculations of cosmological recombination.

The radiative feedbacks for the cosmological recombination problem have been considered in a number of works (Chluba and Sunyaev 2007, 2009; Switzer and Hirata 2008). The method presented in this work is similar to the method developed by Chluba and Sunyaev (2009), but in present work some additional analytical approximations have been obtained. Use of these approximations allows us to speed up the recombination calculations. The main purpose of this paper is to show how the effect of HI Ly( $n+1$ )  $\Rightarrow$  HI  $n\leftrightarrow 1$  feedbacks for hydrogen (Chluba and Sunyaev 2007, 2009) and HeI  $2^1P \leftrightarrow 1^1S \Rightarrow$  HeI  $2^3P \leftrightarrow 1^1S$  feedback for helium (Switzer and Hirata 2008, Chluba and Sunyaev 2009) can be taken into account in the frame of TLA-model and to provide an independent calculation of these effects for comparison.

## 2 Cosmological model

All calculations have been performed in the frame of standard cosmological model. Corresponding values of cosmological parameters are indicated in Tab. 1. Dependence of Hubble constant on redshift is given by the following

$$H(z) = H_0 \sqrt{\Omega_\Lambda + \Omega_m(1+z)^3 + \Omega_{\text{rel}}(1+z)^4} \quad (1)$$

Total concentration of atoms and ions for the certain component of plasma depends on redshift by power law:  $N \sim (1+z)^3$ .

Table 1: Parameters of the standard cosmological model

Value description	Symbol	Value
total matter (in the units of critical density)	$\Omega_{\text{tot}}$	1
non-relativistic matter	$\Omega_{\text{m}} = \Omega_{\text{CDM}} + \Omega_{\text{b}}$	0.27
baryonic matter	$\Omega_{\text{b}}$	0.045
relativistic matter	$\Omega_{\text{rel}} = \Omega_{\gamma} + \Omega_{\nu}$	$8.23 \cdot 10^{-5}$
vacuum-like energy	$\Omega_{\Lambda}$	0.73
Hubble constant	$H_0$	70 km/s/Mpc
radiation temperature	$T_0$	2.725 K
helium mass fraction	$Y$	0.24
deuterium-to-hydrogen ratio	$[D/H]$	$3 \cdot 10^{-5}$

### 3 Hydrogen Feedbacks

#### 3.1 Semi-analytical Consideration of Resonant Feedbacks for Hydrogen

The  $n \leftrightarrow 1$  transition rate is given by the following formula

$$J_n \simeq A_n \left( N_n (1 + \eta(\nu_n)) - \frac{g_n}{g_1} \eta(\nu_n) N_1 \right) \quad (2)$$

where  $A_n$  [ $\text{s}^{-1}$ ] is the coefficient of spontaneous radiative  $n \rightarrow 1$  transition,  $N_n$  [ $\text{cm}^{-3}$ ] is the concentration of atoms in the state  $n$ ,  $N_1$  [ $\text{cm}^{-3}$ ] is the concentration of atoms in the ground state,  $\eta(\nu)$  is the number of photons per  $\nu$  mode,  $\nu_n$  is the central frequency of  $n \rightarrow 1$  line,  $g_n$ ,  $g_1$  are the statistical weights of state  $n$  and the ground state.

Use of Sobolev solution allows us to rewrite (2) in more convenient form:

$$J_n \simeq P_n A_n \left( N_n (1 + \eta_n^+) - \frac{g_n}{g_1} \eta_n^+ N_1 \right) \quad (3)$$

where  $P_n$  is the usual Sobolev escape probability,  $\eta_n^+$  is the occupation number of radiation in the blue wing of  $n \rightarrow 1$  line (see Fig. 1).

Let us define the coefficient  $C_n$  (the factor by which ‘‘ordinary’’ Sobolev transition rate (corresponding to the presence of proper resonant radiation only) is inhibited by the feedback effect):

$$C_n = J_n / J_n^0 \quad (4)$$

where  $J_n^0$  is the  $n \leftrightarrow 1$  transition rate in the case of equilibrium radiation in the blue wing of  $n \leftrightarrow 1$  line (i.e.  $\eta_n^+ = \eta_n^0$  where  $\eta_n^0$  is equilibrium (planckian) occupation number at frequency  $\nu_n$ ). Neglecting induced  $n \rightarrow 1$  transitions (in comparison with spontaneous  $n \rightarrow 1$  transitions, since  $\eta_n^+ \lesssim 10^{-8} \ll 1$  for any reasonable case) one can obtain:

$$C_n = \frac{N_n - (g_n/g_1) \eta_n^+ N_1}{N_n - (g_n/g_1) \eta_n^0 N_1} \quad (5)$$

Using quasistacionary solution of radiation transfer problem for  $n \rightarrow 1$  line:

$$\eta = \frac{g_1 N_n}{g_n N_1} (1 - e^{-\tau}) + \eta^+ e^{-\tau} \quad (6)$$

and taking into account that for all Ly-lines optical depth  $\tau$  is much larger than unity at the central frequency and in the red wing, one can write:

$$\eta_n \simeq \eta_n^- \simeq \frac{g_1 N_n}{g_n N_1} \quad (7)$$

where  $\eta_n^-$  is the occupation number of radiation in the red wing of  $n \rightarrow 1$  line (see Fig. 1). Using (7) one can obtain the following expression for  $C_n$ :

$$C_n = \frac{\eta_n^- - \eta_n^+}{\eta_n^- - \eta_n^0} \quad (8)$$

In accordance with Zeldovich et al. (1968) and Peebles (1968) the populations of excited states are approximately determined relative to the state  $n = 2$  by the Boltzmann distribution:

$$\frac{N_n}{N_2} = \frac{g_n}{g_2} \exp\left(-\frac{E_n - E_2}{k_B T}\right) \quad (9)$$

Using (7) and (9) it is easy to show (e.g. Peebles 1968) that:

$$\eta_n^- = \eta_2^- \exp\left(-\frac{E_n - E_2}{k_B T}\right) \quad (10)$$

or approximately

$$\eta_n^- = \eta_\alpha \frac{\eta_n^0}{\eta_\alpha^0} \quad (11)$$

where  $\eta_\alpha = \eta_2^-$  is the HI Ly $\alpha$  occupation number (additional subscript  $\alpha$  emphasizes the important role of HI Ly $\alpha$  radiation for consideration of cosmological recombination).

It is well known that in the absence of absorption the value  $\eta_n^+$  can be found by using the following formula:

$$\eta_n^+(z) = \eta_{n+1}^-(z'_n) \quad (12)$$

where  $z'_n$  for this case is given by the following relation

$$z'_n = (1+z) \frac{\nu_{n+1}}{\nu_n} - 1 = (1+z) \frac{1 - (n+1)^{-2}}{1 - n^{-2}} - 1 \quad (13)$$

Using (11) one can obtain from (12) the following:

$$\eta_n^+(z) = \eta_{n+1}^0(z'_n) \frac{\eta_\alpha(z'_n)}{\eta_\alpha^0(z'_n)} \quad (14)$$

Substituting (11) and (14) into (8) one can find that

$$C_n = \frac{(\eta_\alpha/\eta_\alpha^0) - (\eta_{n+1}^0(z'_n)/\eta_n^0(z)) (\eta_\alpha(z'_n)/\eta_\alpha^0(z'_n))}{(\eta_\alpha/\eta_\alpha^0) - 1} \quad (15)$$

Note that definition (13) results in  $\eta_{n+1}^0(z'_n) = \eta_n^0(z)$ . Using this one can obtain the following formula for  $C_n$ :

$$C_n = \frac{(\eta_\alpha/\eta_\alpha^0) - (\eta_\alpha(z'_n)/\eta_\alpha^0(z'_n))}{(\eta_\alpha/\eta_\alpha^0) - 1} \quad (16)$$

Let us define the following function:

$$\Gamma_H = \frac{\eta_\alpha}{\eta_\alpha^0} - 1 \quad (17)$$

which has sense of relative overheating of Ly $\alpha$  radiation in comparison with its equilibrium value (see top panel of Fig. 2). Using this function the formula for  $C_n$  can be rewritten in the following form:

$$C_n = 1 - \Gamma_H(z'_n)/\Gamma_H(z) \quad (18)$$

Formula (18) shows us that in the first approximation the knowledge of the **only** function  $\Gamma_H(z)$  is enough for calculating **all** the feedback inhibition coefficients  $C_n$ .

Asymptotic of  $C_n$  at large  $n$  can be obtained by using Taylor's expansion for  $\Gamma_H(z'_n)$ :

$$\Gamma_H(z'_n) \simeq \Gamma_H(z) + \frac{d\Gamma_H(z)}{dz} (z'_n - z) \quad (19)$$

For the large  $n$  the following approximation is valid (e.g. Grin and Hirata 2009)

$$z'_n \simeq z + 2(1+z)n^{-3} \quad (20)$$

Using (19) and (20) one can obtain

$$C_n \simeq -\frac{2(1+z)}{n^3} \frac{d \ln \Gamma_H}{dz} = -\frac{2}{n^3} \frac{d \ln \Gamma_H}{d \ln(1+z)} \quad (21)$$

Formula (21) is valid for principal quantum numbers  $n \geq 16$  and redshifts  $z = 800 - 1800$  with relative accuracy within 10%. Dependence of  $d \ln \Gamma_H / d \ln(1+z)$  on  $z$  is shown in the bottom panel of Fig. 2. Note that this dependence is almost linear for  $z = 1000 - 1300$ . Taking this into account one can find simple approximation of  $\Gamma_H$  for different values of the key cosmological parameters. Such an approximation may be useful for fast calculations of full set of inhibition coefficients  $C_n$  without preliminary calculation of  $\Gamma_H$ .

Formula (21) shows that at any fixed  $z$  values  $C_n$  decrease with increasing  $n$  by power law  $n^{-3}$ . This means that beginning from some value  $n_{\max}$  the total influence of transitions from high excited states with  $n \geq n_{\max}$  and feedback effect becomes negligible (at any given level of accuracy).

It should be noted that  $C_n$  are the functions of non-equilibrium radiation field at different moments  $z'$  (shifted relative current moment  $z$ ). This radiation field depends on solution of cosmological recombination problem which in turn depends on  $C_n$  in general case. This means that for maximal accuracy of numerical solution of considered problem one should use iteration method (Chluba and Sunyaev 2007, Switzer and Hirata 2008). Nevertheless it is evident that influence of taking into account  $C_n$  on ionization history and non-equilibrium radiation field is small, i.e. correction to intensity of non-equilibrium radiation is much less than unity (no more than several percent). This allows us to use

unperturbed (i.e. calculated in the frame of standard TLA model without feedbacks) value of Ly $\alpha$  radiation field for determination of function  $\Gamma_H(z)$ .

Coefficients  $C_n$  may be useful not only for improvement of TLA model but also for using in multilevel codes (without splitting on angular moment (Grachev and Dubrovich 1991) and with splitting on angular moment (Burgin 2003, Rubino-Martin et al. 2006, Switzer and Hirata 2008, Grin and Hirata 2009)) for precise calculations of ionization history and recombination distortions of CMBR spectrum. As well as formalism of Sobolev escape probability, the formalism of inhibition coefficients  $C_n$  allows us to avoid direct solution of radiation transfer equations for lines and transitions under consideration.

Results of calculations of coefficients  $C_n(z)$  are shown in the Figs 3 and 4.

### 3.2 Influence of Feedbacks on Hydrogen Recombination

Knowledge of coefficients  $C_n(z)$  allows us to calculate the feedback correction to the hydrogen ionization fraction  $x_{\text{HII}}$  and correspondingly to the concentration of free electrons  $\Delta N_e/N_e$ . Ionization fraction  $x_{\text{HII}}$  is determined by the standard TLA kinetic equation (Peebles 1968, Seager et al. 1999) with modified inhibition factor:

$$C_{\text{HI}} = \frac{A_{\text{eff}}^r + A_{2s1s}}{\beta_{\text{HI}} + A_{\text{eff}}^r + A_{2s1s}} \quad (22)$$

where  $A_{\text{eff}}^r$  is the new total effective coefficient of  $np \leftrightarrow 1s$  transitions,  $A_{2s1s}$  is the coefficient of  $2s \rightarrow 1s$  two-photon spontaneous transition,  $\beta_{\text{HI}}$  is the effective total ionization coefficient from excited states of hydrogen atoms. The effective coefficient  $A_{\text{eff}}^r$  is given by the following formula:

$$A_{\text{eff}}^r = \sum_{n \geq 2} C_n \frac{g_n}{g_1} P_n A_n \exp\left(-\frac{E_n - E_2}{k_B T}\right) \quad (23)$$

where  $E_n$  is the energy of level  $n$ . Taking into account the approximated expression for Sobolev escape probability

$$P_n \simeq \frac{g_1 8\pi H \nu_n^3}{g_n A_n N_{\text{HI}} c^3} \quad (24)$$

one can find the correction to the total rate of  $np \leftrightarrow 1s$  transitions in comparison with the ‘‘standard’’  $2p \leftrightarrow 1s$  rate:

$$\frac{\Delta J}{J_{2p1s}} = -(1 - C_2) + \sum_{n \geq 3} C_n \frac{\nu_n^3}{\nu_\alpha^3} \exp\left(-\frac{E_n - E_2}{k_B T}\right) \quad (25)$$

Including feedback  $3 \Rightarrow 2$  leads to the negative (i.e. decelerating) correction  $(1 - C_2)$  while  $(n + 1) \Rightarrow n$  feedbacks ( $n \geq 3$ ) lead to positive (i.e. accelerating) corrections. It has the following explanation: coefficients  $C_n$  take into account not only re-absorption of  $(n + 1) \rightarrow 1$  photons in  $n \rightarrow 1$  line (decelerating part of effect which is equal to  $(C_n - 1)$ ) but also  $n \rightarrow 1$  transitions due to escape of photons from line profile (accelerating part which is equal to 1). Both these effects have not been taken into account in the standard TLA-model excepting  $2p \rightarrow 1s$  transitions due to escape of Ly $\alpha$  photons from line profile.

Note that in traditional notation of recombination kinetic equation (e.g. Peebles 1968, Wong et al. 2008) for allowance of hydrogen feedbacks one should replace usual Peebles  $K_H$ -factor ( $K_H^{\text{old}} = c^3 / (8\pi\nu_\alpha^3 H)$ , where  $H$  is the Hubble constant as a function of  $z$  according formula (1)) by the following:

$$K_H^{\text{new}} = K_H^{\text{old}} \left( 1 + \frac{\Delta J}{J_{2p1s}} \right)^{-1} \quad (26)$$

Results of calculations of relative change of free electron concentration during hydrogen recombination epoch are shown in the Fig. 5.

For comparison with result by Chluba and Sunyaev (2009) for hydrogen, the relative difference of the free electron concentration  $\Delta N_e / N_e$  between the Feedback TLA model and TLA model taking into account transitions from high excited np-states ( $n \geq 3$ ) due to escape of Ly $n$  photons from line profiles (e.g. Dubrovich and Grachev 2005) has been calculated (see Fig. 6). The maximum of this relative difference is 0.259% at  $z \simeq 1055$ , which is in very good accordance with corresponding result by Chluba and Sunyaev (2009).

### 3.3 Effect of Neutral Deuterium

The fact that deuterium Ly $\alpha$  frequency is larger than hydrogen one means that redshifted hydrogen Ly $\beta$  photons may be absorbed by neutral deuterium earlier than by hydrogen. This may lead to screening of redshifted hydrogen Ly $\beta$  radiation from HI 1s $\rightarrow$ 2p transitions by depth of neutral deuterium. Fung and Chluba (2009) have noted that existence of such screening depends on concrete conditions of radiation transfer, and estimate of screening effect may be very complicated problem in general case. In this subsection some necessary details of redshifted HI Ly $\beta$  radiation transfer through DI Ly $\alpha$  and HI Ly $\alpha$  lines are considered. The absorption coefficients [ $\text{cm}^{-3}$ ] for hydrogen and deuterium in 2p  $\rightarrow$  1s line are given by the following formula

$$\kappa_X(\nu, z) = \frac{g_{2p}}{g_{1s}} A_{X,2p} \phi_{X,2p}(\nu) N_{X,1s} \quad (27)$$

where subscript  $X$  denotes component ( $X = H$  or  $D$ ),  $\phi_{X,2p}(\nu)$  [ $\text{Hz}^{-1}$ ] is the absorption 2p $\rightarrow$ 1s line profile for component  $X$  ( $\int \phi_{X,2p}(\nu) d\nu = 1$ ),  $N_{X,1s}$  is concentration of atoms  $X$  in ground state.

Corresponding optical depths are given by the following formula

$$\tau_X(\nu, z) = \int_\nu^\infty \frac{c^3}{8\pi\nu'^3} \frac{\kappa_X(\nu', z')}{H(z')} d\nu' \quad (28)$$

where  $z' = (1+z)\nu'/\nu - 1$ .

The value  $N_{D,1s}$  is controlled mainly by charge transfer reaction (Galli and Palla 1998, Stancil et al. 1998 and references therein):



which tries to keep the fraction of neutral deuterium a little larger than the one of neutral hydrogen. This deviation between fractions of neutral hydrogen and neutral deuterium is

due to difference between their ionization energies which in turn is determined by isotopic shift for these atoms. This energy difference is  $\Delta T_{\text{DH}} = 43$  K in temperature units. Therefore during hydrogen recombination epoch  $z = 800 - 1600$  the relative deviation of neutral deuterium fraction from hydrogen one is an order about  $\Delta T_{\text{DH}}/T \lesssim 0.02 \ll 1$ . Neglecting this deviation one can obtain the following formula (see also Wolf Savin 2002)

$$N_{\text{D},1s} \simeq N_{\text{D}} \frac{N_{\text{H},1s}}{N_{\text{H}}} \quad (30)$$

where  $N_{\text{D}}$  is the total concentration of deuterium atoms and ions,  $N_{\text{H}}$  is the same for the hydrogen. Using (30) one can estimate the absorption coefficient  $\kappa_{\text{D}}$  and optical depth  $\tau_{\text{D}}$ .

Absorption coefficients and optical depths are shown in the Fig 7. The difference between central frequencies of absorption coefficients for hydrogen and deuterium is due to isotopic shift having relative value  $m_e/(2m_p) \simeq 27.2 \cdot 10^{-5}$ . The difference between magnitudes of absorption coefficients is determined by the natural abundance of deuterium relative to hydrogen. The difference between thermal (Doppler) widths of absorption coefficients is due to different masses for hydrogen and deuterium atoms.

From top panel of Fig. 7 one can see that at the central frequency of DI  $2p \rightarrow 1s$  line the absorption coefficient of deuterium is about an order of magnitude larger than hydrogen one (note that for hydrogen the wing of profile is at this frequency). Nevertheless, despite this one should take into account that regions and frequency ranges where the interaction between matter and radiation becomes significant are determined by the following condition  $\tau \sim 1$ . From bottom panel of Fig. 7 one can see that optical depth for deuterium achieves unity at the frequency where the optical depth for hydrogen already has the values much larger than unity ( $\sim 10^4$ ). Therefore, despite the fact that central absorption frequency for deuterium is larger than for hydrogen, the actual frequency of interaction for deuterium is less than corresponding one for hydrogen. This means that the redshifted Ly $\beta$  photons of hydrogen interact with neutral hydrogen at transitions HI  $1s \rightarrow 2p$  earlier than with neutral deuterium at transitions DI  $1s \rightarrow 2p$ , i.e. effect of screening is absent in the considered case.

## 4 Helium Feedback

### 4.1 Semi-analytical Consideration of Feedback for Helium

In the difference from radiation transfer during hydrogen recombination epoch when the medium is almost transparent for radiation at non-resonant frequencies (i.e. absorption is negligible) the transfer of redshifted HeI  $n \rightarrow 1$  photons during helium recombination epoch occurs at the presence of sufficient continuum absorption, namely absorption at ionization of neutral hydrogen atoms. Interaction of redshifted HeI  $n \rightarrow 1$  quanta with neutral hydrogen leads to the partial thermalization of this superequilibrium radiation. This should be taken into account in the solution of radiation transfer equation, so instead of formula (12) one should use the following:

$$\eta_n^+(z) = \eta_{n+1}^-(z'_n) \exp(-\tau_{(n+1) \Rightarrow n}^{\text{H}}) + \eta_n^0(z) (1 - \exp(-\tau_{(n+1) \Rightarrow n}^{\text{H}})) \quad (31)$$



where  $\tau_{(n+1)\Rightarrow n}^{\text{H}}$  is the optical depth due to ionization of neutral hydrogen. Since in present work we consider only  $2^1P \leftrightarrow 1^1S \Rightarrow 2^3P \leftrightarrow 1^1S$  feedback for helium recombination we can write the following expression for  $\tau_{2^1P\Rightarrow 2^3P}^{\text{H}}$ :

$$\tau_{2^1P\Rightarrow 2^3P}^{\text{H}}(z) = \int_z^{z_{2^3P}} \frac{c\sigma_{\text{H}}(\nu') N_{\text{HI}}(z')}{H(z')(1+z')} dz' \quad (32)$$

where  $z_{2^3P} = (\nu_{2^1P}/\nu_{2^3P})(1+z) - 1$ ,  $\sigma_{\text{H}}(\nu')$  is the ionization crosssection of hydrogen ground state at frequency  $\nu' = \nu_{2^3P}(1+z')/(1+z)$ ,  $N_{\text{HI}}(z')$  is the concentration of neutral hydrogen atoms at the moment with redshift  $z'$ . Using Saha approximation for  $N_{\text{HI}}$  the optical depth  $\tau_{2^1P\Rightarrow 2^3P}^{\text{H}}$  can be estimated (with relative accuracy within 5% for  $z \geq 1800$ ) by the following expression:

$$\tau_{2^1P\Rightarrow 2^3P}^{\text{H}}(z) \simeq \frac{c\sigma_{\text{H}}(\nu_{2^3P}) N_{\text{HI}}(z) k_{\text{B}}T(z)}{H(z)} \frac{k_{\text{B}}T(z)}{I_{\text{H}}} \left( 1 - \exp\left(\frac{I_{\text{H}}}{k_{\text{B}}T(z_{2^3P})} - \frac{I_{\text{H}}}{k_{\text{B}}T(z)}\right) \right) \quad (33)$$

where  $I_{\text{H}}$  is the ionization energy of hydrogen ground state.

Likewise the hydrogen case, let us define  $\Gamma_{\text{He}} = (\eta_{2^1P}/\eta_{2^1P}^0) - 1$ , where  $\eta_{2^1P}$  is the actual occupation number in HeI  $2^1P \rightarrow 1^1S$  line,  $\eta_{2^1P}^0$  is the equilibrium occupation number in HeI  $2^1P \rightarrow 1^1S$  line.

Substitution of (31) into (8) gives us the following formula:

$$C_{2^3P} = 1 - \frac{\Gamma_{\text{He}}(z_{2^3P})}{\Gamma_{\text{He}}(z)} \exp(-\tau_{2^1P\Rightarrow 2^3P}^{\text{H}}) \quad (34)$$

Dependencies of  $C_{2^3P}$  and  $\tau_{2^1P\Rightarrow 2^3P}^{\text{H}}$  on redshift  $z$  are shown in the Fig. 8.

## 4.2 Influence of Feedback on Helium Recombination

Knowledge of coefficient  $C_{2^3P}(z)$  allows us to calculate the feedback correction to the helium ionization fraction  $x_{\text{HeII}} = N_{\text{HeII}}/N_{\text{He}}$  and correspondingly to the concentration of free electrons  $\Delta N_e/N_e$ . Ionization fraction is determined by the standard TLA kinetic equation (Matsuda et al. 1969, Seager et al. 1999, Kholupenko et al. 2007, Wong et al. 2008) with modified inhibition factor for ortho-channel of recombination:

$$C_{\text{or}} = \frac{C_{2^3P} (g_{2^3P}/g_{2^3S}) A_{2^3P} (P_{2^3P}^{\text{H}} + P_{2^3P}^{\text{r}}) \exp(-E_{2^3P2^3S}/k_{\text{B}}T)}{\beta_{\text{or}} + C_{2^3P} (g_{2^3P}/g_{2^3S}) A_{2^3P} (P_{2^3P}^{\text{H}} + P_{2^3P}^{\text{r}}) \exp(-E_{2^3P2^3S}/k_{\text{B}}T)} \quad (35)$$

where  $A_{2^3P}$  is the coefficient of HeI  $2^3P \rightarrow 1^1S$  spontaneous transition,  $E_{2^3P2^3S}$  is the  $2^3P \rightarrow 2^3S$  transition energy,  $\beta_{\text{or}}$  is the effective total ionization coefficient of helium ortho-states,  $P_{2^3P}^{\text{H}}$  is the probability of HeI  $2^3P \rightarrow 1^1S$  transitions due to destruction of HeI  $2^3P \rightarrow 1^1S$  resonant photons by neutral hydrogen within line (Switzer and Hirata 2008, Kholupenko et al. 2007, Rubino-Martin et al. 2008),  $P_{2^3P}^{\text{r}}$  is the modified Sobolev escape probability of HeI  $2^3P \rightarrow 1^1S$  transitions (Kholupenko et al. 2008). Expressions for probabilities  $P_{2^3P}^{\text{H}}$  and  $P_{2^3P}^{\text{r}}$  appropriate for TLA-models can be found in Wong et al. (2008) and Kholupenko et al. (2008). For comparison with Chluba and Sunyaev (2009), the dependence of the effective escape probability  $C_{2^3P} (P_{2^3P}^{\text{H}} + P_{2^3P}^{\text{r}})$  on redshift

$z$  is presented in Fig. 9. This function is in very good accordance with result by Chluba and Sunyaev (2009).

Dependencies of the free electron fraction normalized by total concentration of hydrogen  $N_e/N_H$  and correction  $\Delta N_e/N_e$  on redshift  $z$  for the helium recombination epoch are presented in Figs 10 and 11 correspondingly.

In the Fig. 11 for additional comparison with Chluba and Sunyaev (2009),  $\Delta N_e/N_e$  in the case of partial taking into account hydrogen continuum absorption is presented (“partial” means that radiation transfer within the resonant  $2^1P \leftrightarrow 1^1S$  and  $2^3P \leftrightarrow 1^1S$  lines has been calculated with taking into account the presence of neutral hydrogen, but radiation transfer between these lines has been calculated without the presence of neutral hydrogen). In this case the maximum of  $\Delta N_e/N_e$  is 0.372% at  $z \simeq 2018$ . Such perturbation of free electron number can affect the visibility function much larger than in the case of complete taking into account hydrogen continuum absorption (i.e. that would be important for analysis of damping tail of CMB anisotropy). Obtained result is in very good accordance with corresponding one by Chluba and Sunyaev (2009). Once again it should be noted that result for partial taking into account hydrogen continuum absorption is not valid and was obtained as intermediate one for comparison only.

## 5 Results

The main result of this paper is the semi-analytical approach (formulae 17, 18, 22 - 26, 33 - 35) describing the feedback effect for resonant transitions in cosmological plasma. This approach allows us to calculate the free electron concentration  $N_e$  taking into account feedback effect and correction  $\Delta N_e/N_e$  relative to the “standard” free electron concentration obtained in the frame of common TLA model (i.e. TLA model without taking into account transitions from high excited states  $n \geq 3$  and feedbacks, e.g. **recfast** by Wong et al. 2008).

The correction to the free electron concentration  $\Delta N_e/N_e$  during hydrogen recombination epoch is presented in the Fig. 5. The maximal value of this correction is 0.216% at redshift about  $z \simeq 1020$ . It can lead to the anisotropy power spectrum correction having the order about 0.1 - 0.2%.

The correction to the free electron concentration  $\Delta N_e/N_e$  during helium recombination epoch is presented in the Fig. 11. The maximal value of this correction is 0.117% at redshift about  $z \simeq 2308$ . Such value of correction is negligible at the current level of experimental accuracy (e.g. needed for treatment of Planck experimental data).

All results obtained in this work (in the frame of modified TLA model) are in very good accordance with corresponding results obtained in the frame of multilevel model by Chluba and Sunyaev (2009).

The main conclusions of present work are the following:

- 1) The modification of ionization history of the Universe due to HI Ly( $n+1$ )  $\Rightarrow$  HI  $n \leftrightarrow 1$  feedbacks is important for correct analysis of CMB anisotropy power spectrum at the current level of experimental accuracy (e.g. Planck mission). This modification in particular can be taken into account by using semi-analytical approach developed in present paper.
- 2) The modification of ionization history of the Universe due to HeI  $2^1P \leftrightarrow 1^1S \Rightarrow 2^3P \leftrightarrow 1^1S$  feedback is negligible for correct analysis of CMB anisotropy power spectrum

at the current level of experimental accuracy. The smallness of this modification is particularly provided by screening of HeI  $2^1P \leftrightarrow 1^1S$  resonant quanta from HeI  $2^3P \leftrightarrow 1^1S$  transition by small amount of neutral hydrogen existing during helium recombination. It allows us to avoid accounting the feedbacks for helium at modeling of cosmological recombination.

### Acknowledgements

Authors thank M.S. Burgin for pointing out the problem of possible screening of HI Ly $\beta$  radiation by neutral deuterium. Also authors thank J. Chluba and J. Fung who have clarified the important role of optical depth for deuterium screening. Authors are grateful to participants of Workshops "Physics of Cosmological Recombination" (Max Planck Institute for Astrophysics, Garching 2008 and University Paris-Sud XI, Orsay 2009) for useful discussions on cosmological recombination.

This work has been performed with support of RFBR grant 08-02-01246a, grant "Leading Scientific Schools of Russia" NSh-2006.2008.2 and grant of Dynasty Foundation.

### References

- Burgin M.S., Astronomy Reports, 47, 709 (2003)  
Chluba J., Sunyaev R.A., A&A, 475, 109 (2007)  
Chluba J., Sunyaev R.A., arXiv:0909.2378 (2009)  
Dubrovich V.K., Grachev S.I., Astronomy Letters, 31, 359 (2005)  
Fendt W.A., Chluba J., Rubino-Martin J.A., Wandelt B.D., Ap. J. Supplement, 181, 627 (2009).  
Fung J., Chluba J., in preparation (2009)  
Galli D., Palla F., A&A, 335, 403 (1998)  
Grachev S.I., Dubrovich V.K., ASTROPHYSICS, 34, 124 (1991)  
Grin D., Hirata C.M., arXiv:0911.1359  
Kholupenko E.E., Ivanchik A.V., Astronomy Letters, 32, 795 (2006)  
Kholupenko E.E., Ivanchik A.V., Varshalovich D.A., MNRAS Letters, 378, L39 (2007)  
Kholupenko E.E., Ivanchik A.V., Varshalovich D.A., Astronomy Letters, 34, 725 (2008)  
Matsuda T., Sato H., Takeda H., Progr. Theor. Physics, 42, 219 (1969)  
Peebles P. J., ApJ, 153, 1 (1968)  
Rubino-Martin J.A., Chluba J., Sunyaev R.A., MNRAS, 371, 1939 (2006)  
Rubino-Martin J.A., Chluba J., Sunyaev R.A., A&A, 485, 377 (2008)  
Seager S., Sasselov D.D., Scott D., ApJ, 523, L1 (1999)  
Stancil P.C., Lepp S., Dalgarno A., ApJ, 509, 1 (1998)  
Switzer E.R., Hirata C.M., Phys.Rev. D, 77, id. 083006 (2008)  
Wolf Savin D., ApJ, 566, 599 (2002)  
Wong W.Y., Moss A., Scott D., MNRAS, 386, 1023 (2008)  
Zeldovich Y.B., Kurt V.G., Sunyaev R. A., ZhETF, 55, 278 (1968)

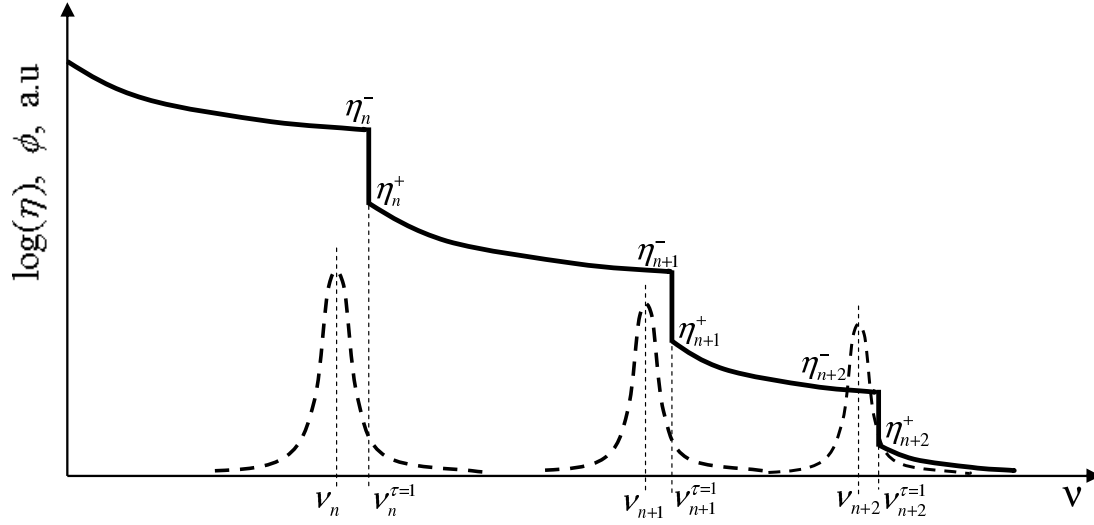


Figure 1: Schematic picture of superequilibrium radiation transfer: occupation number  $\eta$  as a function of frequency  $\nu$  is shown by thick solid line, absorption line profiles  $\phi$  as functions of frequency  $\nu$  are shown by thick dashed line. Value  $\nu_n$  is the central frequency of  $n \rightarrow 1$  line profile, value  $\nu_n^{\tau=1}$  is the frequency at which the optical depth in  $n \rightarrow 1$  line achieves unity.

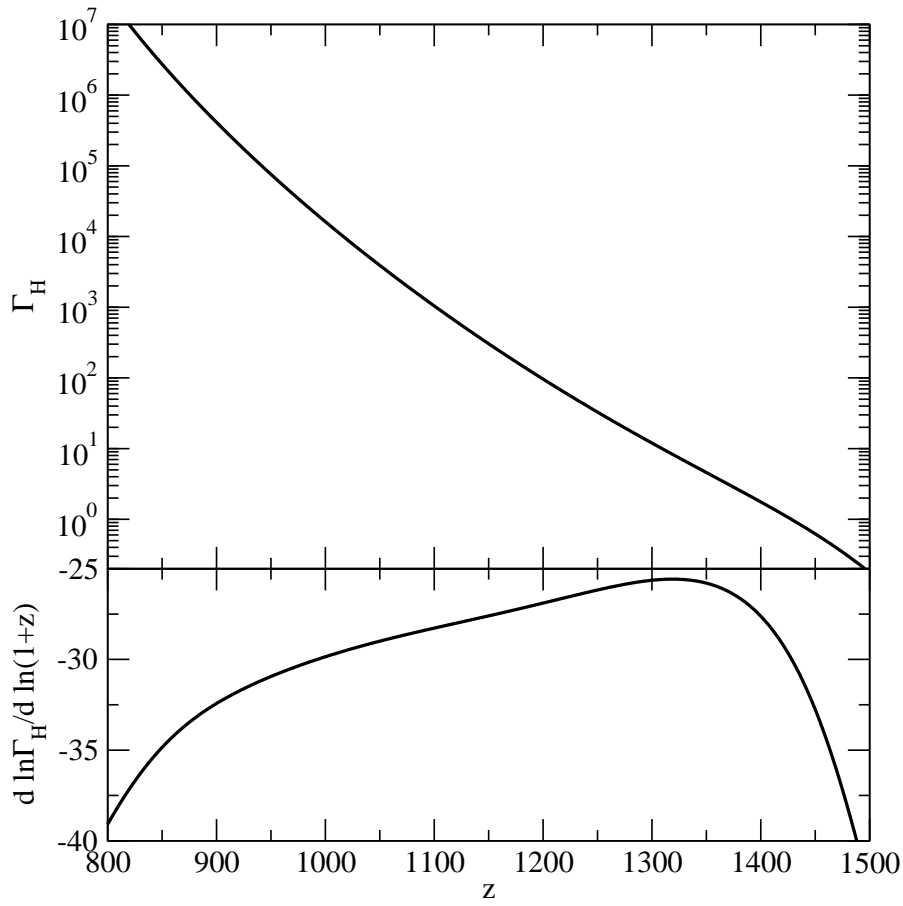


Figure 2: **Top panel:** Dependence of  $\Gamma_H$  on redshift  $z$ . **Bottom panel:** Dependence of  $d \ln \Gamma_H / d \ln(1+z)$  on redshift  $z$ .

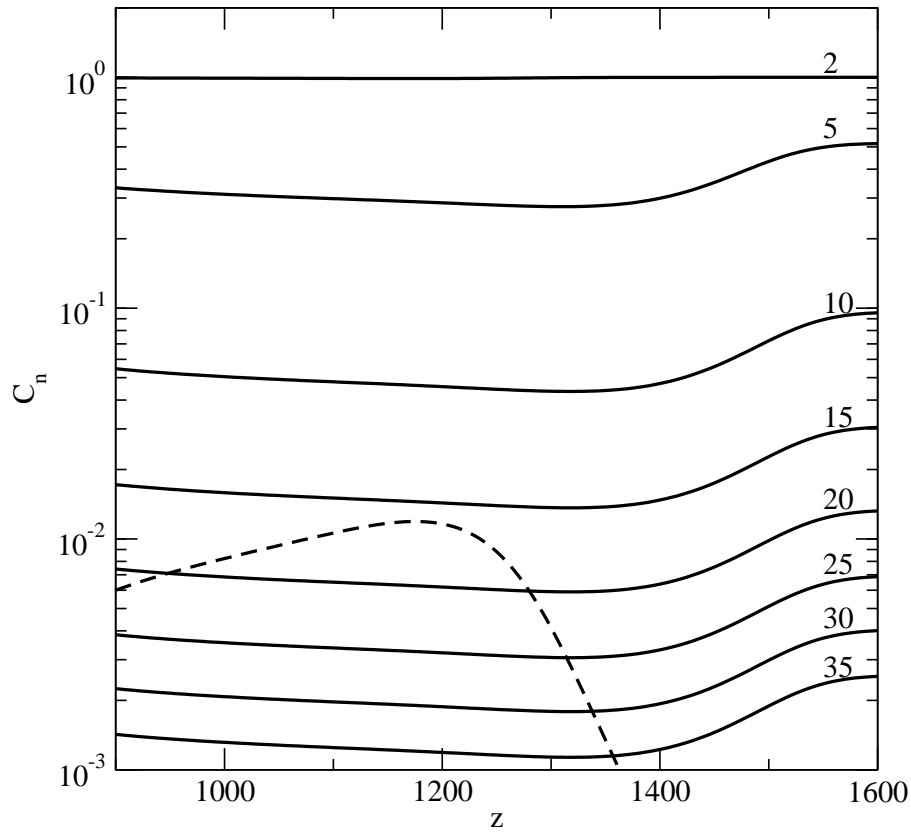


Figure 3: Dependencies of  $C_n$  on redshift  $z$  are shown by solid lines for different values of principal quantum number  $n$  indicated near lines. Dependence of  $(1 - C_2)$  on redshift  $z$  is shown by dashed line.

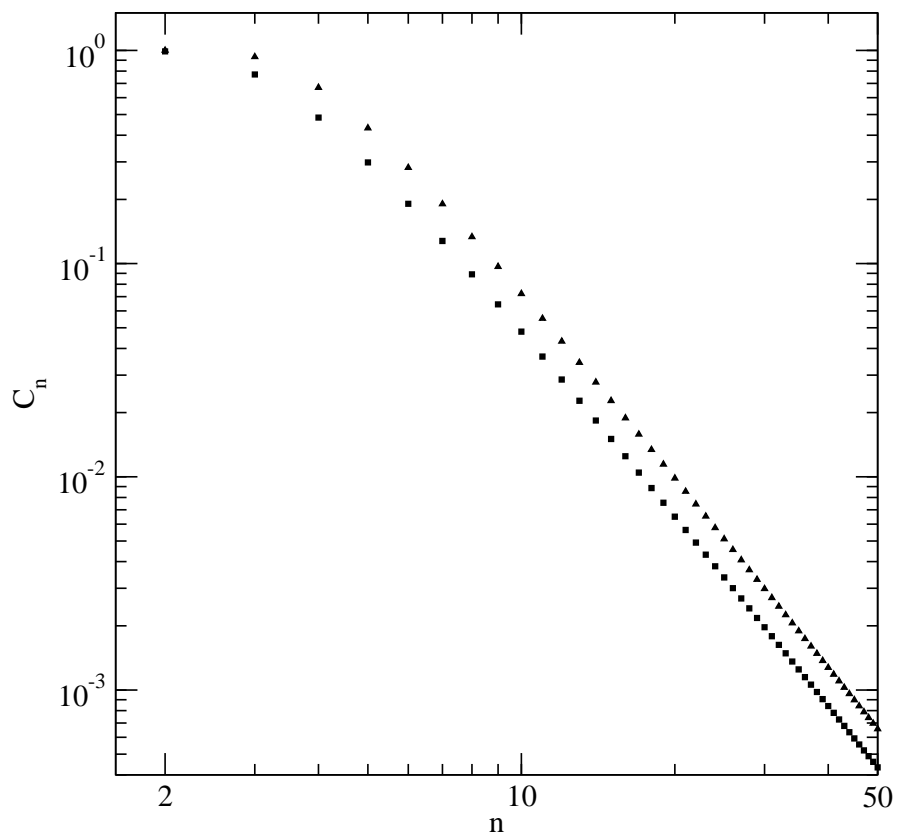


Figure 4: Dependencies of  $C_n$  on principal quantum number  $n$  are shown by triangles (for  $z = 1500$ ) and squares (for  $z = 1100$ ).

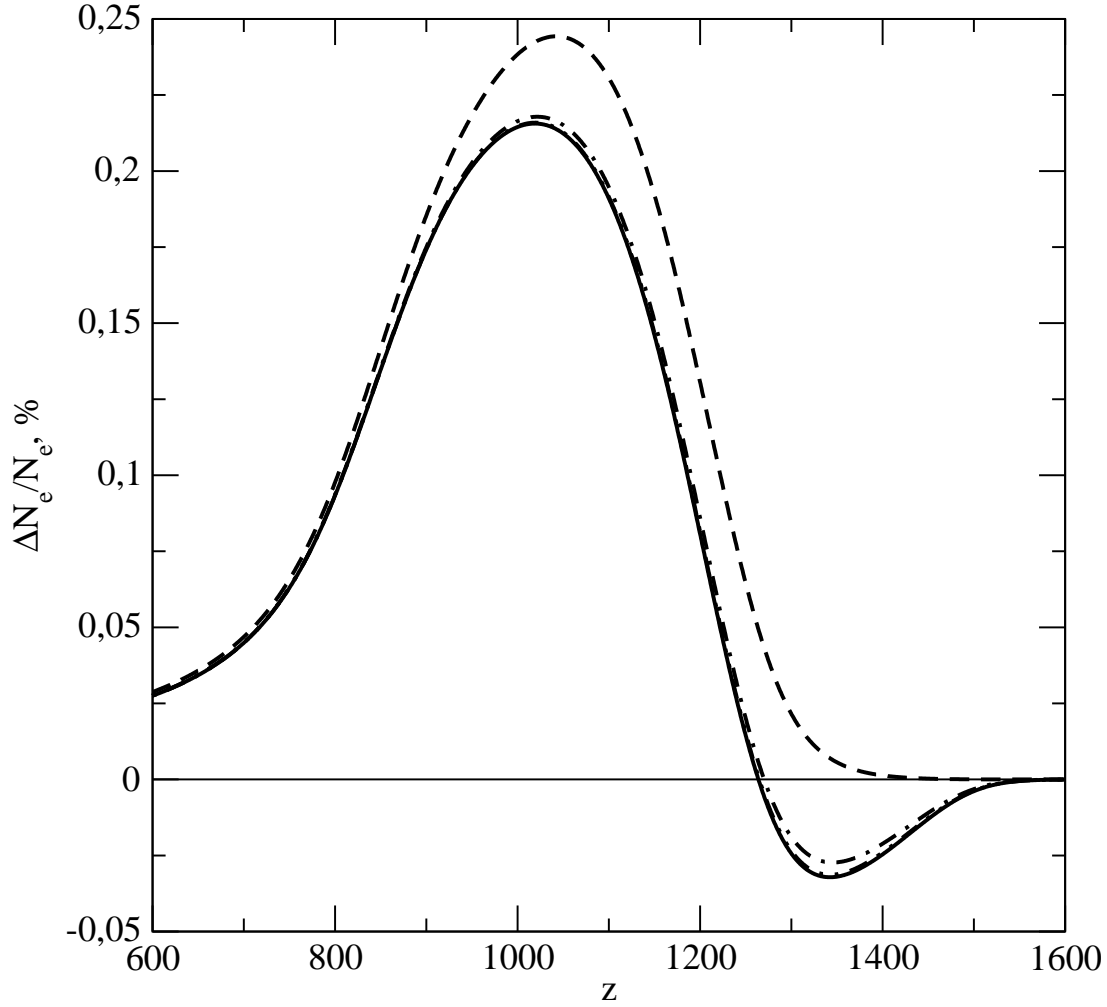


Figure 5: Convergence of results at variation of number of levels involved in calculation. Curves presented are the relative differences between Feedback TLA model and common TLA model (without transitions from high excited states ( $n \geq 3$ ) and feedbacks): result for  $n_{\max} = 2$  (i.e. feedback  $3 \Rightarrow 2$  is taken into account) is shown by dashed line, result for  $n_{\max} = 3$  (i.e. feedbacks  $4 \Rightarrow 3 \Rightarrow 2$  are taken into account) is shown by dashed-dotted line, result for  $n_{\max} = 5$  (i.e. feedbacks  $6 \Rightarrow \dots \Rightarrow 2$  are taken into account) is shown by dashed-dotted line, result for  $n_{\max} = 30$  (i.e. feedbacks  $31 \Rightarrow \dots \Rightarrow 2$  are taken into account) is shown by solid line. Note that curve for  $n_{\max} = 5$  is very close to the curve for  $n_{\max} = 30$ .



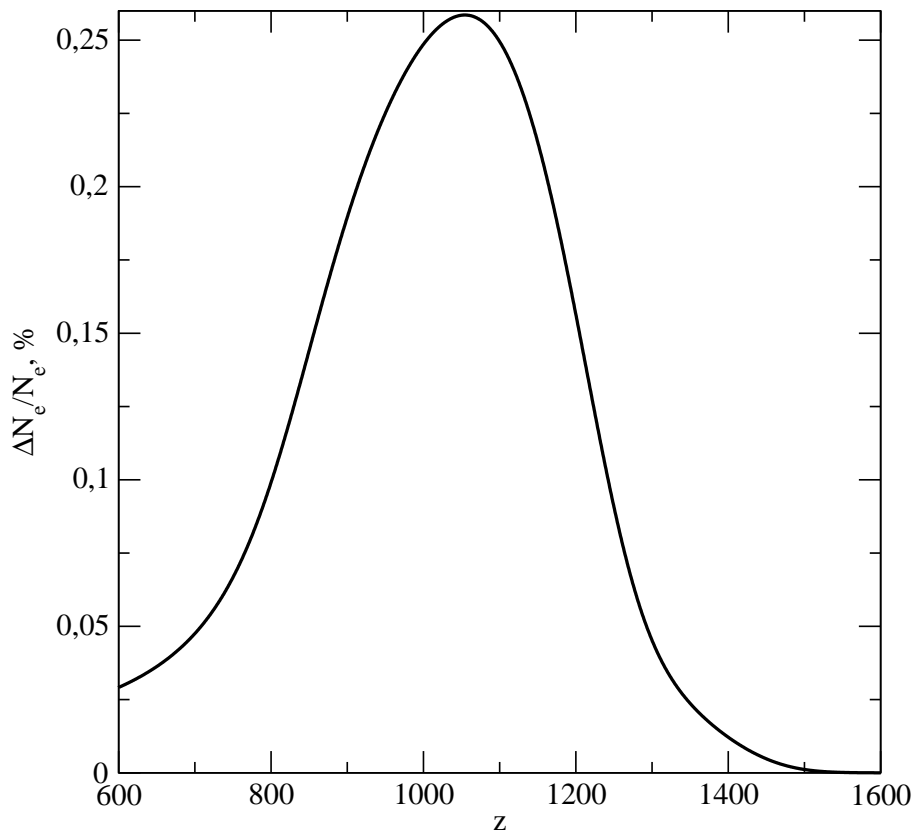


Figure 6: The relative difference of free electron concentration between Feedback TLA model and TLA model taking into account transitions from high excited np-states  $n \geq 3$  (i.e. TLA model with  $C_n = 1$ ). This result is obtained for the number of levels  $n_{\max} = 10$ .

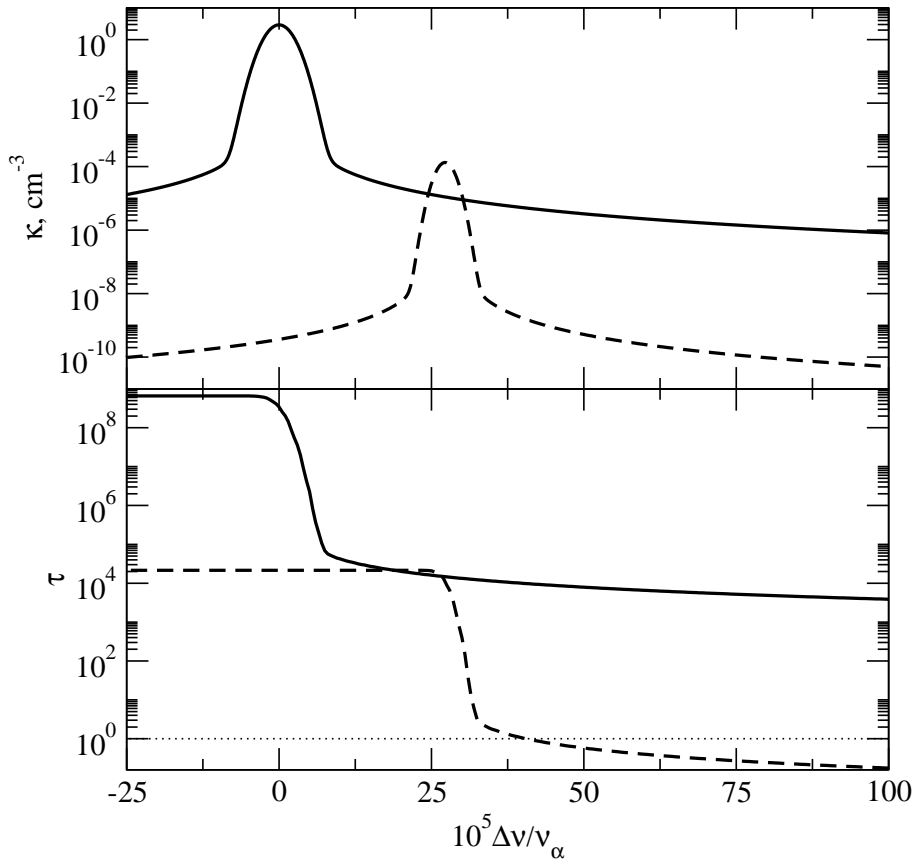


Figure 7: **Top panel:**  $1s \rightarrow 2p$  absorption coefficients for hydrogen (solid line) and deuterium (dashed line) as functions of relative frequency deviation from central frequency of hydrogen Ly $\alpha$ -line. Curves are shown for moment  $z = 1300$ . **Bottom panel:** optical depths of absorption at HI  $1s \rightarrow 2p$  transition (solid line) and at DI  $1s \rightarrow 2p$  transition (dashed line). Dotted line shows the unity level.

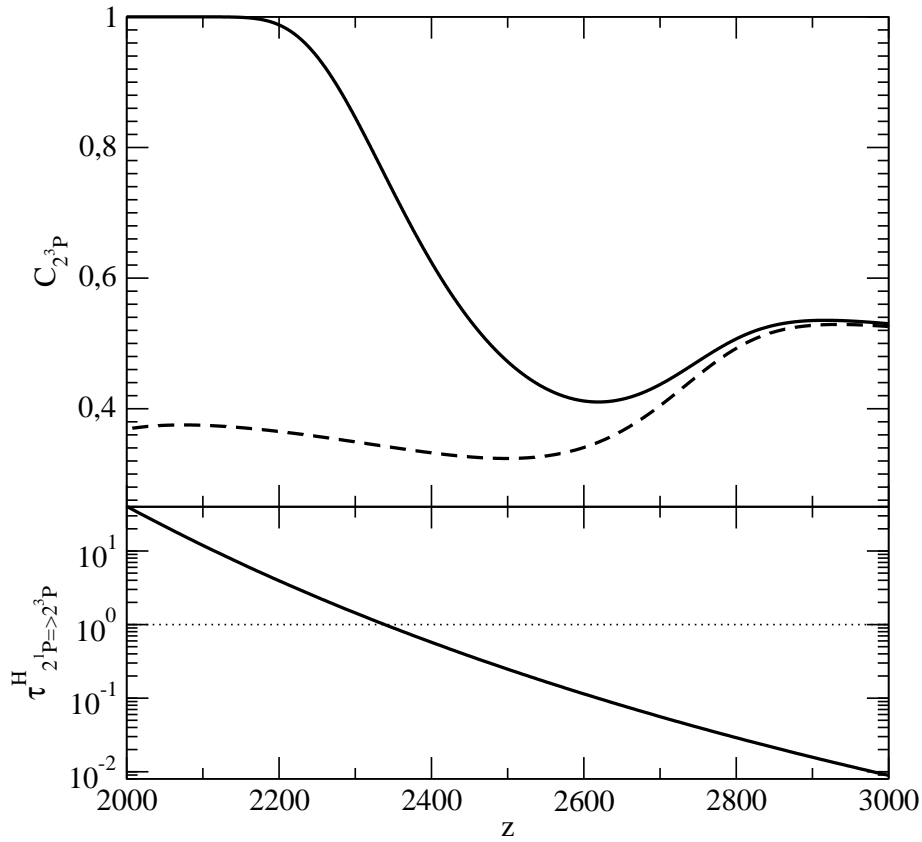


Figure 8: **Top panel:** Coefficient  $C_{2^3P}$  as a function of redshift  $z$  with taking into account hydrogen continuum absorption (solid line) and without taking into account hydrogen continuum absorption (i.e. for  $\tau_{2^1P \Rightarrow 2^3P}^H = 0$ , dashed line) **Bottom panel:** Optical depth  $\tau_{2^1P \Rightarrow 2^3P}^H$  as a function of redshift  $z$  (according formula (33)). Dotted line shows the unity level.

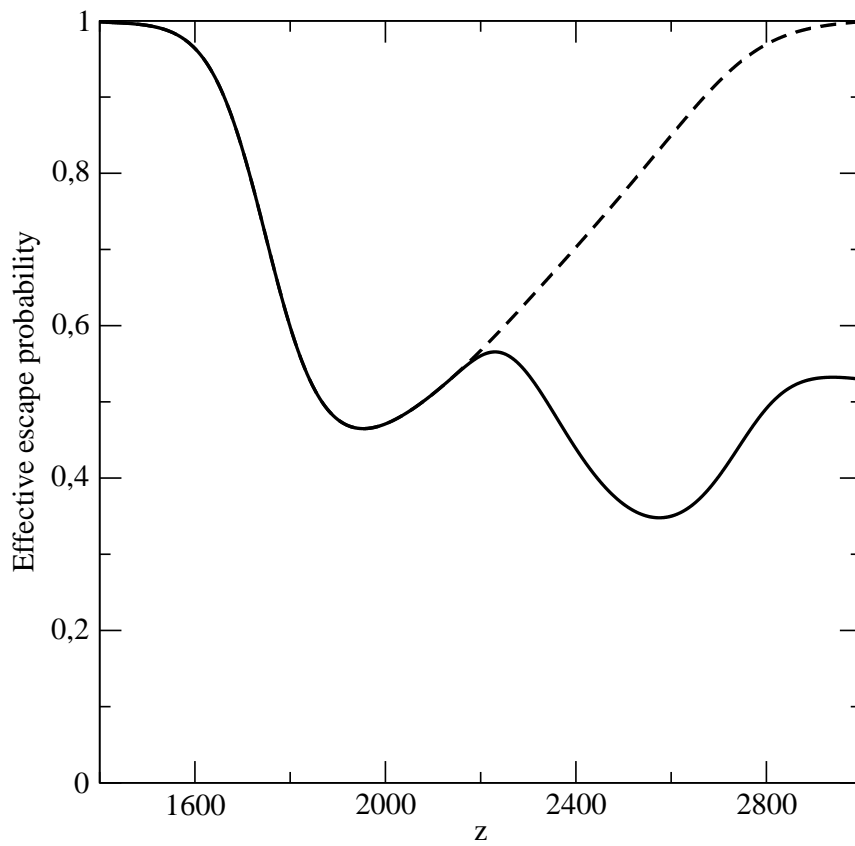


Figure 9: Effective escape probability  $C_{23P} (P_{23P}^H + P_{23P}^r)$  as a function of redshift  $z$  with taking into account feedback (solid line) and without (i.e. for  $C_{23P} = 1$ , dashed line)

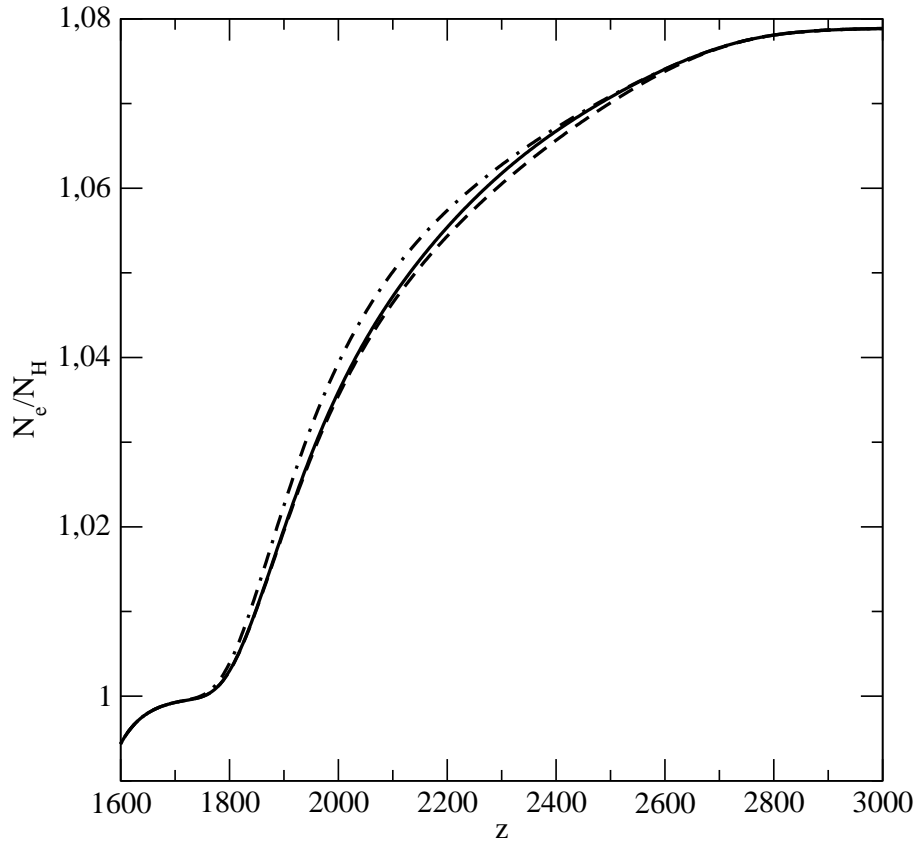


Figure 10: Dependence of  $N_e/N_H$  (relative number of free electron normalized by the total number of hydrogen atoms and ions) on redshift  $z$ : the result for model without feedback is shown by dashed line, the result for model with feedback and partial taking into account hydrogen continuum absorption (i.e.  $P_{2^1P}^H$  and  $P_{2^3P}^H$  take into account hydrogen continuum absorption, but  $\tau_{2^1P \Rightarrow 2^3P}^H = 0$ ) is shown by dashed-dotted line, the result for model with feedback and complete taking into account hydrogen continuum absorption ( $\tau_{2^1P \Rightarrow 2^3P}^H$  is calculated by formula (33)) is shown by solid line.

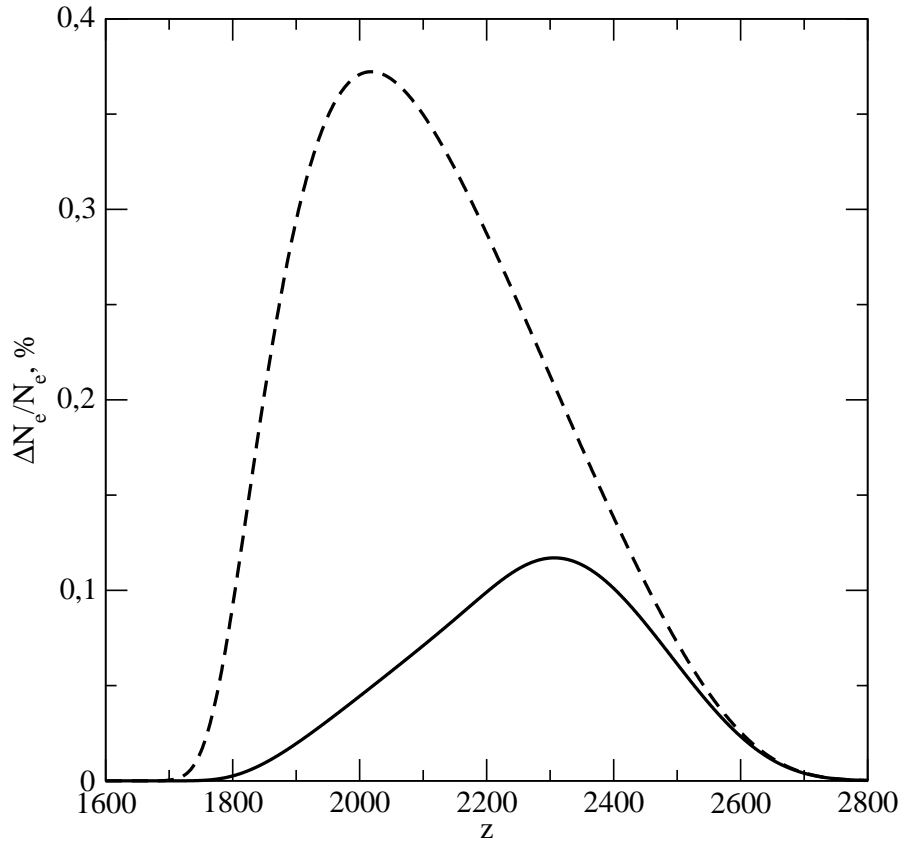


Figure 11: Relative change of free electron concentration  $\Delta N_e/N_e$  as a function of redshift  $z$ : (i) the result for model with feedback and partial taking into account hydrogen continuum absorption (i.e.  $P_{2^1\text{P}}^{\text{H}}$  and  $P_{2^3\text{P}}^{\text{H}}$  take into account hydrogen continuum absorption, but  $\tau_{2^1\text{P} \Rightarrow 2^3\text{P}}^{\text{H}} = 0$ ) is shown by dashed line, (ii) the result for model with feedback and complete taking into account hydrogen continuum absorption ( $\tau_{2^1\text{P} \Rightarrow 2^3\text{P}}^{\text{H}}$  is calculated by formula (33)) is shown by solid line.