

Selection models under generalized symmetry settings

Adelchi Azzalini
Dipartimento di Scienze Statistiche
Università di Padova, Italia

2nd April 2010

Abstract

An active stream of literature has followed up the idea of skew-elliptical densities initiated by Azzalini & Capitanio (1999). Their original formulation was based on a general lemma which is however of broader applicability than usually perceived. This note examines new directions of its use, and illustrates them with the construction of some probability distributions falling outside the family of the so-called skew-symmetric densities.

Key-words: central symmetry, gamma distribution, probability integral transform, skew-normal distribution, skew-symmetric distributions, symmetric functions, symmetry.

1 Background and aims

A currently active stream of literature deals with d -dimensional continuous probability distributions such that their density function can be written in the form

$$f(z) = 2 f_0(z) G\{w(z)\}, \quad z \in \mathbb{R}^d, \quad (1)$$

where f_0 , called the 'base function' in this paper, is a density function satisfying some form of symmetry condition, and G and w are functions whose requirements will be recalled shortly. The more prominent representative of this formulation is the skew-normal distribution whose density function at z is

$$2 \varphi_d(z; \Omega) \Phi(\alpha^\top z) \quad (2)$$

where φ_d denotes the d -dimensional normal density $N_d(0, \Omega)$ and Φ is the scalar standard normal distribution function (Azzalini & Dalla Valle, 1996). In the general formulation Ω is a covariance matrix, but for the present purposes we can restrict ourselves to the case where Ω is a correlation matrix; α is a vector of parameters which regulate the skewness of the distribution. Clearly, setting $f_0(z) = \varphi_d(z; \Omega)$, $G = \Phi$, $w(z) = \alpha^\top z$ in (1) produces (2).

In fact the chronological order of development of the two expressions above was the opposite. Near the end of a paper dedicated to the properties of distribution (2), Azzalini & Capitanio (1999) delineated a more general formulation, starting from the following result, whose proof is reproduced here because of it is extremely simple, yet instructive.

Proposition 1 *Denote by G the distribution function of a continuous random variable whose density function is symmetric about 0 and by $Y = (Y_1, \dots, Y_d)^\top$ a continuous random variable with density function f_0 . If the real-valued transform $w(Y)$ has symmetric density about 0, then (1) is a d -dimensional density function.*

Proof. If $X \sim G$, independent of Y , the distribution of $X - w(Y)$ is symmetric about 0, implying that

$$\frac{1}{2} = \mathbb{P}\{X \leq w(Y)\} = \mathbb{E}_Y\{\mathbb{P}\{X \leq w(Y)|Y\}\} = \int_{\mathbb{R}^d} G\{w(y)\} f_0(y) dy. \quad (3)$$

The first formulation descending from the above proposition assumed f_0 to be an elliptically contoured density centred at 0 and $w(y)$ a linear function, leading to what was later called the family of skew-elliptical densities. Although the ensuing discussion mentioned that f_0 does not need to be elliptical, the actual development of Azzalini & Capitanio (1999) focused on this case. The idea of skew-elliptical distributions has been followed up and expanded by a several authors, including Branco & Dey (2001), Genton & Loperfido (2005), and a number of contributors to the book edited by Genton (2004).

In these developments, it emerged that many results could hold replacing the assumption of elliptical distribution for f_0 by the weaker assumption of central symmetry. From Serfling (2006), recall that a random variable Y is said to be centrally symmetric about 0 if $-Y$ has the same distribution of Y ; if the density f_0 , say, of Y exists, then $f_0(y) = f_0(-y)$. A quite general formulation is expressed in the following result presented by Azzalini & Capitanio (2003).

Proposition 2 *Denote by $f_0(\cdot)$ the density function of a d -dimensional continuous random variable which is centrally symmetric about 0, and by G a scalar distribution function such that $G(-x) = 1 - G(x)$ for all real x . If $w(z)$ is a function from \mathbb{R}^d to \mathbb{R} such that $w(-z) = -w(z)$ for all $z \in \mathbb{R}^d$, then (1) is a d -dimensional density function.*

An essentially equivalent result has been obtained independently by Wang et al. (2004), with the component $G\{w(y)\}$ in (1) replaced by a function $\pi(y)$ which must satisfy the conditions $0 \leq \pi(y) \leq 1$ and $\pi(y) + \pi(-y) = 1$ for all $y \in \mathbb{R}^d$. The term skew-symmetric density has subsequently been adopted to denote this set of densities, or equivalently (1), when the base function f_0 is centrally symmetric, to emphasize the broader settings which includes those with elliptical density as as subset.

An important result concerning these distributions is the existence of a stochastic representation for a random variable Z of this type given by

$$Z = \begin{cases} Y & \text{if } X \leq w(Y), \\ -Y & \text{otherwise,} \end{cases} \quad (4)$$

where X and Y are independent random variable with distribution function G and density function f_0 , respectively, and the functions G , f_0 and w satisfy the conditions of Proposition 2. This representation is important not only for random number generation, but also for obtaining further theoretical conclusions. An especially important implication is a distributional

invariance property stating that, for any function $t(\cdot)$ from \mathbb{R}^d to \mathbb{R}^q such that $t(y) = t(-y)$ for all y , then $t(Z)$ and $t(Y)$ have the same distribution, written as

$$t(Y) \stackrel{d}{=} t(Z). \quad (5)$$

Much work has been dedicated in recent years to distributions constructed via Proposition 2, or its counterpart based on the function $\pi(x)$. In addition to those already quoted, the review paper of Azzalini (2005) provides many other references, and since then the list has increased substantially.

However, Proposition 2 is a special case of Proposition 1. Its role can be viewed in identifying some very simple conditions which ensure the fulfilment of those of Proposition 1. The aim of the present note is to examine situations which fall under the setting of Proposition 1 but not of Proposition 2. More specifically, we shall consider cases where f_0 is not symmetric about 0, or $w(\cdot)$ is not an odd function. As a side effect, this exploration leads to a deeper understanding of what has been developed so far in connection to Proposition 2, and it produces a more general formulation of representation (4) and of the invariance property (5).

Before tackling the specific target of this article, we note that the statement of Proposition 1 is still valid under somewhat weaker assumptions, as follows. We can relax the assumption about absolute continuity of all distributions involved, and allow G or the distribution of $w(Y)$ to be of discrete or of mixed type, provided the condition $\mathbb{P}\{X - w(Y) \leq 0\} = \frac{1}{2}$ in (3) still holds. A sufficient condition to meet this requirement is that at least one of the random variables X and $w(Y)$ is continuous.

In our development, we shall however work mostly with the original formulation of Proposition 1, with only a few remarks related to the above weaker assumptions.

2 Some general facts

In the framework of Proposition 1, the very argument of its proof justifies the representation of a random variable Z with the stated distribution as

$$Z = Y \quad \text{if } X \leq w(Y) \quad (6)$$

where the condition $X \leq w(Y)$ is satisfied with probability $\frac{1}{2}$. It is seen that the density of Z is proportional to the integrand function of the last term in (3). There is an obvious sample selection mechanism which underlies the transformation of the distribution f_0 into f .

A natural question is whether a representation similar to (4) can hold. The question is of theoretical interest, but also of practical relevance, since in random number generation the use of (4) in place of (6) avoids the rejection of half of the Y samples. Notice that the non-rejection of samples in (4) is achieved by exploiting the symmetry of the distribution f_0 .

It appears that some additional conditions must be required to provide a solution to the above problem. One such set of conditions is as follows. If there exists an invertible transformation $R(\cdot)$ such that, for all $y \in \mathbb{R}^d$,

$$f_0(y) = f_0[R(y)], \quad |\det R'(y)| = 1, \quad w[R(y)] = -w(y), \quad (7)$$

where $R'(y)$ denotes the Jacobian matrix of the partial derivatives, then

$$Z = \begin{cases} Y & \text{if } X \leq w(Y), \\ R^{-1}(Y) & \text{otherwise,} \end{cases} \quad (8)$$

has distribution (1). In fact the density function of Z at z is

$$\begin{aligned} f(z) &= f_0(z) G\{w(z)\} + f_0(R(z)) |\det R'(y)| [1 - G\{w(R(z))\}] \\ &= f_0(z) G\{w(z)\} + f_0(z) [1 - G\{-w(z)\}] \\ &= 2 f_0(z) G\{w(z)\} \end{aligned}$$

using (7) and $G(-x) = 1 - G(x)$. Under the weaker assumptions indicated at the end of Section 1, the latter equality may not hold for all x . However this may affect only a number of x values at most countable, and the density function $f(\cdot)$ can be replaced by a regularized version without affecting the distribution.

According to the first two conditions in (7), the density f_0 is required to behave according to a “generalized symmetry” with respect to $R(\cdot)$, that is $R^{-1}(Y)$ must have the same density f_0 of Y . In addition $w(\cdot)$ must be an odd function in this generalized sense, as required by the third condition (7). In Proposition 2, in (4) and in (5), the transformation function is $R(z) = -z = R^{-1}(z)$.

If in (6) we reverse the sign of the inequality, this generates the dual variable of Z , having density function

$$2 f_0(y) [1 - G\{w(y)\}] = 2 f_0(y) G\{-w(y)\} = 2 f_0(y) G\{w(R(y))\}$$

where the last equality makes use of the third condition (7).

For the analogous of the invariance property (5), consider a transformation $t(\cdot)$ from \mathbb{R}^d to \mathbb{R}^q which is even in the adopted generalized sense, that is

$$t(z) = t(R^{-1}(z)) \tag{9}$$

for all $z \in \mathbb{R}^d$. From representation (8), it is then immediate that (5) holds.

The function $R(\cdot)$ which satisfy (7) does not need to be unique. Typically, if R is one such function, R^{-1} is another one. In some cases, there are more than two functions R which satisfy (7), as we shall see in Section 3.1. *Vice versa*, in other cases $R^{-1} = R$, for instance when $R(z) = -z$, and we effectively have a single transformation.

In the one-dimensional case a general way to construct a random variable with symmetric distribution is via its integral transform. Specifically, if Y has distribution function F_0 , then $F_0(Y) - \frac{1}{2}$ is uniformly distributed on $(-\frac{1}{2}, \frac{1}{2})$ and application of Proposition 1 provides the following conclusion.

Proposition 3 *Assume that f_0 is a probability density function with distribution function F_0 on $S_0 \subset \mathbb{R}$, G is a distribution function over \mathbb{R} which assigns a probability distribution symmetric about 0 and it is continuous except possibly at 0, and w_1 is an odd function on $(-\frac{1}{2}, \frac{1}{2})$. Then*

$$2 f_0(x) G\{w_1[F_0(x) - \frac{1}{2}]\}, \quad 2 f_0(x) G\{w_1[\frac{1}{2} - F_0(x)]\}, \quad (x \in S_0 \subset \mathbb{R}), \tag{10}$$

are density functions on S_0 .

The same result could however have been equally obtained from Proposition 2, although via a slightly more involved argument, as follows. Start by taking the base density function to be the uniform density in $(-\frac{1}{2}, \frac{1}{2})$, $w(z) = w_1(z)$, and then shift the distribution to the interval $(0, 1)$; we arrive at the density $2G\{w_1(x - \frac{1}{2})\}$. Finally, transform this distribution via $F_0^{-1}(\cdot)$,

to produce the first expression in (10). The second expression is obtained similarly using $w(z) = w_1(-z)$.

For $d > 1$, the probability integral transform is not so easily tractable as for $d = 1$. A manageable case occurs with $d = 2$ and independent marginal components. If Y_1 and Y_2 are independent variables with distribution functions F_1 and F_2 , respectively, then a simple computation gives

$$p(t) = \mathbb{P}\{F_1(Y_1) F_2(Y_2) \leq t\} = t(1 - \log t), \quad (0 < t < 1).$$

Recall that $p[F_1(Y_1) F_2(Y_2)]$ is uniformly distributed in $(0, 1)$. If $f_1 = F_1'$, $f_2 = F_2'$ and w_1 is an odd function, then from Proposition 1

$$2 f_1(y_1) f_2(y_2) G\left\{w_1\left(p[F_1(y_1) F_2(y_2)] - \frac{1}{2}\right)\right\}$$

is a proper probability density on the support given by the Cartesian product of the support sets of F_1 and F_2 .

This mechanism is of general validity for $d = 2$, but it has the disadvantage that the base function $f_1(y_1) f_2(y_2)$ does not allow for dependence between the marginal components. In addition, in many cases, the distributions so produced are not very convenient to work with from a mathematical viewpoint. For these reasons, in the following section we examine other mechanisms, which are simpler to handle. Moreover they are more directly related to the formulation expressed by (7)–(9); hence they better serve the purpose of illustrating the underlying mechanism.

3 Some specific constructions

We shall now examine a few specific distributions to illustrate the formulation of the previous section. Given this aim, a complete study of the properties of these distributions is not attempted here. To ease exposition, we shall concentrate on the case $d = 2$.

3.1 Cases with $w(y)$ non-odd

To start with a simple example, consider the probability distribution on \mathbb{R}^2 whose density function at $z = (z_1, z_2)^\top$ is

$$f(z) = 2 \varphi_2(z; \Omega) \Phi\{\alpha(z_1^2 - z_2^2)\} \quad (11)$$

where Ω is a 2×2 correlation matrix with off-diagonal term ρ , and α is a real parameter. This $f(z)$ bears a superficial resemblance to the skew-normal density (2) for $d = 2$, but with the noticeable difference from the skew-normal distribution that (11) is not skew at all; in fact it is centrally symmetric. The effect of modification of the normal density when $\alpha = 2$ and $\rho = 2/3$ is shown graphically in the left panel of Figure 1. This density is bimodal, but other choices of α produce a unimodal density.

The fact that the appropriate normalization constant in (11) is 2 cannot however follow from Proposition 2 which requires an odd function w , while $w(z) = \alpha(z_1^2 - z_2^2)$ is even. Equivalently, $\pi(z) = \Phi\{\alpha(z_1^2 - z_2^2)\}$ does not satisfy the condition $\pi(z) + \pi(-z) = 1$ required in the formulation of Wang et al. (2004). However, if $Y = (Y_1, Y_2)^\top \sim N_2(0, \Omega)$, it is true that $\alpha(Y_1^2 - Y_2^2)$ has a symmetric distribution about 0, and so Proposition 1 apply to conclude that

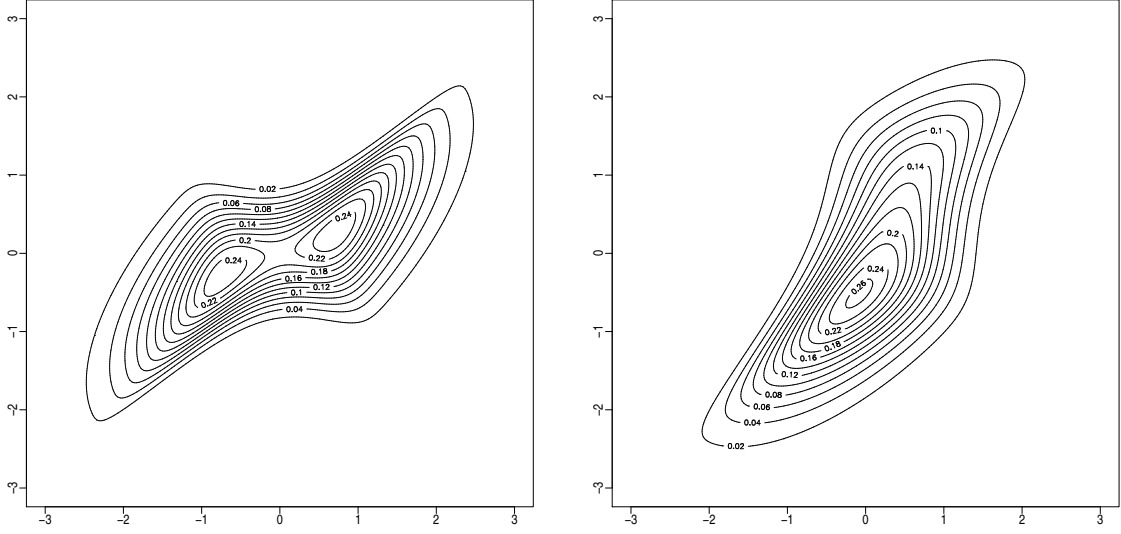


Figure 1: Contour level plot of density function (11) when $\alpha = 2$ and $\rho = 2/3$ (left panel) and similar density when the last factor is $\Phi\{z_1 - z_2 - (z_1^2 - z_2^2)\}$ (right panel)

(11) integrates to 1. In this respect, it would be irrelevant to replace Φ in (11) by some other distribution G with G' even.

Much more general forms than (11) can however be handled, taking into account the following statement, whose proof is trivial and omitted.

Proposition 4 *If (X, Y) is a random variable on \mathbb{R}^2 with density function $h(x, y)$ which is a symmetric function of the variables, that is $h(x, y) = h(y, x)$, and $w_2(x, y)$ is a real-valued function such that $w_2(y, x) = -w_2(x, y)$, then $w_2(X, Y)$ has symmetric distribution around 0.*

A simple example of function w_2 which fulfils the above requirement is

$$w(z) = w_2(z_1, z_2) = \alpha_1(z_1 - z_2) + \dots + \alpha_m(z_1^m - z_2^m) \quad (12)$$

where $z = (z_1, z_2)^\top \in \mathbb{R}^2$ and m is some natural number. The right-side panel of Figure 1 shows the contour level plot of the density obtained when the argument of Φ in (11) is replaced by (12) with $m = 2$, $\alpha_1 = 1$, $\alpha_2 = -1$, and $\rho = 2/3$ as before. Notice that in general (12) is neither odd nor even, if the coefficients $\alpha_1, \dots, \alpha_m$ are unrestricted. It is even if all α_j 's of odd order are 0, and it is odd in the dual case with only coefficients of odd order, we are back to the setting of Proposition 2. Combining Proposition 1 with Proposition 4, we can state the following corollary.

Proposition 5 *If $f_0(z)$ is a density function centrally symmetric over \mathbb{R}^2 and f_0 is a symmetric function of the components of z , w_2 is as in Proposition 4 and G is a continuous distribution function over \mathbb{R} which assigns a probability distribution symmetric about 0 and it is continuous except possibly at 0, then*

$$2 f_0(z) G\{w_2(z_1, z_2)\}, \quad z = (z_1, z_2)^\top \in \mathbb{R}^2, \quad (13)$$

is a density function over \mathbb{R}^2 .

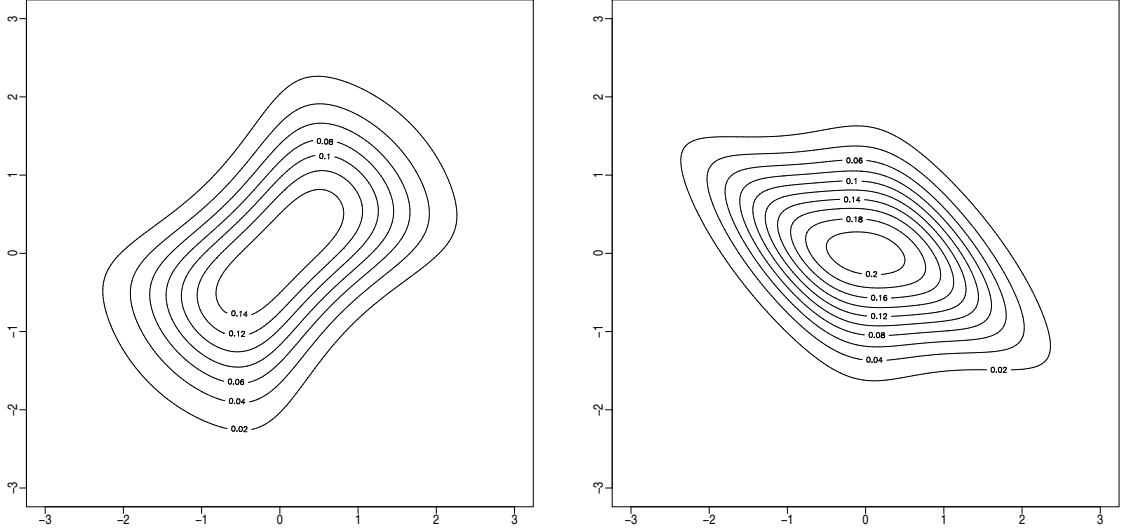


Figure 2: Contour level plot of density function (15) when $\alpha = \sqrt{\pi/2}$ (left panel) and density function given by the first expression in (17) when $\rho = -2/3$ and $\alpha = \sqrt{\pi/2}$ (right panel)

For simplicity, we now restrict ourselves to the case where $f_0(z)$ in (13) is $\varphi_2(z; \Omega)$ and w_2 is as in Proposition 4, but the essence of the conclusions remains true for other centrally symmetric densities f_0 , symmetric of the arguments. The stochastic representation (8) for a random variable $Z = (Z_1, Z_2)^\top$ with such density function holds by choosing a transformation which swaps the two variables, that is

$$R(y) = R_0 y, \quad R_0 = \begin{pmatrix} 0 & 1 \\ 1 & 0 \end{pmatrix} = R_0^{-1}, \quad (14)$$

and consequently also (9) applies for suitable t 's. Among the many implications of this fact, the Mahalanobis distance $Z^\top \Omega^{-1} Z$ is χ_2^2 . Another consequence is that, since $t(y) = y_1 y_2 = y_2 y_1 = t(R_0 y)$, then $\mathbb{E}\{Z_1 Z_2\} = \mathbb{E}\{Y_1 Y_2\} = \rho$. When central symmetry of $f(z)$ holds, for instance when (12) is even, this implies that $\mathbb{E}\{Z_1\} = \mathbb{E}\{Z_2\} = 0$, and then $\text{cov}\{Z_1, Z_2\} = \rho$.

We now move to a different example, and consider the bivariate distribution studied by Arnold et al. (2002) whose density function at $z = (z_1, z_2)^\top \in \mathbb{R}^2$ is

$$f(z) = 2 \varphi_2(z; I_2) \Phi(\alpha z_1 z_2), \quad (15)$$

which is centrally symmetric too, and it enjoys several interesting properties. If $Z = (Z_1, Z_2)^\top$ is a random variable with this distribution, then each of Z_1, Z_2 is marginally standard normal, and the distribution of each component conditional on the other one is univariate skew-normal with parameter α , that is of type (2) with $d = 1$. Other properties are presented in the quoted paper, including an expression for $\text{cor}\{Z_1, Z_2\}$. A graphical representation of this density is shown in the left-side panel of Figure 2 for the case $\alpha = \sqrt{\pi/2} \approx 1.253$ which has been proved by Arnold et al. (2002) to be the highest possible value producing a unimodal density; with larger α there are two modes.

From the viewpoint of present context, (15) has a function $w(z) = \alpha z_1 z_2$ which is even, and again of Proposition 2 does not apply. It is however true that $w(Y)$ has a symmetric

distribution around 0, if $Y \sim N_2(0, I_2)$, and Proposition 1 confirms that 2 is the appropriate normalization constant in (15). More importantly, this explains that the normalizing 2 factor required in (15) is not by accident, and it connects the distribution of Arnold et al. (2002) with an apparently unrelated type of construction.

To fulfil conditions (7) we can choose $R(y)$ to be any of $R_j y$ for $j = 1, \dots, 4$ where

$$R_1 = \begin{pmatrix} 0 & -1 \\ 1 & 0 \end{pmatrix}, \quad R_2 = -R_1, \quad R_3 = \begin{pmatrix} -1 & 0 \\ 0 & 1 \end{pmatrix}, \quad R_4 = -R_3. \quad (16)$$

The first two of these matrices correspond to $\pi/2$ and $-\pi/2$ rotation, respectively, hence $R_2 = R_1^\top = R_1^{-1}$ and $R_4 = I_2$. This provides a stochastic representation for Z , and so a mechanism for random number generation. Using (9) with $t(z) = z_1^2 + z_2^2$, we can state that $Z_1^2 + Z_2^2 \sim \chi_2^2$. Using $t(z) = (z_1 z_2)^2$ we obtain that $\mathbb{E}\{(Z_1 Z_2)^2\} = 1$, which in turns implies $\text{cor}\{Z_1^2, Z_2^2\} = 0$, recalling that Z_1 and Z_2 have standardized marginals.

If in (15) we want to replace I_2 by a correlation matrix Ω with off-diagonal element ρ , then $w(Y) = \alpha Y_1 Y_2$ does no longer give rise to a symmetric distribution around 0 if $(Y_1, Y_2)^\top \sim N_2(0, \Omega)$; hence Proposition 1 does not apply. The symmetry condition is fulfilled instead by $w(Y) = \alpha Y_1(Y_2 - \rho Y_1)$ and by the dual function $w(Y) = \alpha Y_2(Y_1 - \rho Y_2)$, since we have again the product of independent normal variables with 0 mean. It then follows that

$$2\varphi_2(z; \Omega) \Phi\{\alpha z_1(z_2 - \rho z_1)\}, \quad 2\varphi_2(z; \Omega) \Phi\{\alpha z_2(z_1 - \rho z_2)\} \quad (17)$$

are legitimate density functions on \mathbb{R}^2 . The right-side panel of Figure 2 displays the density corresponding to $\rho = -2/3$ and $\alpha = \sqrt{\pi/2}$ as before.

To search for a function $R(\cdot)$ fulfilling (7), we start by imposing the first and the third condition indicated by (7). For each given point $z_0 \in \mathbb{R}^2$, it is required to find a point which lies on the ellipse representing the locus of all points having the same density of z_0 and it also lies on the locus of all points having $w(z)$ equal to $-w(z_0)$, that is to solve the equations

$$D(z) = D_0, \quad w(z) = -w_0$$

where

$$D(z) = z^\top \Omega^{-1} z = \frac{1}{1 - \rho^2} (z_1^2 - 2\rho z_1 z_2 + z_2^2), \quad w(z) = z_1 z_2 - \rho z_1^2$$

and $D_0 = D(z_0)$, $w_0 = w(z_0)$. After simple algebra one arrives at a fourth degree equation for z_1 with only even-order terms, or equivalently to the quadratic equation

$$(1 - \rho^2)u^2 - D_0(1 - \rho^2)u + w_0^2 = 0$$

where $u = z_1^2$. The roots of this equation lead to four values for $z_1 = \pm\sqrt{u}$ and four corresponding $z_2 = (\rho z_1^2 - w_0)/z_1$. There is a clear similarity with the earlier case where $\rho = 0$ and four transformations associated to matrices (16), but now the four transformations $R(\cdot)$ are non-linear. The construction is illustrated by Figure 3 for the given point $z_0 = (2, 1)^\top$, $w(z) = z_1(z_2 - \rho z_1)$ and ρ equal either to $1/3$ or to $2/3$; the change of pattern in the two cases depends on the sign of $w(z_0)$ as ρ varies.

The final step is to check whether the second condition in (7) holds. Some algebraic work nor reported here shows that $|\det R'| \neq 1$. The implication is that, while (17) are valid density functions, a stochastic representation of type (8) does not hold for them. However (6) still holds.

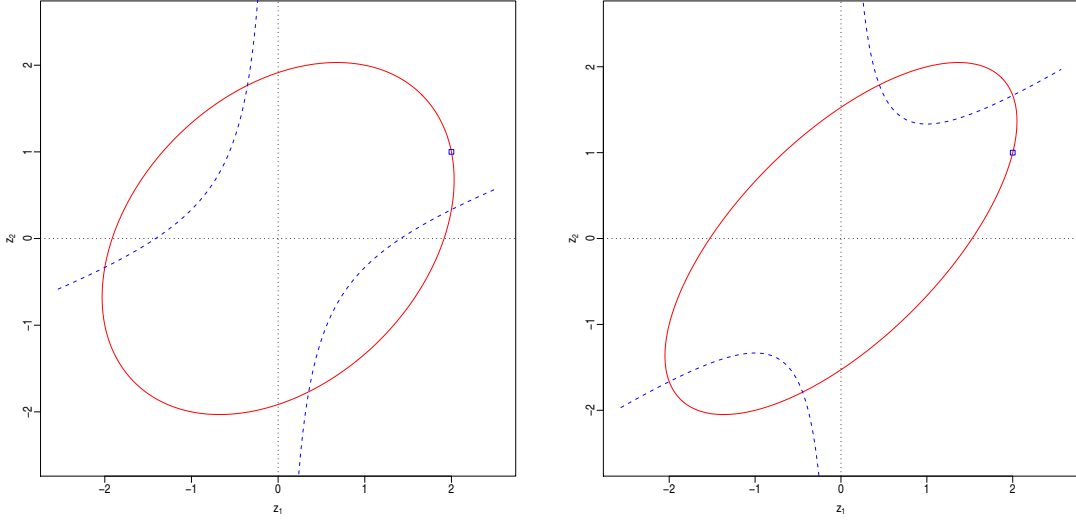


Figure 3: *Illustration of the possible choice of $R(z_0)$ for the first of the densities (17) when $z_0 = (2, 1)^\top$, $\alpha = 1$ and $\rho = 1/3$ (left panel) or $\rho = 2/3$ (right panel). The ellipse represents the locus of points with the same density of z_0 ; the dashed lines denote the loci of points with $w(z)$ equal to $-w(z_0)$*

3.2 Cases where f_0 is not a symmetric density

There are cases where Y is a continuous random variable with density function f_0 which is not symmetric about 0 but there still are functions $w(Y)$ with symmetric density about 0, so that Proposition 1 can be employed. Some constructions of this form have been sketched in Section 2.

If $d = 2$, a simple but quite general formulation of this type can be obtained when $f_0(\cdot)$ and $w(\cdot)$ satisfy the requirements for h and w_2 in Proposition 4, respectively. In other words, we are asking that

$$f_0(y) = f_0(R_0 y), \quad w(R_0 y) = -w(y)$$

where R_0 is as in (14). Under this setting, (8) holds with $R(y) = R_0 y$.

A simple illustrative example of this formulation can be started by choosing f_0 to be the product of two Gamma densities, such that each marginal density is

$$f_1(x) = \frac{1}{\Gamma(\omega)} x^{\omega-1} e^{-x}$$

if $x > 0$, and 0 otherwise, for some $\omega > 0$. For $f_0(y) = f_1(y_1) f_1(y_2)$ where $y = (y_1, y_2)^\top$, there is a natural line of reflection given by the identity line. Among the many feasible functions w , we choose the simple linear case $w(y) = \alpha(y_1 - y_2)$ where α is an arbitrary parameter. The density under consideration is then

$$f(z_1, z_2) = \frac{2}{\Gamma(\omega)^2} (z_1 z_2)^{\omega-1} \exp(-z_1 - z_2) G\{\alpha(z_1 - z_2)\} \quad (18)$$

for $z_1, z_2 > 0$, and 0 otherwise. Here G is as required in Proposition 1 with possibly a discontinuity at 0. If $Y = (Y_1, Y_2)^\top$ has density f_0 , then $f(z_1, z_2)$ is the distribution of Y conditionally on the event $\{X < \alpha(Y_1 - Y_2)\}$, where $X \sim G$ is independent of Y .

Various implications follow from (5) for a random variable $Z = (Z_1, Z_2)^\top$ having density function (18). Some examples are

$$\mathbb{E}\{Z_1 + Z_2\} = \mathbb{E}\{Y_1 + Y_2\} = 2\omega, \quad \mathbb{E}\{Z_1 Z_2\} = \mathbb{E}\{Y_1 Y_2\} = \omega^2,$$

irrespectively of G , since both $t(y) = y_1 + y_2$ and $t(y) = y_1 y_2$ satisfy (9).

To compute the marginal distributions of Z_1 and Z_2 , assume for the moment that $\alpha > 0$, and rewrite the event $\{X < \alpha(Y_1 - Y_2)\}$ as $\{T < Y_1\}$ where $T = \alpha^{-1}X + Y_2$. Denote by F_T the distribution function of T , which is the integral of the density

$$f_T(t) = \int_0^\infty f_1(y_2) g[\alpha(t - y_2)] \alpha \, dy_2 \quad (19)$$

where $g = G'$. It is simple to obtain the density functions of Z_1 and Z_2 which are

$$2 f_1(z_1) F_T(z_1), \quad 2 f_1(z_2) \{1 - F_T(z_2)\}, \quad (z_1 > 0, z_2 > 0), \quad (20)$$

respectively, taking into account that $\mathbb{P}\{T < Y_1\} = \frac{1}{2}$. When $\alpha < 0$, the density function of T is still computed from (19), with α replaced by its absolute value, since the distribution of $\alpha^{-1}X$ does not depend on the sign of α , and the above expressions of the densities of Z_1 and Z_2 are exchanged. Another way of looking at this aspect is to take into account (8) and to notice that reversing the sign of α corresponds to swap the distribution of the two components.

The explicit computation of (19) is feasible for a suitable form of g . A convenient option is to set g equal to the Laplace density

$$g(x) = \frac{1}{2} e^{-|x|}, \quad (x \in \mathbb{R}),$$

leading to

$$f_T(t) = \begin{cases} \frac{\alpha}{2(1+\alpha)^\omega} e^{\alpha t} & \text{if } t \leq 0, \\ \frac{\alpha}{2\Gamma(\omega)} (e^{-\alpha t} I_1 + e^{\alpha t} I_2) & \text{otherwise,} \end{cases}$$

where, for integer ω ,

$$\begin{aligned} I_1 &= \int_0^t x^{\omega-1} e^{-x(1-\alpha)} \, dx \\ &= \begin{cases} \frac{t^\omega}{\omega} & \text{if } \alpha = 1, \\ \Gamma(\omega) \left\{ \frac{1}{(1-\alpha)^\omega} - e^{-t(1-\alpha)} \sum_{k=0}^{\omega-1} \frac{t^k}{k! (1-\alpha)^{\omega-k}} \right\} & \text{if } \alpha \neq 1, \end{cases} \\ I_2 &= \int_t^\infty x^{\omega-1} e^{-x(1+\alpha)} \, dx \\ &= \Gamma(\omega) e^{-t(1+\alpha)} \sum_{k=0}^{\omega-1} \frac{t^k}{k! (1+\alpha)^{\omega-k}}. \end{aligned}$$

It is possible to produce a general expression of the distribution function F_T . However, for simplicity, we now restrict ourselves to the case $\omega = 1$, such that

$$F_T(t) = \begin{cases} \frac{1}{2(1+\alpha)} e^{\alpha t} & \text{if } t \leq 0, \\ 1 - e^{-t} \left(\frac{3}{4} + \frac{t}{2} \right) & \text{if } t > 0, \alpha = 1, \\ 1 - \frac{\alpha^2}{\alpha^2 - 1} e^{-t} + \frac{1}{2(\alpha - 1)} e^{-\alpha t} & \text{if } t > 0, \alpha \neq 1, \end{cases}$$

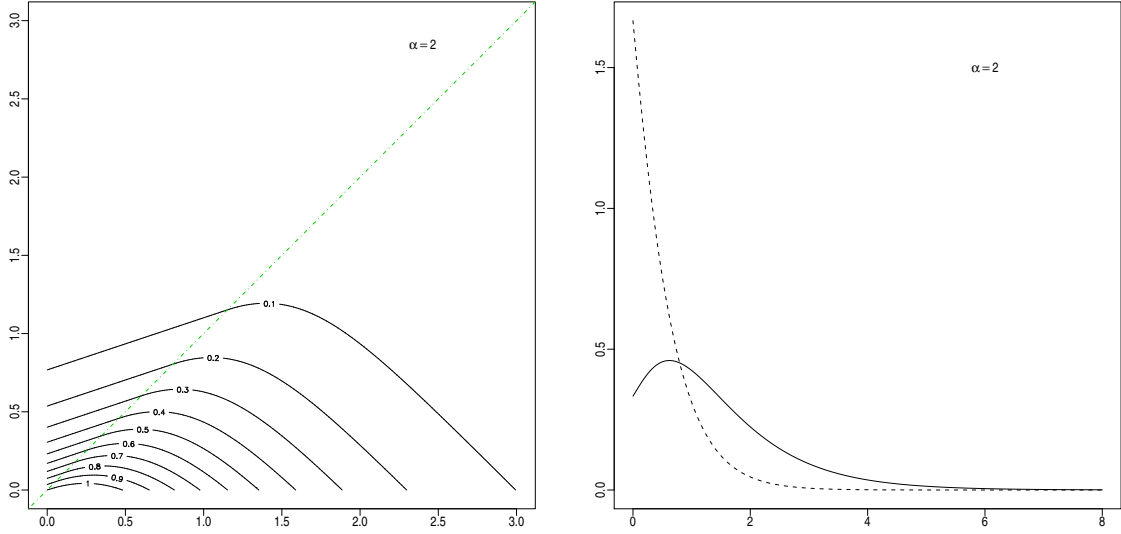


Figure 4: Density function of Z in the exponential-Laplace case when $w(y) = 2(y_1 - y_2)$ in the left panel, and marginal density of Z_1 (continuous line) and Z_2 (dashed line) in the right panel

when $\alpha > 0$. By inserting this expression of $F_T(t)$ in (20), we obtain the marginal density functions of Z_1 and Z_2 . Figure 4 displays the bivariate density function of Z and the marginal density of Z_1 and Z_2 when $\alpha = 2$.

The moments of the marginal densities can be computed by direct integration, which for $\alpha > 0$ and any $r > 0$ gives

$$\mathbb{E}\{Z_1^r\} = \begin{cases} \Gamma(r+1) \left(2 - \frac{r+4}{2^{r+2}}\right) & \text{if } \alpha = 1, \\ \Gamma(r+1) \left(2 - \frac{1}{\alpha^2 - 1} \left[\frac{\alpha^2}{2^r} - \frac{1}{(1+\alpha)^r}\right]\right) & \text{if } \alpha > 0, \alpha \neq 1, \end{cases}$$

$$\mathbb{E}\{Z_2^r\} = 2\Gamma(r+1) - \mathbb{E}\{Z_1^r\}$$

while the moments for $\alpha < 0$ are obtained by swapping the subscripts of Z_1 and Z_2 in the above expressions and taking the absolute value of α . From marginal moments up to second order and from the fact obtained earlier that $\mathbb{E}\{Z_1 Z_2\} = 1$, we can compute the correlation. Numerical evaluation indicates that the correlation increases monotonically from 0 when $\alpha = 0$ to $1/\sqrt{5} \approx 0.447$ when $\alpha = \pm\infty$.

We close this section with some remarks on possible extensions. The above discussion has focused on the case with linear $w(y) = \alpha(y_1 - y_2)$ but many other options are possible, such as $w(y) = \alpha(y_1^2 - y_2^2)$ or $w(y) = \sin[\alpha(y_1 - y_2)]$. Another direction is to adopt a base density f_0 with dependent components, since our choice of using independent components was only for mathematical simplicity. The overview of bivariate exponential distributions presented in Section 47.2 of Kotz et al. (2000) includes several distributions which meet this requirement. Among them, two especially important proposals are the Gumbel and the Marshall–Olkin bivariate exponential distributions, whose joint survival functions are

$$\exp\{-y_1 - y_2 - \lambda y_1 y_2\}, \quad \exp\{-y_1 - y_2 - \lambda \max(y_1, y_2)\}$$

respectively, for $y_1, y_2 \geq 0$, when scale factors are not included; here λ is a positive parameter, and $\lambda < 1$ for the first case.

The Marshall & Olkin distribution presents the somewhat peculiar feature of a positive probability mass assigned to the line $y_1 = y_2$. This situation is not handled directly by Proposition 1, not even its extension stated at the end of Section 1, because here Y is not a continuous random variable. The argument of Proposition 1 can be applied to f_0 , if this denotes the density function on the non-singularity set. The singularity set would not be affected, and a separate mechanism can possibly be adopted to modify the probability distribution on this set.

4 Final remarks

We conclude with some remarks on cases with dimension $d > 2$, when the base function f_0 is centrally symmetric. To ensure that (1) is a proper density we need that $w(Y)$ is symmetrically distributed around 0 when Y has density f_0 . The case when $w(\cdot)$ is odd, which of course includes linear functions, is covered by Proposition 2, and symmetry of $w(Y)$ holds in general.

For a non-odd w which is a function of two components of Y only, we can still make use of Proposition 5 with a d -dimensional f_0 , by using the following argument. If f_0 is centrally symmetric, the same is true for the distribution of any subset of its components. Hence a function w of the nominated components of the form required by Proposition 4 produces a symmetric $w(Y)$.

We are then left with the case where $d > 2$ and $w(Y)$ is a non-odd function of at least three components of Y . The characterization of the set of such functions w is a problem which does not appear amenable to a simple solution, and it deserves a separate study, given also its interest as a property of centrally symmetric distributions.

Acknowledgements

I would like to thank Antonella Capitanio stimulating discussions on this problem and Giuliana Regoli for several insightful remarks on a preliminary version of the paper.

References

- Arnold, B. C., Castillo, E., & Sarabia, J. M. (2002). Conditionally specified multivariate skewed distributions. *Sankhyā, ser. A*, 64, 206–226.
- Azzalini, A. (2005). The skew-normal distribution and related multivariate families (with discussion). *Scand. J. Statist.*, 32, 159–188 (C/R 189–200).
- Azzalini, A. & Capitanio, A. (1999). Statistical applications of the multivariate skew normal distribution. *J. R. Stat. Soc., ser. B*, 61(3), 579–602. Full version of the paper at [arXiv.org:0911.2093](https://arxiv.org/abs/0911.2093).
- Azzalini, A. & Capitanio, A. (2003). Distributions generated by perturbation of symmetry with emphasis on a multivariate skew t distribution. *J. R. Stat. Soc., ser. B*, 65(2), 367–389. Full version of the paper at [arXiv.org:0911.2342](https://arxiv.org/abs/0911.2342).

- Azzalini, A. & Dalla Valle, A. (1996). The multivariate skew-normal distribution. *Biometrika*, 83, 715–726.
- Branco, M. D. & Dey, D. K. (2001). A general class of multivariate skew-elliptical distributions. *J. Multivariate Anal.*, 79(1), 99–113.
- Genton, M. G., Ed. (2004). *Skew-elliptical Distributions and Their Applications: a Journey Beyond Normality*. Chapman & Hall/CRC.
- Genton, M. G. & Loperfido, N. (2005). Generalized skew-elliptical distributions and their quadratic forms. *Ann. Inst. Statist. Math.*, 57, 389–401.
- Kotz, S., Balakrishnan, N., & Johnson, N. L. (2000). *Continuous Multivariate Distributions*, volume 1: Models and Applications. J. Wiley & Sons, II edition.
- Serfling, R. (2006). Multivariate symmetry and asymmetry. In S. Kotz, N. Balakrishnan, C. B. Read, & B. Vidakovic (Eds.), *Encyclopedia of Statistical Sciences*, volume 8 (pp. 5338–5345). J. Wiley & Sons, II edition.
- Wang, J., Boyer, J., & Genton, M. G. (2004). A skew-symmetric representation of multivariate distributions. *Statist. Sinica*, 14, 1259–1270.