

Theory of the rotation of Janus and Epimetheus

Benoît Noyelles

*University of Namur, Dpt of Mathematics, 8 Rempart de la Vierge, B-5000 Namur,
Belgium*

and

*IMCCE, CNRS UMR 8028, Paris Observatory, UPMC, USTL, 77 avenue
Denfert-Rochereau, 75014 Paris, France*

noyelles@imcce.fr

ABSTRACT

The Saturnian coorbital satellites Janus and Epimetheus present a unique dynamical configuration in the Solar System, because of high-amplitude horseshoe orbits, due to a mass ratio of order unity. As a consequence, they swap their orbits every 4 years, while their orbital periods is about 0.695 days. Recently, Tiscareno et al. (2009) got observational informations on the shapes and the rotational states of these satellites. In particular, they detected an offset in the expected equilibrium position of Janus, and a large libration of Epimetheus.

We here propose to give a 3-dimensional theory of the rotation of these satellites in using these observed data, and to compare it to the observed rotations. We consider the two satellites as triaxial rigid bodies, and we perform numerical integrations of the system in assuming the free librations as damped.

The periods of the three free librations we get, associated with the 3 dimensions, are respectively 1.267, 2.179 and 2.098 days for Janus, and 0.747, 1.804 and 5.542 days for Epimetheus. The proximity of 0.747 days to the orbital period causes a high sensitivity of the librations of Epimetheus to the moments of inertia. Our theory explains the amplitude of the librations of Janus and the error bars of the librations of Epimetheus, but not an observed offset in the orientation of Janus.

Subject headings: Saturn, satellites — Resonances, spin-orbit — Rotational dynamics

1. Introduction

The Saturnian system has many coorbital satellites, like Tethys-Telesto-Calypso and Dione-Helen-Polydeuces, but the pair Janus-Epimetheus presents a unique configuration because their not-so-big mass ratio, i.e. ≈ 3.604 (Jacobson et al. 2008), induces large librations named horseshoe orbits (Dermott & Murray 1981). These inner satellites have originally been observed by Dollfus in 1966 (Dollfus 1967), who thought to have discovered only one satellite, named Janus, but found it difficult, if not impossible, to fit a reliable orbit of this body to observations. Ten years later, Fountain & Larson (1977) showed that this discrepancy could be explained by the presence of at least one another satellite, now known as Epimetheus, whose existence was confirmed in 1980 thanks to Earth-based observations and Voyager images (see e.g. Larson et al. (1981)).

The horseshoe orbits are the consequence of a 1 : 1 orbital resonance (i.e., Janus and Epimetheus have the same mean orbital period), that provokes an orbital swap every 4 years, the two satellite recovering their original semimajor axis after a second swap. From a dynamical point a view, we can say that the period of libration associated with this 1 : 1 resonance is 8 years.

The Cassini spacecraft, currently orbiting in the Saturnian system, presents a unique opportunity to observe these orbital swaps and their consequences, for instance on the density waves in the rings (see e.g. Tiscareno et al. (2006)). Recently, Cassini images of Janus and Epimetheus allowed to derive the shapes of these bodies, an estimation of their moments of inertia, and also some measures of their rotation. In particular, it has been established that there is a permanent offset of several degrees between Janus minimum moment of inertia and the equilibrium sub-Saturn point, and that Epimetheus has an oscillation about synchronous rotation of $5.9^\circ \pm 1.2^\circ$ (Tiscareno et al. 2009). These last two results are expected to give clues on the distribution of masses inside of these two bodies, as did for instance the detection of an oscillation of Mercury around the 3 : 2 orbital resonance (Margot et al. 2007), considered as the evidence of a molten core.

The goal of this paper is to compute a theory of the rotation of Janus and Epimetheus, and to compare it with the observational data. We first review some aspects of the orbital dynamics of Janus and Epimetheus, because they have a direct influence on the rotation through the Saturnian perturbation. In particular, we express the fundamental frequencies of the orbital perturbations, and interpolate JPL/HORIZONS ephemerides before including them into a 3-degrees of freedom numerical model of the rotation of Janus and Epimetheus, seen as rigid bodies. Finally, we propose some interpretations of the observed data, in comparison with our theory.

2. An analysis of the orbital motion

It is necessary to know as accurately as possible the orbital motion of Janus and Epimetheus about Saturn, to estimate the influence of the Saturnian torque on their rotation. The most reliable ephemerides of Janus and Epimetheus available are JPL HORIZONS' ones ¹, elaborated by Jacobson et al. (2008). This server provides data tables of the positions, velocities, orbital elements, . . . of the most important Solar System objects (including Janus and Epimetheus) at given dates. We explain in this part how we extract from JPL data the useful informations that will help us to understand the orbital dynamics of these bodies.

2.1. The proper modes

The first information we are interested in is the proper modes of the orbital motion, i.e. the fundamental frequencies of the system. If we assume that the orbital motion of a given body is not chaotic, its variables can be expressed under a synthetic form, i.e. an infinite sum of sinusoidal terms, that depend on a limited number of fundamental frequencies, this number depending itself on the number of involved bodies. If we neglect the periodic influence of the other Saturnian satellites and consider that our system is only composed of an oblate Saturn, Janus and Epimetheus, we can restrict our fundamental frequencies to 6 elements, i.e. 3 for each satellites, these frequencies being the orbital one, and the slow frequencies of precessions of nodes and pericentres. The 1:1 orbital resonance forces the equality of the two mean motions, but also results in the apparition of a proper frequency associated with this resonance, of period close to 8 years, i.e. two orbital swaps. So we have 6 proper modes.

From the JPL cartesian coordinates (NAIF kernels SAT299 for Janus and Epimetheus, and SAT317 for Saturn) and masses of Janus and Epimetheus, we derived the following keplerian elements, in the reference frame centered on the center of mass of Saturn, and referring to the equatorial plane of Saturn and the node of this plane with the ecliptic at J2000.0:

- a : semi-major axis
- λ : mean longitude

¹<http://ssd.jpl.nasa.gov/?horizons>

- $z = k + \sqrt{-1}h = e \exp(\sqrt{-1}\varpi)$, e and ϖ being respectively the eccentricity and the longitude of the pericentre
- $\zeta = q + \sqrt{-1}p = \sin\left(\frac{I}{2}\right) \exp(\sqrt{-1}\varrho\Omega)$, I and $\varrho\Omega$ being respectively the inclination and the longitude of the ascending node.

These elements are the classical elliptic ones. Another possibility could be to use the epicyclic elements. The basic idea is to consider the oblateness of Saturn in the computation of the osculating elements. The third Kepler law is being modified this way:

$$n^2 a^3 = GM_{\text{Sat}} \left(1 + \frac{3}{2} J_2 \left(\frac{R_{\text{Sat}}}{a} \right)^2 + O(J_4) \right), \quad (1)$$

n being the instantaneous mean motion of the considered body (Janus or Epimetheus), M_{Sat} Saturn’s mass, and R_{Sat} its equatorial radius (see e.g. Greenberg (1981)). This formulation does not change the fundamental frequencies, because they physically correspond to revolutions of the body about its parent planet, but change the semimajor axes, eccentricities and inclinations. In particular, it can be shown that it drastically reduces the amplitudes of the short period oscillations in the case of a small body orbiting close to an oblate planet (Brouwer 1959). Such a formulation is very convenient for describing the dynamics of planetary rings (Borderies & Longaretti 1987; Longaretti & Borderies 1991; Borderies-Rappaport & Longaretti 1994; Renner & Sicardy 2006) because it gives quite constant elements and a smaller eccentricity than the classical elliptic elements, but in our case we want to identify the mean orbital period. Moreover, no influence is expected on the representation of the orbital swap. This is the reason why we did not use them.

Once these elements have been obtained as data tables, we performed frequency analyses to get periodic time series. The frequency analysis algorithm we used is based on Laskar’s original idea, named NAFF as Numerical Analysis of the Fundamental Frequencies (see for instance Laskar (1993) for the method, and Laskar (2003) for the convergence proofs). It aims at identifying the coefficients a_k and ω_k of a complex signal $f(t)$ obtained numerically over a finite time span $[-T; T]$ and verifying

$$f(t) \approx \sum_{k=1}^n a_k \exp(\sqrt{-1}\omega_k t), \quad (2)$$

where ω_k are real frequencies and a_k complex coefficients. If the signal $f(t)$ is real, its frequency spectrum is symmetric and the complex amplitudes associated with the frequencies ω_k and $-\omega_k$ are complex conjugates. The frequencies and amplitudes associated are found

with an iterative scheme. To determine the first frequency ω_1 , one searches for the maximum of the amplitude of

$$\phi(\omega) = \langle f(t), \exp(\sqrt{-1}\omega t) \rangle, \quad (3)$$

where the scalar product $\langle f(t), g(t) \rangle$ is defined by

$$\langle f(t), g(t) \rangle = \frac{1}{2T} \int_{-T}^T f(t) \overline{g(t)} \chi(t) dt, \quad (4)$$

and where $\chi(t)$ is a weight function, i.e. a positive function with

$$\frac{1}{2T} \int_{-T}^T \chi(t) dt = 1. \quad (5)$$

Once the first periodic term $\exp(\sqrt{-1}\omega_1 t)$ is found, its complex amplitude a_1 is obtained by orthogonal projection, and the process is started again on the remainder $f_1(t) = f(t) - a_1 \exp(\sqrt{-1}\omega_1 t)$. The algorithm stops when two detected frequencies are too close to each other, what alters their determinations, or when the number of detected terms reaches a maximum set by the user. This algorithm is very efficient, except when two frequencies are too close to each other. In that case, the algorithm is not confident in its accuracy and stops. When the difference between two frequencies is larger than twice the frequency associated with the length of the total time interval, the determination of each fundamental frequency is not perturbed by the other ones. Although the iterative method suggested by Champenois (1998) allows to reduce this distance, some troubles still remain when the frequencies are too close to each other.

We used ephemerides over the time interval 1950-2050, i.e. the widest interval over which the JPL ephemerides are available. This time span is quite long in comparison with the orbital period of these two satellites (≈ 17 hours), and long enough for estimating the period of the resonant argument (≈ 8 years, i.e. two orbital swaps). The shortest unaliased period that can be detected is twice the time step. Here our time step was 3 hours, what is short enough to detect 8h-contributions, i.e. half the orbital period expected.

The frequency analyses of the keplerian elements of Janus and Epimetheus allowed us to identify 7 proper modes (see Tab.1), written as λ , ϕ , ϖ_J , ϖ_E , Ω_J , Ω_E and ω . The first six proper modes are the ones expected, while the last one, ω , has been actually detected in the frequency analyses. This seventh proper mode is difficult to identify, particularly because its period is larger than our time interval, so we lack of accuracy on its period. Moreover, the amplitude associated is small. λ is close to the mean longitude of Janus, ϕ is the resonant

argument, ϖ_J and ϖ_E are close to the longitudes of the pericentres of Janus and Epimetheus, while $\delta\Omega_J$ and $\delta\Omega_E$ are close to the longitudes of their ascending nodes. By "close to", we mean that the proper mode is the main component of the keplerian element associated with.

Table 1: Proper modes of the orbital motions of Janus and Epimetheus. The column "Origin" gives the variable from which the given numerical values of the proper mode have been extracted, while the last column gives the frequencies given by Jacobson et al. (2008), fitted on [2003; 2005].

	Frequency (<i>rad/y</i>)	Phase at J2000	Period	Origin	JSP2008
λ	3304.0143278	-114.564°	0.69459 d	λ_J	3303.6716
				λ_E	3305.2554
ϕ	0.7847244	177.674°	8.00687 y	a_J	–
ϖ_J	13.0908741	129.064°	175.30788 d	z_J	13.0869
ϖ_E	13.0928523	-121.751°	175.28140 d	z_E	13.1022
$\delta\Omega_J$	-13.0386776	114.152°	-176.00968 d	ζ_J	-13.0359
$\delta\Omega_E$	-13.0400438	152.811°	-175.99124 d	ζ_E	-13.0512
ω	0.0461439	-120.692°	136.16498 y	ζ_J	–

The numerical values we give in this table come from outputs of the frequency analyses. We can see that some frequencies are very close to each other, for instance for the precessions of the pericentres. They could be distinguished from each others in the same signal if the interval of study were longer than twice the period associated with the difference of their frequencies, i.e. $\approx 200,000$ years. Nevertheless, we can also use the phases to identify the contribution of each proper mode, that is the reason why we are confident in their identification. Our numerical frequencies are in good agreement with the ones given by Jacobson et al. (2008), that have been obtained from a fit over two years.

We here give the frequency analyses of the two semi-major axes (Tab.2 for Janus and Tab.3 for Epimetheus). The decomposition of the other orbital variables can be found in the supplemental material. These tables should be used this way: the Tab.2 means that the semimajor axis of Janus could be approximated by

$$\begin{aligned}
 a(t) &\approx 152043.049 \\
 &+ 13.182 \cos(\phi(t)) \\
 &+ 7.397 \cos(\lambda(t) - \varpi_J(t)) \\
 &- 4.538 \cos(3\phi(t)) \\
 &+ \dots
 \end{aligned} \tag{6}$$

with $\phi(t) = 0.7847244t + 177.674^\circ$, $\lambda(t) = 3304.0143278t - 114.564^\circ$ and $\varpi_J(t) = 13.0908741t + 129.064^\circ$ (Tab.1), the amplitudes being in km, the frequencies in rad/y, and the time in years, the origin being J2000. The cosines should be replaced by sines or by complex exponentials when it is stated in the caption. The cosines and sines are suitable for real variables, and the opportunity to use sine or cosine is decided in reading the phases.

Table 2: Semi-major axis of Janus. The series are in cosine.

N	λ	ϕ	ϖ_J	Amplitude (km)	Period
1	-	-	-	152043.049	∞
2	-	1	-	13.182	8.00687 y
3	1	-	-1	7.397	0.69735 d
4	-	3	-	-4.538	2.66892 y
5	-	5	-	2.403	1.60135 y
6	1	-1	-1	2.098	0.69752 d
7	1	1	-1	2.097	0.69719 d
8	-	7	-	-1.547	1.14382 y
9	-	9	-	1.087	324.94105 d
10	-	11	-	-0.802	265.86068 d
11	-	13	-	0.611	224.95882 d
12	-	15	-	-0.476	194.96413 d
13	-	17	-	0.377	172.02726 d
14	1	2	-1	0.365	0.69702 d
15	1	-2	-1	0.359	0.69769 d
16	-	19	-	-0.302	153.91905 d
17	-	21	-	0.245	139.26011 d
18	1	-3	-1	0.203	0.69785 d
19	-	23	-	-0.201	127.15028 d
20	1	3	-1	0.200	0.69685 d
21	-	25	-	0.165	116.97818 d

A striking point in these decompositions are the odd harmonics of ϕ . Their presence can be explained in considering that the semimajor axes are close to square wave, and that the Fourier series of a square wave is composed only of odd harmonics. We can also notice the quite slow decrease of the amplitude, showing that the quasi-periodic decomposition of such a signal converges slowly. Here, all the terms detected by the frequency analysis are given, there is no cut-off based on the amplitude. The estimation of the accuracy of this representation will be given later on the positions of the bodies (Fig.2).

Table 3: Semi-major axis of Epimetheus. The series are in cosine.

N	λ	ϕ	ϖ_E	Amplitude (km)	Period
1	-	-	-	152043.602	∞
2	-	1	-	-47.500	8.00675 y
3	-	3	-	16.353	2.66892 y
4	-	5	-	-8.660	1.60135 y
5	1	-1	-1	-6.251	0.69752 d
6	1	1	-1	-6.234	0.69719 d
7	-	7	-	5.577	1.14382 y
8	1	2	-1	-4.731	0.69702 d
9	1	-2	-1	-4.726	0.69735 d
10	-	9	-	-3.918	324.94138 d
11	1	-	-1	-3.114	0.69735 d
12	-	11	-	2.889	265.86079 d
13	-	13	-	-2.201	224.95893 d
14	-	15	-	1.715	194.96444 d
15	-	17	-	-1.359	172.02730 d
15	1	3	-1	-1.319	0.69685 d
16	1	-3	-1	-1.293	0.69785 d
17	-	19	-	1.090	153.91905 d

In addition to these frequency analyses, we also find drifts in the orbital elements of Janus and Epimetheus, indicating the presence of long-term effects, that a representation over one century cannot render. We made a linear least-squares fit of the eccentricities e and inclinations I of Janus and Epimetheus and we get, for Janus, $e = (3.93785 \times 10^{-6} \pm 1.708 \times 10^{-7})t + 7.30539 \times 10^{-3} \pm 4.93 \times 10^{-6}$, and $I = ((-9.31642 \times 10^{-4} \pm 5.263 \times 10^{-6})t + 9.86587 \pm 1.519 \times 10^{-4})$ arcmin, and for Epimetheus $e = (-1.03189 \times 10^{-5} \pm 1.74 \times 10^{-7})t + 1.01621 \times 10^{-2} \pm 5.023 \times 10^{-6}$ and $I = ((1.49189 \times 10^{-3} \pm 5.529 \times 10^{-6})t + 21.1834 \pm 1.596 \times 10^{-4})$ arcmin, the time unit being the year and its origin J2000.0.

2.2. Focus on the orbital swap

The orbital swap occurring every 4 years is the key point of the dynamics of Janus and Epimetheus. We here propose to recall its main aspects, that have been extensively studied in previous works, e.g. Yoder et al. (1983); Yoder, Synnott & Salo (1989); Nicholson et al. (1992).

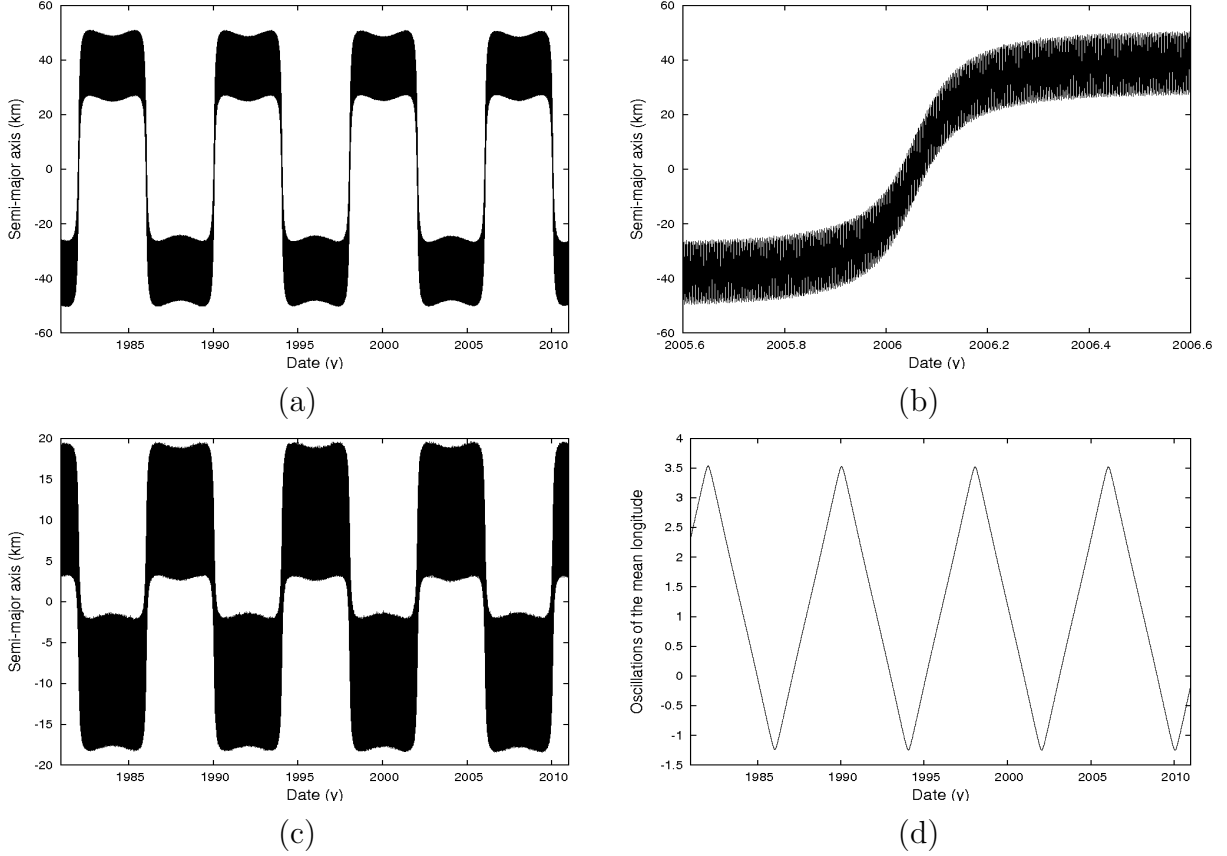


Fig. 1.— The orbital swap, plotted with JPL HORIZONS data. The panels (a) and (b) show the variations of the semi-major axis of Epimetheus, while the panel (c) shows the one of Janus. The panel (d) represents the variations of the mean longitude of Epimetheus after removal of a slope of 3304.01449932 rad/y.

The Figure 1 shows the variations of the semi-major axes and the mean longitudes of Epimetheus because of the orbital swap. These figures have been obtained with the keplerian elements derived from the JPL HORIZONS cartesian coordinates. The most striking is the exact synchronization between the orbital swaps of the two bodies (panels (a) and (c)), illustrating the energy exchanges due to the $1 : 1$ orbital resonance. We can also notice the amplitudes of the swaps, respectively ≈ 13 km for Janus and ≈ 47 km for Epimetheus. The ratio between these two amplitudes is the mass ratio of the two bodies (i.e. ≈ 3.6), as already shown by previous authors (e.g. Dermott & Murray (1981), Yoder et al. (1983)). We also notice the thickness of the plateau, due to short period oscillations whose amplitude partly depends on the orbital eccentricity of the considered body. As already said, this plateau would have been thinner with epicyclic elements. The consequences of the resonance on the mean longitudes are 8-y periodic sawtooth waves.

Finally, the panel (b) is a zoom on the transition, similar to the Figure 2b of Nicholson et al. (1992). It illustrates the motion of Epimetheus during the swap. We can graphically evaluate the duration of the swap at about 6 months.

2.3. Using the ephemerides in the numerical computations

The quasi-periodic decomposition of the orbital ephemerides is a good way to get a description of the ephemerides that is physically understandable, but it can be reliably used in numerical computation only if its residuals with the real ephemerides are small enough. The Fig.2 shows them as distances between the positions of the satellites given by the JPL/HORIZONS ephemerides, and the quasiperiodic decompositions of the osculating elements, over the 100 years covered by HORIZONS ephemerides. We can see important residuals (up to 13,000 km for Epimetheus, while the least Janus-Epimetheus distance is about 10,000 km), with a 4-y periodic amplitude, due to the unusual shapes of the orbital elements because of the orbital swaps. They induce Gibbs phenomena, i.e. big residuals at the swaps. Moreover, there are still residuals far to the swaps, probably due to a lack of accuracy in the determination of the short-periodic contributions. These last oscillations should be smaller in epicyclic elements. So, we considered this quasiperiodic decomposition as not accurate enough to be used in numerical computations. We still are confident in the proper modes in Tab.1, this error just means that a large amount of periodic terms is required to get accurate enough ephemerides. Moreover, we cannot exclude the presence of long-period contributions, for which a polynomial interpolation would be more appropriate over this time interval.

We finally chose to interpolate the cartesian coordinates (i.e. positions and velocities) of the two satellites using the cubic splines interpolation. The reader can find explanations of this method in (Dahlquist & Björck 2008). The error associated is of fourth order (Sonneveld 1969), it means that a reduction of the sampling step of the signal by a factor α will reduce the interpolation error by a factor $\approx \alpha^4$. For this, we used the interpolation routines given by the GNU Scientific Library (Galassi et al. 2009), and checked the error in comparing the positions given by the interpolation routine with positions given by HORIZONS, at dates that were not used to interpolate the ephemerides (at the interpolation points, the error should be null) and got an interpolation maximum error of about 850 km with a sampling step of 3 hours. We finally used a sampling step of 1 hour to get a maximum error of 9 km. Contrary to the quasiperiodic decomposition, the error seems to have a quite uniform repartition, in particular the dates of the orbital swaps cannot be guessed from the plots of errors. We do not show it here because the reader would just see black rectangles.

This accuracy of 9 km assumes that the JPL ephemerides are exact over [1950-2050]. Their internal error can have at least two causes. The first one is the interpolation error of the numerical integration used to compute the ephemerides. This error is considered as lower than 25 meters for the DE406 planetary ephemerides, and should be lower for the satellites of Saturn, so it is negligible in our study. The other cause of error comes from the fit of the dynamical model to the astrometric observations. As explained in Jacobson et al. (2008), this fit has been made mostly on Cassini observations since 2004, with a $1 - \sigma$ accuracy of about 20 km in the downtrack direction. Out of this timespan (i.e. before 2004 and in the future), the accuracy is expected to be worse because of the extrapolation. The reader can find in Desmars et al. (2009) a review of the methods used to estimate the accuracy of extrapolated ephemerides.

3. The rotation

We here use our interpolation of the JPL HORIZONS ephemerides to get the gravitational perturbation of Saturn on the rotation of Janus and Epimetheus, with a 1-hour time step and so an internal accuracy of 9 km. The influence of the other satellites is accounted only as indirect effects, i.e. through perturbations on the orbits of Janus and Epimetheus. As for most of the natural satellites of the Solar System, these two bodies are expected to follow the 3 Cassini Laws, originally enounced for the Moon (Cassini 1693; Colombo 1966), i.e.:

1. The Moon rotates uniformly about its polar axis with a rotational period equal to the mean sidereal period of its orbit about the Earth.
2. The inclination of the Moon's equator to the ecliptic is a constant angle (approximately 1.5°).
3. The ascending node of the lunar orbit on the ecliptic coincides with the descending node of the lunar equator on the ecliptic. This law could also be expressed as: the spin axis and the normals to the ecliptic and orbit plane remain coplanar.

In the case of natural satellites, they can be rephrased this way: the rotation of the satellite is synchronous, its angular momentum has a nearly constant inclination on an inertial reference plane, and is located in the plane defined by the normal to the orbital plane and to the Laplace Plane. The Laplace Plane is the plane normal to the rotation axis of the orbital frame, i.e. it is defined with respect to the orbital precessional motion. It has the property to

minimize the variations of the orbital inclinations. Using the Laplace Plane as the reference frame is of high importance for satellites orbiting far from their parent body, because of the Solar perturbation that tends to take the orbital plane away from the equatorial plane of the planet. However, for satellites orbiting close to their planet as it is the case here, the equatorial plane of Saturn is so close to the Laplace Plane that it can be used for describing the rotational dynamics (see Dobrovolskis (1993); Noyelles (2009); Tremaine et al. (2009) and the Appendix).

3.1. The model

The model we used is very similar to the one already used by Henrard (2005a,b) for Io and Europa and by Noyelles et al. (2008) for Titan. We consider Janus and Epimetheus as rigid triaxial bodies whose matrices of inertia reads

$$I = \begin{pmatrix} A & 0 & 0 \\ 0 & B & 0 \\ 0 & 0 & C \end{pmatrix} \quad (7)$$

with $A \leq B \leq C$.

The dynamical model is a 3-degree of freedom one in which 3 references frames are considered:

1. An inertial reference frame $(\vec{e}_1, \vec{e}_2, \vec{e}_3)$. We used the one in which the orbital ephemerides are given, i.e. mean Saturnian equator and mean equinox for J2000.0 epoch.
2. A frame $(\vec{n}_1, \vec{n}_2, \vec{n}_3)$ bound to the angular momentum of the considered body.
3. A frame $(\vec{f}_1, \vec{f}_2, \vec{f}_3)$ rigidly linked to the body.

We first use Andoyer’s variables (Andoyer 1926; Deprit 1967), which are based on two linked sets of Euler’s angles. The first set (h, K, g) locates the position of the angular momentum in the first frame $(\vec{e}_1, \vec{e}_2, \vec{e}_3)$, while the second one, (g, J, l) , locates the body frame $(\vec{f}_1, \vec{f}_2, \vec{f}_3)$ in the second frame tied to the angular momentum (see Fig. 3).

The canonical set of Andoyer’s variables consists of the three angular variables l, g, h and their conjugated momenta L, G, H defined by the norm G of the angular momentum and two of its projections :

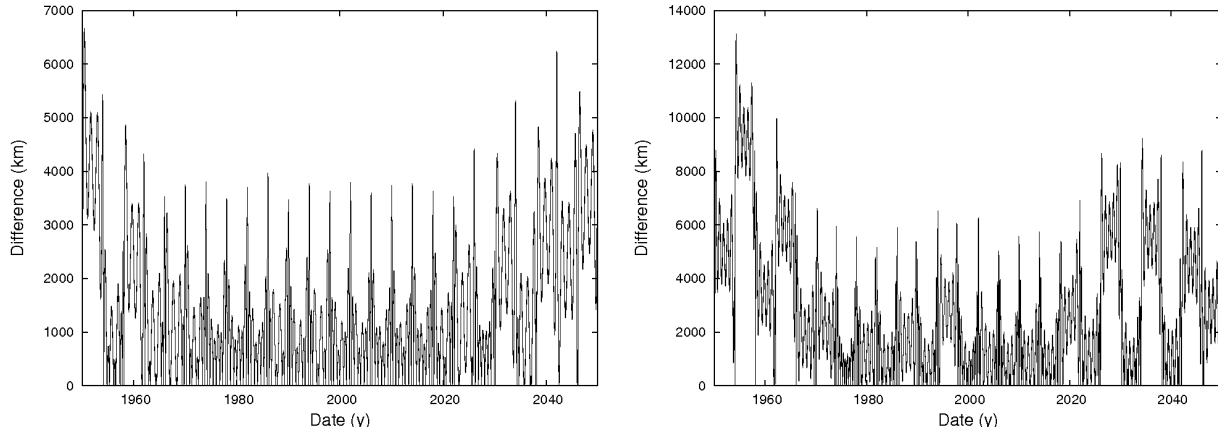


Fig. 2.— Distance between the positions given by JPL HORIZONS and those computed from our periodic time series of the orbital elements, for Janus (left) and Epimetheus (right). The error is due to the difficulty to represent these orbital elements with sinusoidal terms.

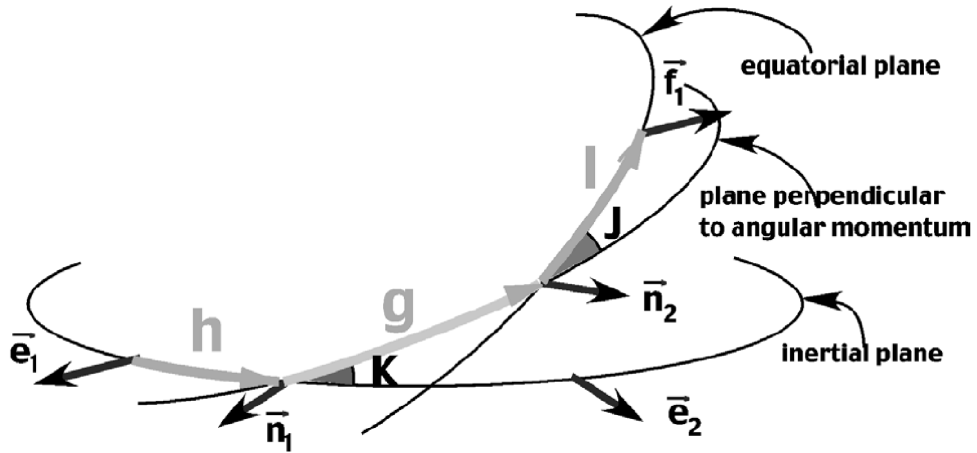


Fig. 3.— The Andoyer variables (reproduced from (Henrard 2005a)).

$$\begin{aligned}
 l & & L &= G \cos J \\
 g & & G & \\
 h & & H &= G \cos K
 \end{aligned} \tag{8}$$

Unfortunately, these variables present two singularities: when $J = 0$ (i.e., the angular momentum is colinear to \vec{f}_3), l and g are undefined, and when $K = 0$ (i.e., when Janus/Epimetheus' principal axis of inertia is perpendicular to its orbital plane), h and g are undefined. That is the reason why we shall use the modified Andoyer's variables :

$$\begin{aligned}
 p &= l + g + h & P &= \frac{G}{nC} \\
 r &= -h & R &= \frac{G-H}{nC} = P(1 - \cos K) = 2P \sin^2 \frac{K}{2} \\
 \xi_q &= \sqrt{\frac{2Q}{nC}} \sin q & \eta_q &= \sqrt{\frac{2Q}{nC}} \cos q
 \end{aligned} \tag{9}$$

where n is the body's mean orbital motion , $q = -l$, and $Q = G - L = G(1 - \cos J) = 2G \sin^2 \frac{J}{2}$. With these new variables, the singularity on l has been dropped. Using these variables has a great mathematical interest, because they are canonical, so they simplify an analytical study of the system, as was done in previous works. Our study here is quite purely numerical, but we keep these variables, in order to be consistent with previous studies. We later derive other output variables, that are more relevant from a physical point of view.

In these variables, the kinetic energy $T = \frac{1}{2}\vec{\omega} \cdot \vec{G}$ of the system reads:

$$\begin{aligned}
 T &= \frac{nP^2}{2} + \frac{n}{8}[4P - \xi_q^2 - \eta_q^2] \\
 &\times \left[\frac{\gamma_1 + \gamma_2}{1 - \gamma_1 - \gamma_2} \xi_q^2 + \frac{\gamma_1 - \gamma_2}{1 - \gamma_1 + \gamma_2} \eta_q^2 \right]
 \end{aligned} \tag{10}$$

with

$$\gamma_1 = \frac{2C - A - B}{2C} = J_2 \frac{M\mathcal{R}^2}{C} \tag{11}$$

and

$$\gamma_2 = \frac{B - A}{2C} = 2C_{22} \frac{M\mathcal{R}^2}{C}. \tag{12}$$

In these last 3 formulae, $\vec{\omega}$ is the instantaneous vector of rotation, M is the mass of Janus or Epimetheus, \mathcal{R} its mean radius, and J_2 and C_{22} the two classical normalized gravitational

coefficients related respectively to the oblateness and equatorial ellipticity of the considered body.

The gravitational disturbing potential due to an oblate perturber p reads (Henrard 2005c):

$$V_p = V_{p1} + V_{p2} \quad (13)$$

with

$$V_{p1} = -\frac{3}{2}C\frac{\mathcal{G}M_p}{d_p^3}[\gamma_1(x_p^2 + y_p^2) + \gamma_2(x_p^2 - y_p^2)] \quad (14)$$

and

$$\begin{aligned} V_{p2} &= -\frac{15}{4}CJ_{2p}\frac{\mathcal{G}M_p}{d_p^3}\left(\frac{\mathcal{R}_p}{d_p}\right)^2 \\ &\times [\gamma_1(x_p^2 + y_p^2) + \gamma_2(x_p^2 - y_p^2)], \end{aligned} \quad (15)$$

where \mathcal{G} is the gravitational constant, M_p the mass of the perturber, J_{2p} its J_2 , \mathcal{R}_p its mean radius, d_p the distance between the perturber's and Janus (or Epimetheus)' centers of mass, and x_p and y_p the two first components of the unit vector pointing to the center of mass of the perturber, from the center of mass of the body, in the reference frame $(\vec{f}_1, \vec{f}_2, \vec{f}_3)$. V_{p1} expresses the perturbation due to a pointmass perturber, while V_{p2} represents the perturbation due to its J_2 , assuming that the body is in the equatorial plane of the perturber. As shown in (Henrard 2005c), it is a good approximation if the sine of the angle between Saturn's equatorial plane and the orbit is small. Since this quantity is always smaller than 10^{-2} (Tab.23 and 26), we can consider this approximation as satisfying. This assertion assumes that the obliquity is very small, what will be checked in this study.

Usually the orbital ephemerides give us the location of the perturber in the inertial frame, so we have to perform 5 rotations to convert the coordinates from the inertial frame to $(\vec{f}_1, \vec{f}_2, \vec{f}_3)$. More precisely, if we name $(x_i, y_i, z_i)^T$ the unit vector locating the perturber's center of mass in the inertial frame, we have

$$\begin{pmatrix} x_p \\ y_p \\ z_p \end{pmatrix} = R_3(-l)R_1(-J)R_3(-g)R_1(-K)R_3(-h) \begin{pmatrix} x_i \\ y_i \\ z_i \end{pmatrix} \quad (16)$$

with

$$R_3(\phi) = \begin{pmatrix} \cos \phi & -\sin \phi & 0 \\ \sin \phi & \cos \phi & 0 \\ 0 & 0 & 1 \end{pmatrix} \quad (17)$$

and

$$R_1(\phi) = \begin{pmatrix} 1 & 0 & 0 \\ 0 & \cos \phi & -\sin \phi \\ 0 & \sin \phi & \cos \phi \end{pmatrix}. \quad (18)$$

Finally, the total Hamiltonian of the problem reads:

$$\begin{aligned} H &= \frac{nP^2}{2} + \frac{n}{8}[4P - \xi_q^2 - \eta_q^2] \\ &\times \left[\frac{\gamma_1 + \gamma_2}{1 - \gamma_1 - \gamma_2} \xi_q^2 + \frac{\gamma_1 - \gamma_2}{1 - \gamma_1 + \gamma_2} \eta_q^2 \right] \\ &- \frac{3}{2n} \frac{\mathcal{G}M_{\natural}}{d_{\natural}^3} \left(1 + \frac{5}{2} J_2 \natural \left(\frac{\mathcal{R}_{\natural}}{d_{\natural}} \right)^2 \right) \\ &\times [\gamma_1(x_{\natural}^2 + y_{\natural}^2) + \gamma_2(x_{\natural}^2 - y_{\natural}^2)], \end{aligned} \quad (19)$$

where the index \natural stands for Saturn. We will use this Hamiltonian for a numerical study of the rotation. An analytical study can show that the Hamiltonian (19) can be reduced to

$$\mathcal{H}(u, v, w, U, V, W) = \omega_u U + \omega_v V + \omega_w W + \mathcal{P}(u, v, w, U, V, W) \quad (20)$$

where \mathcal{P} represents a perturbation, and the three constants ω_u , ω_v and ω_w are the periods of the free oscillations around the equilibrium defined by the Cassini Laws. This last Hamiltonian is obtained after several canonical transformations, the first one consisting in expressing the resonant arguments $\sigma = p - \lambda + \pi$ and $\rho = r + \varOmega$ respectively associated with the 1 : 1 spin-orbit resonance and with the orientation of the angular momentum, λ and \varOmega being the orbital variables defined above. The complete calculation is beyond the scope of this paper, the reader can find details in (Henrard 2005a,b; Noyelles et al. 2008).

Tab.4 gives the values of the physical parameters we used in our numerical integrations. They come mainly from spacecraft datas, Pioneer & Voyager for Saturn, and Cassini for Janus and Epimetheus.

Table 4: Physical parameters of Saturn, Janus and Epimetheus. The gravity parameters J_2 and C_{22} of Janus and Epimetheus have been derived from the moments of inertia given by Tiscareno et al. (2009).

Parameters	Values	References
Saturn		
$\mathcal{R}_{\dagger\eta}$ (mean)	58232 km	IAU 2006 (Seidelmann et al. 2007)
(equatorial)	60330 km	Pioneer & Voyager (Campbell & Anderson 1989)
$J_2\ddagger\eta$	1.6298×10^{-2}	Pioneer & Voyager (Campbell & Anderson 1989)
$\mathcal{G}M_{\ddagger\eta}$	$3.7931272 \times 10^7 \text{ km}^3.\text{s}^{-2}$	Pioneer & Voyager (Campbell & Anderson 1989)
Janus		
$\mathcal{G}M_J$	$0.12660 \text{ km}^3.\text{s}^{-2}$	(Jacobson et al. 2008)
\mathcal{R}	89.5 km	Cassini (Tiscareno et al. 2009)
$A/M\mathcal{R}^2$	0.360	Cassini (Tiscareno et al. 2009)
$B/M\mathcal{R}^2$	0.407	Cassini (Tiscareno et al. 2009)
$C/M\mathcal{R}^2$	0.470	Cassini (Tiscareno et al. 2009)
J_2	8.65×10^{-2}	-
C_{22}	1.175×10^{-2}	-
Epimetheus		
$\mathcal{G}M_E$	$0.03513 \text{ km}^3.\text{s}^{-2}$	(Jacobson et al. 2008)
R	58.1 km	Cassini (Tiscareno et al. 2009)
$A/M\mathcal{R}^2$	0.328	Cassini (Tiscareno et al. 2009)
$B/M\mathcal{R}^2$	0.469	Cassini (Tiscareno et al. 2009)
$C/M\mathcal{R}^2$	0.476	Cassini (Tiscareno et al. 2009)
J_2	7.75×10^{-2}	-
C_{22}	3.525×10^{-2}	-

3.2. Numerical integrations

In order to integrate numerically the system, we first express the coordinates of the perturber $(x_{\mathfrak{h}}, y_{\mathfrak{h}})$ with the numerical ephemerides and the rotations given in (Eq.16), in the body frame $(\vec{f}_1, \vec{f}_2, \vec{f}_3)$. As explained before, the ephemerides have been obtained in interpolating the HORIZONS cartesian coordinates of Janus and Epimetheus with cubic splines. This way, we get coordinates depending of the canonical variables. Then we derive the equations coming from the Hamiltonian (19):

$$\begin{aligned} \frac{dp}{dt} &= \frac{\partial H}{\partial P}, & \frac{dP}{dt} &= -\frac{\partial H}{\partial p}, \\ \frac{dr}{dt} &= \frac{\partial H}{\partial R}, & \frac{dR}{dt} &= -\frac{\partial H}{\partial r}, \\ \frac{d\xi_q}{dt} &= \frac{\partial H}{\partial \eta_q}, & \frac{d\eta_q}{dt} &= -\frac{\partial H}{\partial \xi_q}. \end{aligned} \tag{21}$$

We integrated over 100 years using the Adams-Bashforth-Moulton 10th order predictor-corrector integrator. The solutions consist of two parts, the forced one, directly due to the perturbation, and the free one, that depends on the initial conditions. The initial conditions should be as close as possible to the exact equilibrium, to have low amplitudes of the free librations. Several methods exist to reduce the amplitudes of the free librations:

- Bois & Rambaux (2007) propose to fit the mean initial conditions in order to locate the spin-orbit system at its center of libration,
- Peale et al. (2007) add a damping in the equations that reduces the amplitude of the free librations,
- Yseboodt & Margot (2006), in the framework of a numerical integration of the spin and of the orbit of Mercury, start from a simple Sun-Mercury system in which the equilibrium is very easy to determine analytically, and slowly switch on the planetary perturbations in order to create an adiabatic deviation of the equilibrium without creation of any free libration,
- Noyelles (2009) use an iterative scheme to remove the free librations from the initial conditions. This last approach is quite similar to the one of Locatelli & Giorgili (2000) in the framework of a computer-assisted proof of the KAM theorem.

The method we used here is inspired from the one of Peale et al. (2007). In fact, we performed a first numerical integration with a damping, then a reverse integration without any damping. This way, we got initial conditions that we use to get the solution of the rigid rotation of Janus and Epimetheus without any free rotational energy. We finally use these last initial conditions to get a rotational state in which the energy is minimized. We also avoid any shift of the equilibrium that a too fast dissipation might induce. The reasons why we want to minimize the free component of the solutions is first because this solution is expected to have been damped by dissipations, and second because a signal from which useless components have been dropped will be more efficiently analyzed.

Our model of dissipation is just a mathematical one, i.e. without considering the physical cause of the dissipation, because it just aimed at finding initial condition and not at studying the dissipation itself. We added to every equation a dissipative term alike $-\alpha(x - x^*)$ where x^* is an approximation of the equilibrium of the variable x , and α a positive constant. Our only constraint on the value of α is that the dissipation is adiabatic, because a too fast dissipation changes the equilibrium of the system (see for instance the influence of tides on the equilibrium state of Venus in (Correia et al. 2003; Correia & Laskar 2003), respectively for the theory and the numerical confirmation).

3.3. The output variables

In order to deliver theories of rotation that can be easily compared with observations, we chose to express our results in the following variables:

- Longitudinal librations,
- Latitudinal librations,
- Orbital obliquity ϵ (the orientation of the angular momentum of Janus/Epimetheus with respect to the normal to the instantaneous orbital plane),
- Motion of the rotation axis about the pole axis.

There are at least two ways to define the longitudinal librations. We can for instance consider the librations about the exact synchronous rotation, i.e. $p- < n > t$, usually called *physical librations*. The determination of a "mean" mean motion for Janus and Epimetheus is far to be obvious because of the orbital swaps. We can either consider a mean motion averaged over several swaps, and get averaged librations that cannot actually be observed

at a given date, or consider two different mean motions for each satellite, in assuming that the mean motion is constant between two swaps. In order to keep this assumption valid, we shall use two intervals of study, necessarily smaller than 4 years, that are far enough from the swaps to not be affected by the transitions. We determined the numerical values of the mean motions out of the swaps in using the slope of the mean longitudes of each bodies over the time spans [1998.5:2001.7] and [2002.5:2005.7] (cf. Tab.5).

Table 5: Mean motions of Janus and Epimetheus between two orbital swaps, determined in using the JPL HORIZONS ephemerides. These values for the period [2002.5 : 2005.7] are close to the mean motions given by Jacobson et al. (2008), fitted on quite the same time span.

	[1998.5 : 2001.7]	[2002.5 : 2005.7]
Janus	$3304.35631 \pm 5.658 \times 10^{-5}$	$3303.67315 \pm 5.662 \times 10^{-5}$
Epimetheus	$3302.78370 \pm 1.259 \times 10^{-3}$	$3305.24602 \pm 1.255 \times 10^{-3}$

Another way to consider the longitudinal librations is to work on the librations about the Janus-Saturn (or Epimetheus-Saturn) direction. We will call these librations *tidal librations* because they represent the misalignment of the tidal bulge of the satellite. The reader can find graphical descriptions of these librations in Murray & Dermott (1999), Fig.5.16 or in Tiscareno et al. (2009), Fig.3, where the physical librations are written as γ and the tidal librations as ψ . The difference between the two is the *optical libration* ($\psi - \gamma = 2e \cos nt$), which arises from Kepler’s Third Law. There is a mistake in the Fig. 5.16 of Murray & Dermott (1999), that illustrates a dynamically forbidden state (the satellite’s long axis can never point between the direction towards Saturn and the direction towards the empty focus), the equations being correct. This problem is corrected in Tiscareno et al. (2009).

The latitudinal librations are the North-South librations of the large axis of the considered body in the saturnocentric reference frame that follows the orbital motion of the body. They are analogous to the tidal librations that are the East-West librations. In order to get to the tidal longitudinal librations and the latitudinal librations, we first should express the unit vector \vec{f}_1 (i.e. the direction of Janus/Epimetheus’ long axis) in the inertial frame ($\vec{e}_1, \vec{e}_2, \vec{e}_3$). From (Eq.16) and the definitions of the Andoyer modified variables (Eq.9), we get:

$$\vec{f}_1 = (\cos r(\cos(p + r - l) \cos l - \sin(p + r - l) \cos J \sin l) + \sin r(\cos K(\sin(p + r - l) \cos l + \cos(p + r - l) \cos J \sin l) - \sin K \sin J \sin l))\vec{e}_1$$

$$\begin{aligned}
 &+ (-\sin r(\cos(p+r-l)\cos l - \sin(p+r-l)\cos J\sin l) + \\
 &\quad \cos r(\cos K(\sin(p+r-l)\cos l + \cos(p+r-l)\cos J\sin l) - \sin K\sin J\sin l))\vec{e}_2 \\
 &+ (\sin K(\sin(p+r-l)\cos l + \cos(p+r-l)\cos J\sin l) + \cos K\sin J\sin l)\vec{e}_3. \quad (22)
 \end{aligned}$$

The tidal longitudinal librations ψ and the latitudinal ones η are found this way:

$$\psi = \vec{t} \cdot \vec{f}_1 \quad (23)$$

and

$$\eta = \vec{n} \cdot \vec{f}_1, \quad (24)$$

where \vec{n} is the unit vector normal to the orbit plane, and \vec{t} the tangent to the trajectory. We get these last two vectors by:

$$\vec{n} = \frac{\vec{x} \times \vec{v}}{\|\vec{x} \times \vec{v}\|} \quad (25)$$

and

$$\vec{t} = \frac{\vec{n} \times \vec{x}}{\|\vec{n} \times \vec{x}\|}, \quad (26)$$

where \vec{x} is the position vector of the body, and \vec{v} its velocity.

Finally, the motion of the rotation axis about the pole is derived from the wobble J , it is given by the two variables Q_1 and Q_2 defined as:

$$Q_1 = \sin J \sin l \left(1 + \frac{J_2 + 2C_{22}}{C} \right) \quad (27)$$

and

$$Q_2 = \sin J \cos l \left(1 + \frac{J_2 - 2C_{22}}{C} \right), \quad (28)$$

they are the first two components of the unit vector pointing at the instantaneous North Pole of Janus' (respectively Epimetheus') rotation axis, in the body frame of Janus (or Epimetheus). These quantities are finally multiplied by the polar radius of the satellite (76.3 km for Janus and 53.1 km for Epimetheus (Tiscareno et al. 2009)) to get a deviation in meters.

As for the previous study and for the orbital ephemerides, we will give these solutions under a semi-analytical (or synthetic) form, thanks to the frequency analysis.

3.4. The results

As said above, there are two parts in the solutions: the free and the forced ones. The free solutions depend only on the initial conditions and are assumed to be damped because of dissipations (in particular tidal dissipations). It is anyway interesting to study it, at least to compute the three periods associated, in case of one of them would be close to a resonance with a forced contribution. We detect the free terms thanks to the frequency analysis and their values are gathered in Tab.6.

Table 6: Periods of the free librations, determined numerically.

	Janus	Epimetheus
T_u	1.26713 d	0.74717 d
T_v	2.17884 d	1.80386 d
T_w	2.09798 d	5.54234 d

The forced solutions are gathered in the Tab.7 to 11. In all the following tables, the identification of the periodic contribution has been made in checking the frequencies and the phases. In particular, the phases, given at J2000, are very useful to discriminate 2 contributions with very close frequencies, like ϖ_J and ϖ_E . We here present all the sinusoidal terms actually detected by the frequency analysis algorithm, except when we precise in the caption that a cut-off has been made.

Table 7: Tidal longitudinal librations ψ of Janus. The phases are given at J2000, the series are in sine.

N	λ	ϕ	ϖ_J	Amplitude	Phase	Period
1	1	-	-1	1.03°	116.360°	0.69735 d
2	1	-1	-1	17.54 arcmin	-61.337°	0.69752 d
3	1	1	-1	-17.52 arcmin	114.056°	0.69719 d
4	1	2	-1	3.04 arcmin	112.262°	0.69702 d
5	1	-2	-1	2.99 arcmin	120.439°	0.69769 d
6	1	-3	-1	-1.70 arcmin	123.544°	0.69785 d
7	1	3	-1	1.67 arcmin	-70.825°	0.69685 d

For Janus, the librations are dominated by short-period contributions essentially due to the mean anomaly $\lambda - \varpi_J$ for the physical longitudinal librations γ , and to $\lambda - \Omega_J$ for the latitudinal ones. The physical cause of these librations is the variations of the distance Saturn-Janus because of the eccentricity. We can also notice the other contributions, with this form for latitudinal librations:

Table 8: Latitudinal librations η of Janus, in arcseconds. The series are in sine.

N	λ	ϕ	Ω_J	Amplitude	Phase	Period
1	1	-	-1	-6.18	-48.717°	0.69186 d
2	1	1	-1	1.79	-50.972°	0.69170 d
3	1	-1	-1	-1.79	113.539°	0.69202 d
4	1	2	-1	-0.31	-53.312°	0.69153 d
5	1	-2	-1	-0.31	-44.149°	0.69219 d

$$A(\sin(\lambda + i\phi - \Omega_J) + \sin(\lambda - i\phi - \Omega_J)) = 2A \sin(\lambda - \Omega_J) \cos(i\phi) \quad (29)$$

where i is an integer. For longitudinal librations, ϖ_J should replace Ω_J in (Eq.29). We here consider that the amplitudes associated are the same, in fact they have relative differences smaller than 10%. Moreover, the phases are consistent with the frequencies, because they are contained in the proper modes λ , ϕ and Ω . If the signs of the amplitudes are opposite, the right-hand side of Eq.(29) is $2A \cos(\lambda - \Omega_J) \sin(i\phi)$, so the resulting wave has the same visual aspect. These contributions result in 0.697-d-periodic beatings in $4/i$ -y-periodic envelopes (where $i=1,2,3,\dots$, so periods of 4, 2, 1.33, ... years, with decreasing amplitudes associated), they are librations due to the orbital swaps. We can see that for Janus, they remain small compared to the "classical" librations (i.e. just involving λ and the node/pericentre).

The Tab.9 and 10 present the same variables for Epimetheus. The striking difference is that the effects of the orbital swaps dominate the dynamics, whereas the contributions $\lambda - \varpi_E$ and $\lambda - \Omega_E$ are of smaller amplitude. This difference is due to the amplitude of the orbital swap for Epimetheus, that is larger than for Janus because of the mass ratios of the two satellites, as we already noticed.

The results related to the orbital obliquity ϵ are gathered in Tab.11, for the two satellites. The phases are not given, but the reader can guess them from Tab.1 and the signs of the amplitude (a minus sign means a phase shift of 180°). The most interesting is the first line, giving the mean theoretical obliquities, respectively 5.95 and 10.8 arcseconds. Their variations, smaller than one arcsec, are too small to be detected from observations. As for the librations, the orbital swaps have a bigger effect on Epimetheus than on Janus, but even for Epimetheus the obliquity only varies by a few percent.

As already pointed out by Bouquillon et al. (2003), there is a small motion of the North Pole axis about the angular momentum, but also far too small to be detected (≈ 1 m for the two bodies). The tables associated are in the supplemental material.

We now give (see Tab.12) an estimation of the error induced by the synthetic repre-

Table 9: Tidal longitudinal librations ψ of Epimetheus. The series are in sine.

N	λ	ϕ	ϖ_E	Amplitude	Phase	Period
1	1	-1	-1	5.19°	-170.621°	0.69752 d
2	1	1	-1	-5.17°	4.964°	0.69719 d
3	1	2	-1	-3.93°	-177.326°	0.69702 d
4	1	-2	-1	-3.92°	-168.330°	0.69769 d
5	1	-	-1	-2.58°	-172.826°	0.69735 d
6	1	3	-1	-1.09°	0.215°	0.69685 d
7	1	-3	-1	1.07°	-165.862°	0.69785 d
8	1	-4	-1	28.14 arcmin	15.891°	0.69802 d
9	1	4	-1	27.50 arcmin	-1.553°	0.69669 d
10	1	5	-1	20.03 arcmin	175.657°	0.69652 d
11	1	-5	-1	-19.56 arcmin	18.683°	0.69819 d

Table 10: Latitudinal librations η of Epimetheus, in arcseconds. The series are in sine.

N	λ	ϕ	ϖ_E	Amplitude	Phase	Period
1	1	1	-1	5.75	-89.666°	0.69170 d
2	1	-1	-1	-5.75	94.847°	0.69202 d
3	1	2	-1	4.49	88.082°	0.69153 d
4	1	-2	-1	4.48	97.010°	0.69219 d
5	1	-	-1	2.68	92.593°	0.69186 d
6	1	3	-1	1.30	-94.153°	0.69137 d
7	1	-3	-1	-1.30	99.340°	0.69235 d

sensation of the output variables. This is the maximum error over the time interval of the study (i.e. [1950:2050]), that we compare with the maximum amplitude of the variable. In comparing this maximum error with the amplitudes of the sinusoidal terms given in Tab.7 to 11, it seems to be too high. In fact, this maximum error is due to the Gibbs phenomenon at the orbital swaps that complicates the convergence of the periodic series, as for the orbital motion (Fig.2). Moreover, there is also an error far from the swaps, probably due to a lack of accuracy in the determination of the short periods. The Fig.4 illustrates this problem for the longitudinal librations. It also shows that the error is smaller at the center of the interval (≈ 1 arcmin) than at the edges (≈ 2 arcmin), probably because of long-period terms that the frequency analyses did not identify.

As explained earlier, we also computed the physical longitudinal librations (Fig.5) on the time intervals [1998.5 : 2001.7] and [2002.5 : 2005.7], i.e. in excluding the orbital swaps,

Table 11: Orbital obliquity ϵ of the two bodies, in arcseconds. The contributions for which no amplitude is given have not been detected by the frequency analysis. It was required to remove a slope of -5.799×10^{-4} arcsec/y, probably the signature of a long-period contribution. ϖ stands for ϖ_J for Janus, ϖ_E for Epimetheus. Contributions associated with the nodes $\delta\Omega$ have been actually detected by the frequency analysis, but with smaller amplitudes (< 0.01 arcsec for Janus, and < 0.3 arcsec for Epimetheus). The series are in cosine.

λ	ϕ	ϖ	Amplitude Janus	Amplitude Epimetheus	Period
-	-	-	5.94	10.83	∞
1	-	-1	0.02	-0.43	0.69735 d
1	-1	-1	0.01	0.87	0.69752 d
1	1	-1	-0.01	-0.87	0.69719 d
1	2	-1	-	-0.66	0.69702 d
1	-2	-1	-	-0.66	0.69769 d

in considering two different values of the mean orbital motions (Tab.5). The most striking is here the presence of a long-period contribution (probably 8 years), showing the influence of the orbital swap on the rotation. We can also see some short-periodic variations of the amplitudes. Unfortunately, a frequency analysis over such a short time span cannot split contributions alike $\lambda \pm \phi - \varpi$ from $\lambda - \varpi$, whereas it was possible for the tidal librations over a wider interval of study (Tab.7 and 9).

In fact, a frequency analysis would only give a kind of averaged short-period libration (Tab.13). The variations of the amplitudes associated can be guessed in reading the plots.

3.5. Analytical validations

Many analytical studies exist on the synchronous rotation. We here propose to use them to validate our numerical results.

- *Mean obliquity*

As explained in the Appendix, the Third Cassini Law implies that the normal to the reference plane (that should be an acceptable Laplace Plane), the normal to the orbital plane and the angular momentum of Janus / Epimetheus are coplanar. As a consequence, 4 equilibria known as Cassini States are possible, in a simplified model. Another analytical formula for the Cassini State 1 (i.e. the most probable one) is given

Table 12: Maximum amplitudes and errors of the quasiperiodic representation of the output variables of the rotation, estimated from the plots. The error is mostly due to the Gibbs phenomenon at the orbital swaps, see also Fig.4.

Variable	Amplitude	Error
	Tidal longitudinal librations	
Janus	$\approx 1.1^\circ$	≈ 5 arcmin
Epimetheus	$\approx 10^\circ$	$\approx 1.5^\circ$
	Latitudinal librations	
Janus	≈ 6.5 arcsec	≈ 0.9 arcsec
Epimetheus	≈ 11 arcsec	≈ 3 arcsec
	Obliquity ϵ	
Janus	≈ 6.15 arcsec	≈ 0.2 arcsec
Epimetheus	≈ 14 arcsec	≈ 1 arcsec

Table 13: Longitudinal physical librations γ .

	[1998.5 : 2001.7]		[2002.5 : 2005.7]	
	Frequency rad/y	Amplitude	Frequency rad/y	Amplitude
Janus	3291.2598	$0.337 \pm 0.03^\circ$	3290.5893	$0.338 \pm 0.03^\circ$
Epimetheus	3289.7159	$8.615 \pm 0.9^\circ$	3292.1325	$8.588 \pm 0.9^\circ$

by Henrard & Schwanen (2004). In that paper, the equilibrium obliquity K^* related to the orbital plane is given by:

$$K^* \approx \frac{\delta_1 + \delta_2}{\delta_1 + \delta_2 - \dot{\Omega}/n} I \quad (30)$$

with

$$\delta_1 = -\frac{3}{2} J_2 \frac{MR^2}{C} \quad (31)$$

and

$$\delta_2 = -3C_{22} \frac{MR^2}{C}, \quad (32)$$

what gives straightforwardly, using $\epsilon = K^* - I$:

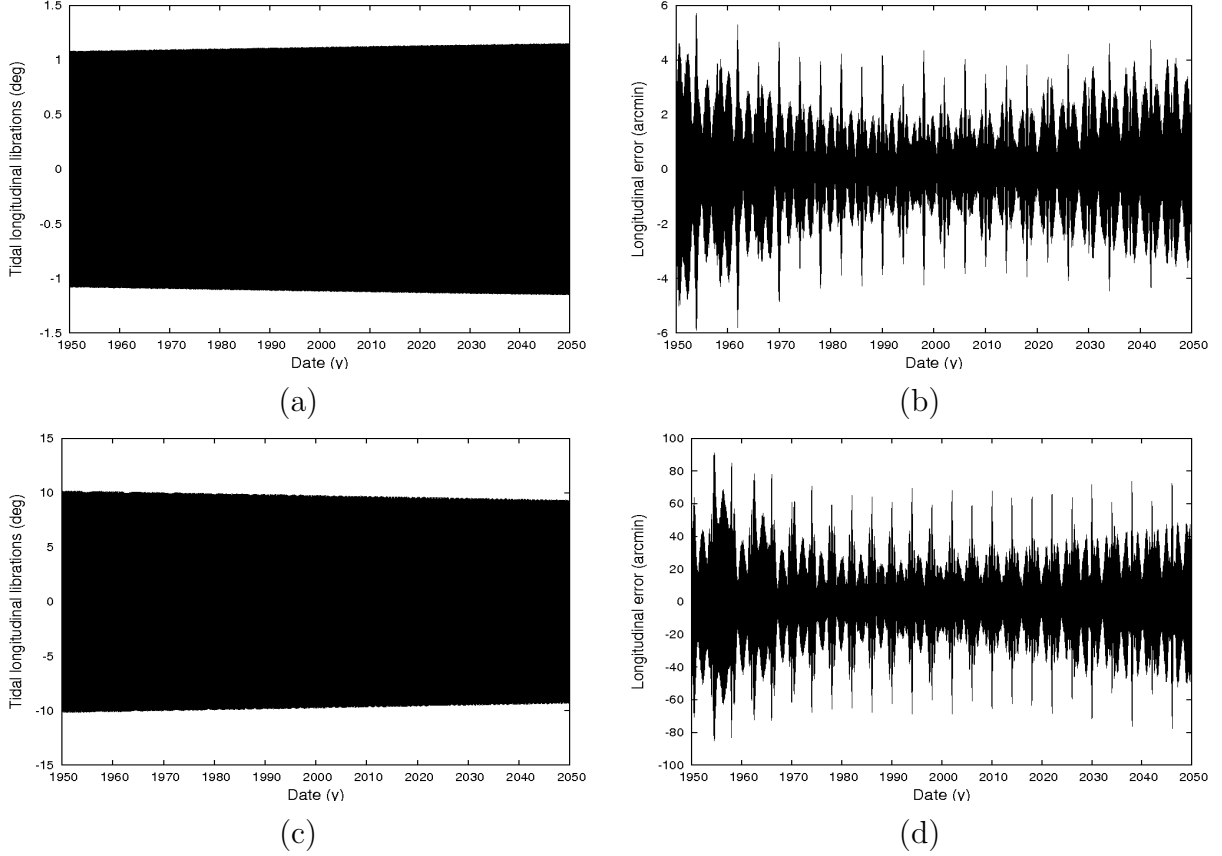


Fig. 4.— Tidal longitudinal librations ψ of Janus (up) and Epimetheus (down). The panels (b) and (d) show the residuals with the quasi-periodic representations, on which we can see the signature of a 4-y periodic error, probably due to the Gibbs phenomenon at the orbital swaps.

$$\epsilon = -\frac{I}{1 + \frac{3}{2} \frac{n}{\Omega} \frac{J_2 + 2C_{22}}{C/MR^2}}. \quad (33)$$

This last formula is very similar to the one given in the Appendix for the Cassini State 1 in assuming that $\sin I \approx I$ and $\cos I \approx 1$, which holds for $I \ll 1$.

The table 14 gathers the locations of the theoretical Cassini States and recalls the mean obliquities that we get from our numerical simulations. We can notice that our results are close to the Cassini State 1. We get for Janus significant differences between our values and the analytical ones, while the agreement is very good for Epimetheus. These values have been computed in neglecting the 1 : 1 orbital resonance, and in assuming that the orbits of the satellites were circular and uniformly precessing. A

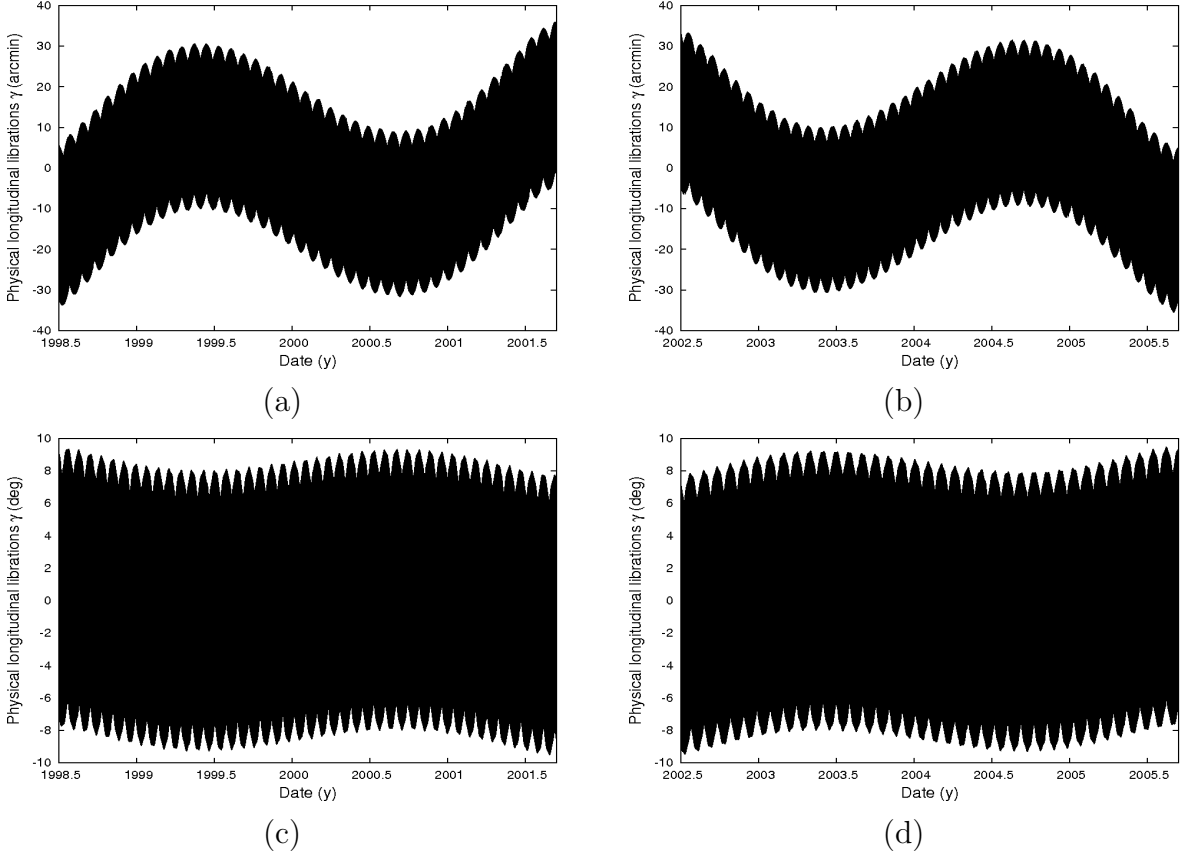


Fig. 5.— Physical longitudinal librations γ of Janus (up) and Epimetheus (down). These librations have been obtained in removing a fitted mean spin from the orientation of the longer axis on the inertial reference frame, respectively 3304.356301 rad/y (a) and 3303.673150 rad/y (b) for Janus, and 3302.7839016 (c) and 3305.24602 (d) for Epimetheus.

possible explanation of the discrepancy observed for Janus could be the influence of a long period that required to fit a slope on the obliquity of Janus (Tab.11).

- *Fundamental frequencies of the free librations*

We can use previous studies to estimate analytically the three proper frequencies of the librations about the equilibrium. Henrard & Schwanen (2004) detailed an extensive derivation of the Hamiltonian (19) for the satellites in 1 : 1 spin-orbit resonance, in assuming that the orbit of the satellite was circular and uniformly precessing, but in considering the three degrees of freedom of the system. After determination of the equilibrium and several canonical transformations, they got the following Hamiltonian:

$$\mathcal{N}(u, v, w, U, V, W) = \omega_u U + \omega_v V + \omega_w W, \quad (34)$$

Table 14: Theoretical Cassini States for Janus and Epimetheus, compared with our numerical simulations. The calculations use the equations given in the Appendix.

	Janus	Epimetheus
α (y^{-1})	1161.73	1542.84
$\alpha/\dot{\mathcal{L}}$	-89.099	-118.315
$(\alpha/\dot{\mathcal{L}})_{crit}$	-1.030	-1.051
Cassini State 1	6.719 arcsec	10.834 arcsec
Cassini State 2	-89.357°	-89.516°
Cassini State 3	179.998°	179.997°
Cassini State 4	89.357°	89.516°
Numerical simulations	5.945 arcsec	10.829 arcsec

in which the constants ω_u , ω_v and ω_w are the free frequencies of the small librations about the equilibrium. This analytical method has been successfully used in (Henrard 2005a,b; Noyelles et al. 2008)

In a more simplified model (i.e. no wobble and a negligible obliquity), we can consider that the libration angle γ about the synchronous rotation is ruled by (e.g. Goldreich & Peale (1966)):

$$C\ddot{\gamma} + \frac{3}{2}n^2(B - A)H(1, e) \sin 2\gamma = 0, \quad (35)$$

with $H(1, e) = 1 - 5e^2/2 + 13e^4/16 + O(e^6)$. Since γ and the eccentricity e are small, the equation (35) becomes:

$$\ddot{\gamma} + \omega_u^2\gamma = 0, \quad (36)$$

with

$$\omega_u = n\sqrt{3\frac{B - A}{C}} = 2n\sqrt{\frac{3C_{22}}{C/M\mathcal{R}^2}}. \quad (37)$$

The equation (36) is known to rule a pendulum swinging at the frequency ω_u , i.e. the frequency of the free longitudinal librations. We propose in the Appendix a derivation of the free librations of the obliquity.

The Tab.15 gives a comparison between our numerical values of the periods of the free librations and values due to formulae obtained by analytical studies. The column "Analytical 2" uses the Eq.(C7) that uses the value of obliquity coming from our

Table 15: Comparison between the periods (in days) of the free librations obtained numerically and in using analytical formulae. The column "HS 2004" refers to the analytical works of Henrard & Schwanen (2004), while "Analytical 1" refers to Eq.(37) for $T_u = 2\pi/\omega_u$ and to Eq.(C6) for T_v . "Analytical 2" refers to to Eq.(C7) for T_v .

	Numerical	HS 2004	Analytical 1	Analytical 2
Janus				
T_u	1.26713	1.26053	1.26814	-
T_v	2.17884	1.98573	1.99787	1.76767
T_w	2.09798	1.74391	-	-
Epimetheus				
T_u	0.74717	0.73255	0.73697	-
T_v	1.80386	1.49107	1.50015	1.49946
T_w	5.54234	4.71920	-	-

simulations. We can see a good agreement for the period of the free librations in longitude T_u , but a significant discrepancy for the two other periods, that the use of the real obliquity does not reduce. This discrepancy is probably due to the approximation on the dynamics of the satellites, in particular the effects of the 1 : 1 orbital resonance.

- *Longitudinal librations*

We have defined two kinds of longitudinal librations: the physical ones γ , and the tidal ones ψ . We have (e.g. Murray & Dermott (1999)):

$$\gamma = \frac{2e}{1 - (n/\omega_u)^2} \sin(nt + \varphi), \quad (38)$$

where φ is a constant phase depending on the time origin. This formula assumes that the orbit is close to be keplerian and circular, in particular its eccentricity is assumed to be small and constant. The tidal librations ψ , representing the misalignment of the tidal bulge of the satellite, is obtained in considering the *optical libration* $\phi = 2e \sin nt = \gamma - \psi$, due to the variations of the velocity of the satellite on its orbit. We then find (Tiscareno et al. 2009):

$$\psi = \frac{-2e}{1 - (\omega_u/n)^2} \sin(nt + \varphi). \quad (39)$$

The Tab.16 gives a comparison between the amplitudes of the librations that we detected numerically, and the ones given by the analytical formulae (38) and (39), in

Table 16: Comparison between the numerical and analytical determinations of the librations of Janus and Epimetheus. The column "Numerical" gathers the results given by the Tab.12 and 13, while the "Analytical" ones use the formulae (38) and (39) with two different values of the proper frequency ω_u : the numerical one in column "1", and the one given by the formula (37) in the last column. These calculations have been made using the eccentricities at J2000.0 that we determined in fitting a slope, i.e. 7.30539×10^{-3} for Janus and 1.01621×10^{-2} for Epimetheus.

	Numerical	Analytical 1	Analytical 2
Janus			
γ	$\approx -0.34 \pm 0.03^\circ$	-0.35959°	-0.35877°
ψ	$\approx -1.1^\circ$	-1.19673°	-1.19591°
Epimetheus			
γ	$-8.6 \pm 0.9^\circ$	-7.41096°	-9.26011°
ψ	$\approx -10^\circ$	-8.57545°	-10.42460°

using the proper period T_u detected numerically (column "1") and analytically (column "2"). For Janus, we can see a quite good agreement between the numerical and analytical values, even if the discrepancy is significant. However, an agreement is not so obvious for Epimetheus, even between the analytical values. The reason is probably a high sensitivity on the gravity field parameters (J_2 , C_{22} and C/MR^2) probably because, as already indicated by Tiscareno et al. (2009), Epimetheus seems to be close to the 1 : 1 secondary resonance between its spin and its free longitudinal librations.

4. Discussion

Recently, Tiscareno et al. (2009) observed the rotation of Janus and Epimetheus thanks to the Cassini spacecraft. We here propose to use the theory of the rotation we have elaborated to try to explain the observations, and to get planetological consequences that could be observed.

4.1. Uncertainty of the solutions

All our calculations assume that the input parameters are known with a very high accuracy. In fact, Tiscareno et al. (2009) derived them from fits to observations, giving most probable values and uncertainties (see Tab.17). A rigorous way to study the influence of

the uncertainties of the input parameters on the rotation would be to run the numerical integrations with some variations of these parameters within the error bars. This method requires lots of CPUs and would give uncertainties on useless values, like amplitudes of some periodic contributions that are far too small to be observed. That is the reason why we propose to use the analytical formulae to derive uncertainties on the longitudinal librations and the equilibrium obliquities.

For this, two parameters need to be known for each body: $(B - A)/C$ for the amplitude of the longitudinal librations (Eq.38 and 39), and $(C - A)/C$ (Eq.B2) for the equilibrium obliquity. The uncertainties on $(B - A)/C$ are given by Tiscareno et al. (2009) and so can be used directly, while the ones on $(C - A)/C$ should be guessed from the uncertainties on the dimensions of the bodies. In assuming that they are homogeneous ellipsoids, we have

$$A \approx \frac{M}{5}(b^2 + c^2), B \approx \frac{M}{5}(a^2 + c^2), C = \frac{M}{5}(a^2 + b^2), \quad (40)$$

what yields

$$\frac{C - A}{C} \approx \frac{a^2 - c^2}{a^2 + b^2}. \quad (41)$$

Unfortunately, this last formula does not work for Epimetheus because, as Tiscareno et al. (2009) noticed, it in fact deviates significantly from an ellipsoid. Moreover, the moments of inertia given by Tiscareno et al. (2009) are taken directly from a numerical shape model derived from the data (Thomas 1993; Simonelli et al. 1993; Thomas et al. 1998), and are not directly related to the best-fit ellipsoid. We also had troubles in using it, getting obliquities far bigger than the mean obliquity (10.8 arcsec) we give in Tab.11 or the maximum obliquity 14 arcsec (Tab.12). So, we used it only for Janus and got $(C - A)/C = 0.234^{+0.032}_{-0.025}$. The Tab.18 gathers our results.

Tiscareno et al. (2009) predicted the physical librations γ as $-0.33 \pm 0.06^\circ$ for Janus and $-8.9^{+4.2}_{-10.4}^\circ$ for Epimetheus, from shape-derived moments of inertia that assume constant density. We have good agreements, the differences being likely to be due to different considered values for the eccentricities. As already said, the longitudinal motion of Epimetheus

Table 17: Parameters derived from Cassini observations (Tiscareno et al. 2009).

	$(B - A)/C$	a (km)	b (km)	c (km)
Janus	0.100 ± 0.012	101.5 ± 1.9	92.5 ± 1.2	76.3 ± 1.2
Epimetheus	$0.296^{+0.019}_{-0.027}$	64.9 ± 2.0	57.0 ± 3.7	53.1 ± 0.7

Table 18: Uncertainty on the longitudinal librations and on the obliquity, deduced from the uncertainty on the parameters given by Tiscareno et al. (2009).

	Janus	Epimetheus
γ ($^\circ$)	-0.36 ± 0.06	$-9.2^{+4.3}_{-10.8}$
ψ ($^\circ$)	-1.2 ± 0.06	$-10.4^{+4.4}_{-10.8}$
Mean obliquity (arcsec)	6.72 ± 0.82	–

is very sensitive to the input parameters because of the proximity of the 1 : 1 secondary resonance between the spin and the free longitudinal librations. This way, when the input parameter $(B - A)/C$ gets closer to the critical value $1/3$, the amplitude of the libration increases dramatically (Fig.6). We have a similar phenomenon for the longitudinal librations of Mercury, close to a resonance with the mean motion of Jupiter (Peale et al. 2009).

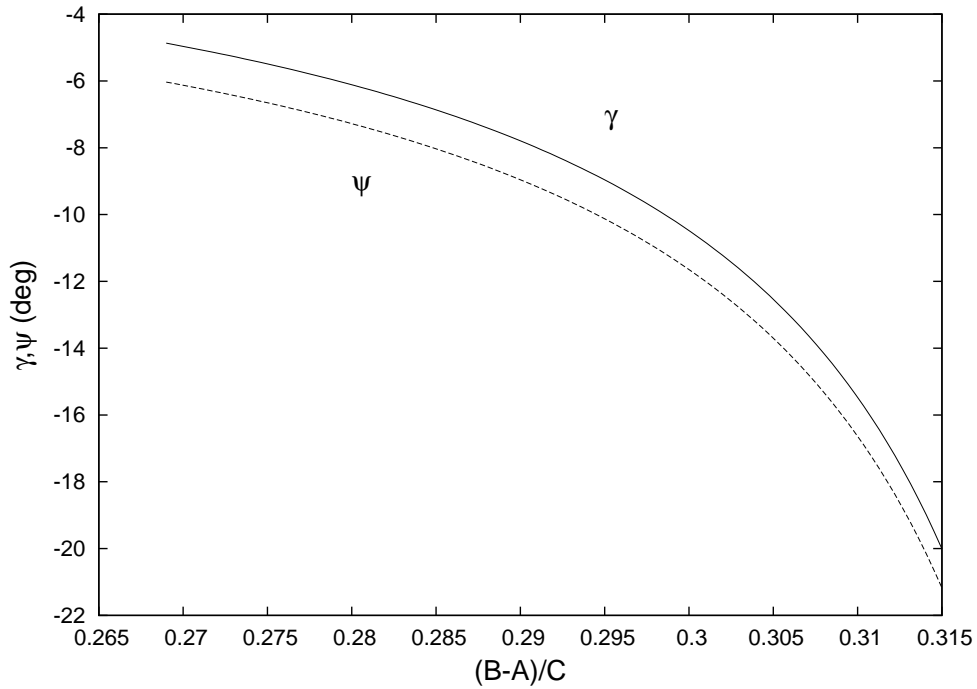


Fig. 6.— Dependency of the longitudinal librations of Epimetheus on the moments of inertia. We can notice a high sensitivity due to the proximity of a resonance.

4.2. Comparison with the observations

The main results of Tiscareno et al. (2009) on the rotation of Janus and Epimetheus are detections of the physical librations of Janus and Epimetheus (cf. Tab.19), and a significant offset of Janus’ sub-Saturn point from the axis of the minimum moment of inertia.

Table 19: Comparison between the observations of Tiscareno et al. (2009) and our results. The column ”our simulations” refers to the results of the numerical integration (Tab.13 and 11) while mean values refers to the study of the uncertainties (Tab.18).

	Tiscareno et al. (2009)	Our simulations	Mean values
Janus			
γ	$-0.3 \pm 0.9^\circ$	$-0.34 \pm 0.03^\circ$	$-0.36 \pm 0.06^\circ$
Obliquity ϵ	–	5.95 arcsec	6.72 ± 0.82 arcsec
Longitudinal offset	$5.2 \pm 1^\circ$	–	0
Latitudinal offset	$2.3 \pm 1^\circ$	–	0
Epimetheus			
γ	$-5.9 \pm 1.2^\circ$	$-8.6 \pm 0.9^\circ$	$-9.9^{+4.9}_{-13.4}^\circ$
Obliquity ϵ	–	10.83 arcsec	–
Longitudinal offset	$< 1^\circ$	–	0
Latitudinal offset	$< 1^\circ$	–	0

Our study seems to agree with the observed value of the physical longitudinal librations γ for Janus, even if we should keep in mind that the error bars of the observations are thrice bigger than the most probable value, so we cannot be certain that this libration has actually been observed. For Epimetheus, there is a significant discrepancy on the mean values of γ , but with an overlap due to the sensitivity on the input parameters. An interesting point is the error bar coming from our numerical simulations, that assumed the input parameters to be exactly known. This error bar is due to the variations of the amplitude that we read on the plots (Fig.5). The variation of 0.9° could partly explain the error bar of 1.2° observed by Tiscareno et al. (2009). The expected obliquities are probably too small to be detected.

Our model does not explain the offset of Janus’ sub-Saturn point from the axis of the moment of inertia. If we suppose it could be due to the orbital swap or to the latitudinal librations, it should anyway be lower than 40 arcmin in longitude (Fig.5) and that 6.5 arcsec in latitude (Tab.12). One way to get it might be to introduce non-diagonal terms in the matrix of inertia (Eq.7). This would physically mean that the geometrical principal axes differ significantly from the gravitational ones, so that Janus is not an homogenous body, or that its equipotential surface differs significantly from an ellipsoid. We leave this for future work.

5. Conclusion

We have elaborated in this paper a 3-degree of freedom theory of the rotation of Janus and Epimetheus, based on the physical parameters given by Tiscareno et al. (2009), derived from Cassini observations. This study used an accurate representation of the orbital motions of these bodies, so as to evaluate the rotational consequences of the orbital swaps.

Our numerical integrations show that these swaps induce significant variations of the short-period longitudinal librations, and thus could explain the error bars on the observations, at least for Epimetheus. On the contrary, this model does not explain the mean orientation of Janus’ axis of minimum moment of inertia. Moreover, we give an estimation of some undetected aspects of the rotation, like the latitudinal librations (≈ 6.5 arcsec for Janus and ≈ 11 arcsec for Epimetheus) and the mean obliquities (respectively 6 and 11 arcsec). Finally we highlight, as already Tiscareno et al. (2009) did, the sensitivity of the longitudinal motion of Epimetheus on the input parameters, because of the proximity of a resonance.

It will be probably possible, in a next future, to get a better accuracy on the observations, particularly thanks to next fly-bys. We hope that it will open the door to an inversion of the theory of the rotation to get several parameters of the gravity field of these bodies, and so information on their interior.

Acknowledgments

The author is indebted to Laetitia Legrain, Dimitri Tomanos and Vincent Malmedy for their help on the interpolation of the JPL HORIZONS tables, and Sandrine D’Hoedt, Nicolas Delsate, Julien Dufey and Philippe Robutel for fruitful discussions.

A. Approximation of the mean Laplace Plane

The Lagrange equation ruling the precessional motion of Janus/Epimetheus is, at the first approximation (i.e. in neglecting the effects of eccentricities and inclinations)

$$\frac{d\delta\Omega}{dt} = \omega_{\mathfrak{h}} + \sum_i \omega_i + \omega_{\odot} \tag{A1}$$

with

$$\omega_{\mathfrak{h}} = -\frac{3}{2}J_2n\left(\frac{R_{\mathfrak{h}}}{a}\right)^2, \quad (\text{A2})$$

$$\omega_i = -\frac{1}{4}\frac{M_i}{M_{\mathfrak{h}}}\left(\frac{a}{a_i}\right)^2b_{3/2}^{(1)}\left(\frac{a}{a_i}\right), \quad (\text{A3})$$

and

$$\omega_{\odot} = -\frac{1}{4}\frac{M_{\odot}}{M_{\mathfrak{h}}}\left(\frac{a}{a_{\odot}}\right)^2b_{3/2}^{(1)}\left(\frac{a}{a_{\odot}}\right). \quad (\text{A4})$$

(see e.g. Champenois & Vienne (1999)), where n is Janus/Epimetheus’ mean motion, a_i the semimajor axis of satellite i (1 to 8 standing respectively for Mimas to Iapetus, the other ones being neglected), M_i its mass, a_{\odot} and M_{\odot} the same quantities for the Sun, $R_{\mathfrak{h}}$ the equatorial radius of Saturn, and $b_{3/2}^{(1)}(x)$ is a classical Laplace coefficient. The Laplace coefficients are computed with the formula (see e.g. Brouwer & Clemence (1960)):

$$b_{3/2}^{(1)}(x) = \frac{2}{\pi} \int_0^{\pi} \frac{\cos \theta}{(1 - 2x \cos \theta + x^2)^{3/2}} d\theta. \quad (\text{A5})$$

We have (Yseboodt & Margot 2006)

$$p_0 = \frac{\sum_i p_i \omega_i + p_{\odot} \omega_{\odot} + p_{\mathfrak{h}} \omega_{\mathfrak{h}}}{\sum_i \omega_i + \omega_{\odot} + \omega_{\mathfrak{h}}} \quad (\text{A6})$$

and

$$q_0 = \frac{\sum_i q_i \omega_i + q_{\odot} \omega_{\odot} + q_{\mathfrak{h}} \omega_{\mathfrak{h}}}{\sum_i \omega_i + \omega_{\odot} + \omega_{\mathfrak{h}}}, \quad (\text{A7})$$

where $p_k = \sin \Omega_k \sin i_k$ and $q_k = \cos \Omega_k \sin i_k$ for the satellites 1 to 8, the Sun and Saturn, i_k standing for the inclination of the satellite k , and Ω_k for its ascending node. p_0 and q_0 indicate the location of the Laplace Plane. The numerical values of ω are gathered in Tab.20.

A rigorous determination of the instantaneous Laplace Plane would require to consider the time variations of the quantities p and q of each perturber, to get $p_0(t)$ and $q_0(t)$, that could be finally averaged to get a mean Laplace Plane, that would be an optimized inertial reference plane. Since we just want to show that the mean Laplace Plane is very close to the Saturnian equator at J2000, we will give an upper bound for the inclination of the Laplace Plane i_0 , in considering that

Table 20: Determination of the Laplace Plane of Janus and Epimetheus. The gravity field data and mean semi-major axes come from JPL HORIZONS at J2000, except $\mathcal{G}M_\odot$ that come from the recommendations of IERS. The ω have been computed thanks to Eq.A3 and A4. The semimajor axes are given with Saturn as the central body. The inclinations with respect to Saturn’s equatorial plane are estimated from the main terms of the series of TASS1.7 (Vienne & Duriez 1995; Duriez & Vienne 1997), this rough estimation being here accurate enough because we just want to show that the inclination of the Laplace Plane is small. These values are easier to use than HORIZONS’ because HORIZONS give them with respect of the Laplace Plane of the considered body.

	$\mathcal{G}M$ $km^3.s^{-2}$	a km	ω	$\sin i_k$
Mimas	2.5026	185539	-9.15×10^{-7}	2.4×10^{-2}
Enceladus	7.2027	238037	-4.01×10^{-7}	2.5×10^{-4}
Tethys	41.2067	294672	-8.03×10^{-7}	1.6×10^{-2}
Dione	73.1146	377415	-5.27×10^{-7}	3.3×10^{-4}
Rhea	153.9426	527068	-3.44×10^{-7}	5.9×10^{-3}
Titan	8978.1382	1221865	-1.41×10^{-6}	1.1×10^{-2}
Hyperion	0.3727	1500934	-3.12×10^{-11}	1.2×10^{-2}
Iapetus	120.5038	3560851	-7.44×10^{-10}	0.26
Sun	$1.32712442076 \times 10^{11}$	1.4266641409×10^9	-1.27×10^{-8}	0.47
Saturn	3.7931208×10^7	0	-12.71	0

$$\sin i_0 < \frac{\sum_i \sin i_i \omega_i + \sin i_\odot \omega_\odot + \sin i_\eta \omega_\eta}{\sum_i \omega_i + \omega_\odot + \omega_\eta}, \quad (\text{A8})$$

and we get numerically $i_0 < 4.63 \times 10^{-9}$ rad, i.e. ≈ 1 milli-arcsec.

B. The Cassini states

Colombo (1966) showed that the spin axis of a rotating body has 2 or 4 equilibria named Cassini states. We give here an analytical study of the location of these states, widely inspired from (Ward & Hamilton 2004), but rewritten our way. The reader can find alternative explanations in the literature (e.g. Peale (1969); Beletskii (1972); Henrard & Murigande (1987); D’Hoedt et al. (2006)).

We here consider a reference plane of normal \vec{k} , and we assume that the orbital plane

has a constant inclination I and precesses at a uniform rate $\dot{\Omega}$. Under these assumptions, the reference plane can be considered as a Laplace Plane. We name \vec{n} the normal to the orbit and \vec{s} the unit vector colinear to the angular momentum of the considered body. Finally, we call ϵ the obliquity of the body, it is the angle between \vec{s} and \vec{n} . The Third Cassini Law tells us that the vectors \vec{k} , \vec{n} and \vec{s} are coplanar, so we say that the angle between \vec{k} and \vec{s} is $I + \epsilon$. This convention on the orientation of ϵ is consistent with our model, Ward & Hamilton (2004) chose another one.

The equation of motion ruling \vec{s} reads:

$$\frac{d\vec{s}}{dt} = \alpha(\vec{s} \cdot \vec{n})(\vec{s} \times \vec{n}) + \dot{\Omega}(\vec{s} \times \vec{k}), \quad (\text{B1})$$

where α is a precessional constant that can be written (Ward 1975):

$$\alpha = \frac{3(C - A)n^2}{2C\omega} = \frac{3n^2}{2\omega} \frac{J_2 + 2C_{22}}{C/MR^2}, \quad (\text{B2})$$

where n is the orbital mean motion and ω is the spin velocity of the body. For most of the natural satellites like Janus and Epimetheus, the synchronous rotation induces $n = \omega$, and we get

$$\alpha = \frac{3}{2}n \frac{J_2 + 2C_{22}}{C/MR^2}. \quad (\text{B3})$$

At the equilibrium, we have $\frac{d\vec{s}}{dt} = 0$ in the reference frame defined by the vector \vec{n} , \vec{k} and their product. In fact, \vec{n} and \vec{s} precess synchronously. The projection of the equation (B1) on the direction normal to the plane (\vec{s}, \vec{k}) yields:

$$\frac{\alpha}{2\dot{\Omega}} \sin 2\epsilon + \sin(I + \epsilon) = 0. \quad (\text{B4})$$

It is well known that, for most of the natural satellites and Mercury, the slow precessional motion induces the existence of four equilibria that are close respectively to 0 , $\frac{\pi}{2}$, π , $-\frac{\pi}{2}$. These equilibria are known as Cassini States 1, 4, 3 and 2. With a more rapid precessional motion, three of these equilibria get closer (except Cassini State 3), and two of them can vanish as it is the case for the Moon.

As can be seen on Fig.7, the value of $\alpha/\dot{\Omega}$ is critical. It can be shown (Ward & Hamilton 2004) that the 4 Cassini States exist if $|\alpha/\dot{\Omega}| > (\sin^{2/3} I + \cos^{2/3} I)^{3/2} \approx 1$. For the "classical"

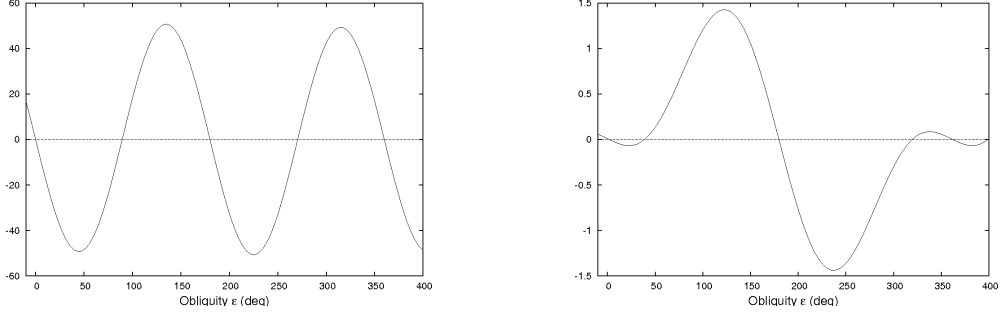


Fig. 7.— Locations of the Cassini States from the equation (B4), respectively with $\alpha/\dot{\delta}\Omega = -100$ (left), and $\alpha/\dot{\delta}\Omega = -1.3$ (right), for an orbital inclination $I = 0.01$ rad. The y axis is the quantity $\alpha/(2\dot{\delta}\Omega) \sin 2\epsilon + \sin(I + \epsilon)$, the location of the Cassini States being its roots. The 4 Cassini States are respectively, from left to right : 1, 4, 3 and 2. We can see that for a high value of the ratio $|\alpha/\dot{\delta}\Omega|$ the four equilibria are close to multiples of $\pi/2$, while the states 1, 4 and 2 get closer when this ratio tends to 1.

case of the natural satellites where $|\alpha/\dot{\delta}\Omega| \gg 1$, it is straightforward to develop the equation (B4) around $0, \frac{\pi}{2}, \pi, -\frac{\pi}{2}$ and we get the following formulae:

$$\begin{aligned} \epsilon &\approx -\frac{\sin I}{\alpha/\dot{\delta}\Omega + \cos I}, & (\text{Cassini State 1}) \\ \epsilon &\approx -\frac{\pi}{2} + \frac{\cos I}{\sin I - \alpha/\dot{\delta}\Omega}, & (\text{Cassini State 2}) \\ \epsilon &\approx \pi + \frac{\sin I}{\alpha/\dot{\delta}\Omega - \cos I}, & (\text{Cassini State 3}) \\ \epsilon &\approx \frac{\pi}{2} + \frac{\cos I}{\sin I + \alpha/\dot{\delta}\Omega}. & (\text{Cassini State 4}) \end{aligned}$$

C. Free librations of the obliquity

The aim of this section is to estimate the period of the small free libration of the obliquity about the exact Cassini State 1. We start from the following Hamiltonian (Ward 1975; Ward & Hamilton 2004), representing the behavior of the obliquity, that is in fact a part of the Hamiltonian of the system:

$$\mathcal{H} = -\frac{\alpha}{2}(\vec{s} \cdot \vec{n})^2 - \dot{\delta}\Omega(\vec{s} \cdot \vec{k}), \quad (\text{C1})$$

where α , \vec{s} , \vec{n} and \vec{k} are defined as above. We then find:

$$\mathcal{H} = -\frac{\alpha}{2} \cos^2 \epsilon - \dot{\delta}\Omega \cos(I + \epsilon) \quad (\text{C2})$$

and, at the second order in ϵ :

$$\mathcal{H} \approx \epsilon \dot{\Omega} \sin I + \frac{\epsilon^2}{2} (\alpha + \dot{\Omega} \cos I). \quad (\text{C3})$$

In order to study the small variations of the obliquity ϵ , we set $\epsilon = \epsilon_0 + \epsilon_1$, where ϵ_0 is the constant obliquity at the equilibrium, and $|\epsilon_1| \ll |\epsilon_0|$. We can now write, in dropping the constant terms:

$$\begin{aligned} \mathcal{H} &= \epsilon_1 (\epsilon_0 (\alpha + \dot{\Omega} \cos I) + \dot{\Omega} \sin I) + \frac{\epsilon_1^2}{2} (\alpha + \dot{\Omega} \cos I) \\ &= \frac{\epsilon_1^2}{2} (\alpha + \dot{\Omega} \cos I) \end{aligned} \quad (\text{C4})$$

because the definition of the Cassini State 1 gives $\epsilon_0 (\alpha + \dot{\Omega} \cos I) + \dot{\Omega} \sin I = 0$. We have now a quadratic function of ϵ_1 .

ϵ_1 is not really a canonical variable. It results from the classical polar transformation of canonical variables that the Hamiltonian (C4) can be written as

$$\mathcal{H}(v, V) = \omega_v V \quad (\text{C5})$$

where v and V are canonical angle-action variables, $V = \frac{\epsilon_1^2}{2}$ and $\omega_v = \alpha + \dot{\Omega} \cos I$ is the frequency of the free oscillations. So, the period of the free librations of the obliquity is, in this simplified model:

$$T_v = \frac{2\pi}{\alpha + \dot{\Omega} \cos I}, \quad (\text{C6})$$

and can also be written as

$$T_v = -\frac{2\pi\epsilon_0}{\dot{\Omega} \sin I}. \quad (\text{C7})$$

D. Supplemental Material

D.1. Orbital motion

Here are the frequency analyses of the orbital elements of Janus and Epimetheus.

Table 21: Mean longitude of Janus, after removal of the proper mode λ . The series are in sine.

N	ϕ	ω	Amplitude (rad)	Period
1	1	-	0.55346	8.00687 y
2	3	-	-0.06351	2.66892 y
3	5	-	0.02017	1.60135 y
4	-	2	0.00798	68.12 y

Table 22: $z = k + \sqrt{-1}h = e \exp(\sqrt{-1}\varpi)$ for Janus. The series are in complex exponentials.

N	λ	ϕ	ϖ_J	Amplitude ($\times 10^3$)	Period
1	-	-	1	6.64720	175.30788 d
2	1	-	-	3.59821	0.69459 d
3	1	1	-	1.03092	0.69442 d
4	1	-1	-	1.03032	0.69475 d
5	1	2	-	0.17933	0.69426 d
6	1	-2	-	0.17920	0.69492 d
7	1	3	-	0.09885	0.69409 d

Table 23: $\zeta = q + \sqrt{-1}p = \sin\left(\frac{I}{2}\right) \exp(\sqrt{-1}\Omega)$ for Janus. The series are in complex exponentials.

N	$\delta\Omega_J$	ω	Amplitude ($\times 10^3$)	Period
1	1	-	1.43593	-176.00968 d
2	-	1	0.00797	136.16498 y

Table 24: Mean longitude of Epimetheus, after removal of the proper mode $\lambda - \pi$. The series are in sine.

N	ϕ	Amplitude (rad)	Period
1	1	-1.99423	8.00676 y
2	3	0.22886	2.66892 y
3	5	-0.07271	1.60136 y
4	7	0.03345	1.14382 y
5	9	-0.01828	324.94152 d

Table 25: $z = k + \sqrt{-1}h = e \exp(\sqrt{-1}\varpi)$ for Epimetheus. The series are in complex exponentials.

N	λ	ϕ	ϖ_E	Amplitude ($\times 10^3$)	Period
1	-	-	1	9.82435	175.28140 d
2	1	1	-	-2.07104	0.69442 d
3	1	-1	-	-2.07007	0.69475 d
4	1	2	-	-1.59186	0.69426 d
5	1	-2	-	-1.59002	0.69492 d
6	1	-	-	-0.99815	0.69459 d
7	1	3	-	-0.45071	0.69409 d
8	1	-3	-	-0.44971	0.69508 d
9	1	4	-	-0.18343	0.69393 d

D.2. Motion of the North Pole

Table 26: $\zeta = q + \sqrt{-1}p = \sin\left(\frac{l}{2}\right) \exp(\sqrt{-1}\delta\Omega)$ for Epimetheus. The series are in complex exponentials.

N	ϕ	$\delta\Omega_E$	ω	Amplitude ($\times 10^3$)	Period
1	-	1	-	3.07916	-175.99124 d
2	-1	1	-	0.02859	-166.00121 d
3	1	1	-	0.02841	-187.26047 d
4	-	-	1	0.00797	136.15656 y

Table 27: Motion of the North Pole of Janus' rotation axis about the North Pole of Janus, in meters. The variable represented here is $Q_1 + \sqrt{-1}Q_2 = \sin J(\sin l(1 + (J_2 + 2C_{22})/C) + \sqrt{-1} \cos l(1 + (J_2 - 2C_{22})/C))$ (see Eq.27 and 28). The series are in complex exponentials, and the cut-off is at 10 cm.

N	λ	ϕ	$\delta\Omega_J$	Amplitude	Phase	Period
1	1	-	-1	1.16	-138.717°	0.69186 d
2	-1	-	1	0.79	-41.283°	-0.69186 d
3	1	1	-1	0.32	-140.972°	0.69170 d
4	1	-1	-1	0.32	43.539°	0.69202 d
5	-1	-1	1	0.23	-39.029°	-0.69170 d
6	-1	1	1	0.23	136.461°	-0.69202 d

Table 28: Motion of the North Pole of Epimetheus' rotation axis about the North Pole of Epimetheus, in meters. The series are in complex exponentials, and the cut-off is at 20 cm.

N	λ	ϕ	ϖ_E	$\delta\Omega_E$	Amplitude	Phase	Period
1	1	1	-	-1	0.72	-179.666°	0.69170 d
2	1	-1	-	-1	0.72	4.847°	0.69202 d
3	-1	-1	-	1	0.70	-0.335°	-0.69170 d
4	-1	1	-	1	0.70	175.154°	-0.69202 d
5	-	-	-1	1	0.59	4.581°	-87.81766 d
6	1	2	-	-1	0.56	-1.918°	0.69153 d
7	1	-2	-	-1	0.56	7.100°	0.69219 d
8	-1	-2	-	1	0.55	-178.082°	-0.69153 d
9	-1	2	-	1	0.55	172.900°	-0.69219 d
10	-	-	1	-1	0.43	175.419°	87.17665 d
11	1	-	-	-1	0.34	2.593°	0.69186 d
12	-1	-	-	1	0.33	177.407°	-0.69186 d

REFERENCES

- Andoyer H., 1926, *Mécanique céleste*, Gauthier-Villars, Paris, in French
- Beletskii V.V., 1972, Resonance rotation of celestial bodies and Cassini's Laws, *Celes. Mech.*, 6, 356-378
- Bois E. & Rambaux N., 2007, On the oscillations in Mercury's obliquity, *Icarus*, 192, 308-317
- Borderies N. & Longaretti P.Y., 1987, Description and behavior of streamlines in planetary rings, *Icarus*, 72, 593-603
- Borderies-Rappaport N. & Longaretti P.Y., 1994, Test particle motion around an oblate planet, *Icarus*, 107, 129-141
- Bouquillon S., Kinoshita H. & Souchay J., 2003, Extension of Cassini's laws, *Cel. Mech. Dyn. Astr.*, 86, 29-57
- Brouwer D., 1959, Solution of the problem of artificial satellite theory without drag, 64, 378-396
- Brouwer D. & Clemence G.M., 1960, *Methods of Celestial Mechanics*, Academic Press, New York
- Campbell J.K. & Anderson J.D., 1989, Gravity field of the Saturnian system from Pioneer and Voyager tracking data, *AJ*, 97, 1485-1495
- Cassini G.D., 1693, *Traité de l'origine et du progrès de l'astronomie*, Paris, in French
- Champenois S., 1998, *Dynamique de la résonance entre Mimas et Téthys, premier et troisième satellites de Saturne*, Ph.D Thesis, Observatoire de Paris, in French
- Champenois S. & Vienne A., 1999, The role of secondary resonances in the evolution of the Mimas-Tethys system, *Icarus*, 140, 106-121
- Colombo G., 1966, Cassini's Second and Third Laws, *AJ*, 71, 891-896
- Correia A.C.M., Laskar J. & Néron de Surgy O., 2003, Long-term evolution of the spin of Venus. I. Theory, *Icarus*, 163, 1-23
- Correia A.C.M. & Laskar J., 2003, Long-term evolution of the spin of Venus II. Numerical simulations, *Icarus*, 163, 24-45
- D'Hoedt S., Lemaître A & Rambaux N., 2006, Note on Mercury's rotation: the four equilibria of the Hamiltonian model, *Cel. Mech. Dyn. Astr.*, 96, 253-258

- Dahlquist G. & Björck Å., 2008, Numerical methods in scientific computing Volume I, Siam, Philadelphia
- Deprit A., 1967, Free rotation of a rigid body studied in the phase plane, American Journal of Physics, 35, 424-428
- Dermott S.F. & Murray C.D., 1981, The dynamics of tadpole and horseshoe orbits. II. The coorbital satellites of Saturn, Icarus, 48, 12-22
- Desmars J., Arlot S., Arlot J.-E., Lainey V. & Vienne A., 2009, Estimating the accuracy of satellite ephemerides using the bootstrap method, A&A, 429, 321-330
- Dobrovolskis A., 1993, The Laplace planes of Uranus and Pluto, Icarus, 105, 400-407
- Dollfus A., 1967, The Discovery of Janus, Saturn's tenth satellite, S&T, 34, 136
- Dufey J., Noyelles B., Rambaux N. & Lemaître A., 2009, Latitudinal librations of Mercury with a fluid core, Icarus, 203, 1-12
- Duriez L. & Vienne A., 1997, Theory of motion and ephemerides of Hyperion, A&A, 324, 366-380
- Fountain J.W. & Larson S.M., 1977, A new satellite of Saturn, Science, 197, 915-917
- Galassi M., Davies J., Theiler J., Gough B., Jungman G., Alken P., Booth M. & Rossi F., 2009, GNU Scientific Library Reference Manual - Third Edition (v1.12), Network Theory Ltd, Bristol
- Goldreich P. & Peale S.J., 1966, Spin-orbit coupling in the Solar System, AJ, 71, 425-438
- Greenberg R., 1981, Apsidal precession of orbits about an oblate planet, AJ, 86, 912-914
- Henrard J. & Murigande C., 1987, Colombo's top, Celest. Mech., 40, 345-366
- Henrard J. & Schwanen G., 2004, Rotation of synchronous satellites: Application to the Galilean satellites, Cel. Mech. Dyn. Astr., 89, 181-200
- Henrard J., 2005a, The rotation of Io, Icarus, 178, 144-153
- Henrard J., 2005b, The rotation of Europa, Cel. Mech. Dyn. Astr., 91, 131-149
- Henrard J., 2005c, Additions to the theory of the rotation of Europa, Cel. Mech. Dyn. Astr., 93, 101-112

- Hurford T.A., Bills B.G., Helfenstein P., Greenberg R., Hoppa G.V. & Hamilton D.P., 2009, Geological implications of a physical libration on Enceladus, *Icarus*, 203, 541-552
- Jacobson R.A., Spitale J., Porco C.C., Beurle K., Cooper N.J., Evans M.W. & Murray C.D., 2008, Revised orbits of Saturn's small inner satellites, *AJ*, 135, 261-263
- Lainey V., Duriez L. & Vienne A., 2006, Synthetic representation of the Galilean satellites' orbital motions from L1 ephemerides, *A&A*, 456, 783-788
- Larson S.M., Smith B.A., Fountain J.W. & Reitsema H.J., 1981, The 1966 observations of the coorbiting satellites of Saturn, S10 and S11, *Icarus*, 46, 175-180
- Laskar J., 1993, Frequency analysis of a dynamical system, *Cel. Mech. Dyn. Astr.*, 56, 191-196
- Laskar J., 2003, Frequency map analysis and quasiperiodic decomposition, in: Proceedings of Porquerolles School, arXiv:math/0305364
- Locatelli U. & Giorgili A., 2000, Invariant tori in the secular motions of the three-body planetary systems, *Cel. Mech. Dyn. Astr.*, 78, 47-74
- Longaretti P.Y. & Borderies N., 1991, Streamline formalism and ring orbit determination, *Icarus*, 94, 165-170
- Margot J.-L., Peale S.J., Jurgens R.F., Slade M.A. & Holin I.V., 2007, Large longitude libration of Mercury reveals a molten core, *Science*, 316, 710-714
- Murray C.D. & Dermott S.F., 1999, *Solar System Dynamics*, Cambridge University Press, Cambridge
- Nicholson P.D., Hamilton D.P., Matthews K. & Yoder C.F., 1992, New observations of Saturn's coorbital satellites, *Icarus*, 100, 464-484
- Noyelles B., Lemaître A. & Vienne A., 2008, Titan's rotation: A 3-dimensional theory, *A&A*, 478, 959-970
- Noyelles B., 2008, Titan's rotational state: The effects of a forced "free" resonant wobble, *Cel. Mech. Dyn. Astr.*, 101, 13-30
- Noyelles B., 2009, Expression of the third Cassini Law for Callisto, and theory of its rotation, *Icarus*, 202, 225-239
- Peale S.J., 1969, Generalized Cassini's laws, *AJ*, 74, 483-489

- Peale S.J., Yseboodt M. & Margot J.-L., 2007, Long-period forcing of Mercury’s libration in longitude, *Icarus*, 187, 365-373
- Peale S.J., Yseboodt M. & Margot J.-L., 2009, Resonant forcing of Mercury’s libration in longitude, *Icarus*, 199, 1-8
- Renner S. & Sicardy B., 2006, Use of the geometrical elements in numerical simulations, *Cel. Mech. Dyn. Astr.*, 94, 237-248
- Seidelmann P.K., Archinal B.A., A’hearn M.F., Conrad A., Consolmagno G.J., Hestroffer D., Hilton J.L., Krasinsky G.A., Neumann G., Oberst J., Stooke P., Tedesco E.F., Tholen D.J., Thomas P.C. & Williams I.P., 2007, Report of the IAU/IAG Working Group on cartographic coordinates and rotational elements: 2006, *Cel. Mech. Dyn. Astr.*, 98, 155-180
- Simonelli D.P., Thomas P.C., Carcich B.T. & Veverka J., 1993, The generation and use of numerical shape models for irregular Solar System objects, *Icarus*, 103, 49-61
- Sonneveld P., 1969, Errors in cubic spline interpolation, *Journal of Engineering Mathematics*, 3, 107-117
- Thomas P.C., 1993, Gravity, tides, and topography on small satellites and asteroids: Application to surface features of the martian satellites, *Icarus*, 105, 326-344
- Thomas P.C., Davies M.E., Colvin T.R., Oberst J., Schuster P., Neukum G., Carr M.H., McEwen A., Schubert G. & Belton M.J.S., 1998, The shape of Io from Galileo limb measurements, *Icarus*, 135, 175-180
- Tiscareno M.S., Nicholson P.D., Burns J.A., Hedman M.M. & Porco C.C., 2006, Unravelling temporal variability in Saturn’s spiral density waves: Results and predictions, *ApJ*, 651, L65-L68
- Tiscareno M.S., Thomas P.C. & Burns J.A., 2009, The rotation of Janus and Epimetheus, *Icarus*, 204, 254-261
- Tremaine S., Touma J. & Namouni F., 2009, Satellite dynamics on the Laplace Surface, *AJ*, 137, 3706-3717
- Vienne A. & Duriez L., 1995, TASS1.6: Ephemerides of the major Saturnian satellites, *A&A*, 297, 588-605
- Ward W.R., 1975, Tidal friction and generalized Cassini’s laws in the solar system, *AJ*, 80, 64-70

- Ward W.R. & Hamilton D.P., 2004, Tilting Saturn. I. Analytical model, *AJ*, 128, 2501-2509
- Yoder C.F., Colombo G., Synnott S.P. & Yoder K.A., 1983, Theory of motion of Saturn's coorbiting satellites, *Icarus*, 53, 431-443
- Yoder C.F., Synnott S.P. & Salo H., 1989, Orbits and masses of Saturn's co-orbiting satellites, Janus and Epimetheus, *AJ*, 98, 1875-1891
- Yseboodt M. & Margot J.-L., 2006, Evolution of Mercury's obliquity, *Icarus*, 181, 327-337