

The Simplest Dark-Matter Model, CDMS II Results, and Higgs Detection at LHC

Xiao-Gang He^{1,*} Tong Li^{2,†} Xue-Qian Li^{3,‡} Jusak Tandean^{1,§} and Ho-Chin Tsai^{1,¶}

¹*Department of Physics, Center for Theoretical Sciences, and LeCosPA Center,
National Taiwan University, Taipei 106, Taiwan*

²*Center for High Energy Physics, Peking University, Beijing 100871, China*

³*Department of Physics, Nankai University, Tianjin 300071, China*

(Dated: August 22, 2018)

Abstract

The direct-search experiment for dark matter performed by the CDMS II Collaboration has observed two candidate events. Although these events cannot be interpreted as significant evidence for the presence of weakly interacting massive particle (WIMP) dark matter (DM), the total CDMS II data have led to an improved upper-limit on the WIMP-nucleon spin-independent cross-section. We study some implications of these results for the simplest WIMP DM model, the SM+D, which extends the standard model (SM) by the addition of a real SM-singlet scalar field dubbed darkon to play the role of the DM. We find that, although the CDMS II data rule out a sizable portion of parameter space of the model, a large part of the parameter space is still allowed. We obtain strong correlations among the darkon mass, darkon-nucleon cross-section, mass of the Higgs boson, and branching ratio of its invisible decay. We point out that measurements of the Higgs invisible branching-ratio at the LHC can lift some possible ambiguities in determining the darkon mass from direct DM searches.

*Electronic address: hexg@phys.ntu.edu.tw

†Electronic address: allongde@mail.nankai.edu.cn

‡Electronic address: lixq@nankai.edu.cn

§Electronic address: jtandean@yahoo.com

¶Electronic address: hctsai@phys.ntu.edu.tw

I. INTRODUCTION

It is now well established that 23% of the energy density of the Universe is provided by dark matter [1]. Although the evidence for dark matter (DM) has existed for many decades, the identity of its basic constituents has so far remained elusive. One of the popular candidates for DM is the weakly interacting massive particle (WIMP). Indirect DM searches have turned up interesting results which may be interpreted as evidence for WIMPs [2], but it is very difficult to establish firmly the connection to DM due to the indirect nature of the observed events. Direct detection on the Earth is therefore crucial to determine the properties of DM.

A variety of experiments have been and are being carried out to detect DM directly by looking for the recoil energy of nuclei caused by the elastic scattering of a WIMP off a nucleon. Stringent bounds on the WIMP-nucleon elastic cross-section have been obtained from the null results of such searches [3, 4]. The DAMA Collaboration has reported the observation of DM annual modulation signature [5], but no other experimental confirmation is yet available. Very recently the CDMS Collaboration has completed their analysis of the final data runs of the CDMS II experiment and reported two candidate events [6]. Although these events cannot be interpreted as significant evidence for WIMPs interacting with nucleons, the new data combined with previous CDMS II results have led to the most stringent upper-limit to date on the WIMP-nucleon spin-independent cross-section for WIMP masses larger than 40 GeV or so. For instance, the WIMP-nucleon cross-section for a WIMP of mass 70 GeV is constrained to be smaller than $3.8 \times 10^{-44} \text{ cm}^2$ at 90% confidence level [6]. This result further restricts the parameter space of a given WIMP model [7].

To explain the existence of WIMP DM, the SM must be extended. The simplest model which has a WIMP candidate is the SM+D, which extends the SM by the addition of a real SM-singlet scalar field D , called darkon, to play the role of the DM. This model was first considered by Silveira and Zee [8]. A closely related model, with one or more SM-singlet complex scalars, was proposed by McDonald several years afterwards [9]. The darkon model was further explored later by other groups [10–16]. In this work, we explore some implications of the new CDMS II results for the SM+D and also study how measurements of the Higgs boson at the LHC can help reveal the darkon properties. We show that this darkon model can provide a consistent interpretation of the CDMS II results, with much of its parameter space not excluded by the data. One important feature of the model is that it has a small number of parameters. As we elaborate later, this gives rise to strong correlations between the darkon mass, the darkon-nucleon cross-section, the mass of the Higgs boson, and the branching ratio of its invisible decay. The LHC, soon to be operating in full capacity, can thus offer complementary information about the properties of the darkon.

II. BRIEF DESCRIPTION OF SM+D AND ITS RELIC DENSITY

Before discussing our main results, we summarize some of the salient features of the SM+D. Being a WIMP DM candidate, the darkon D has to be stable, which can be realized by assuming

D to be a SM singlet and introducing a discrete Z_2 symmetry into the model. Under the Z_2 transformation, $D \rightarrow -D$ and all SM fields remain unchanged. Requiring that the darkon interactions be renormalizable implies that D can interact with the SM fields only through its coupling to the Higgs-doublet field H . It follows that the general form of the darkon Lagrangian, besides the kinetic part $\frac{1}{2}\partial^\mu D \partial_\mu D$ and the SM terms, can be written as [8–10]

$$\mathcal{L}_D = -\frac{\lambda_D}{4} D^4 - \frac{m_0^2}{2} D^2 - \lambda D^2 H^\dagger H, \quad (1)$$

where λ_D , m_0 , and λ are free parameters. The parameters in the potential should be chosen such that D does not develop a vacuum expectation value (vev) and the Z_2 symmetry is not broken, which will ensure that the darkon does not mix with the Higgs field, avoiding possible fast decays into other SM particles.

The Lagrangian in Eq. (1) can be rewritten to describe the interaction of the physical Higgs boson h with the darkon as

$$\mathcal{L}_D = -\frac{\lambda_D}{4} D^4 - \frac{(m_0^2 + \lambda v^2)}{2} D^2 - \frac{\lambda}{2} D^2 h^2 - \lambda v D^2 h, \quad (2)$$

where $v = 246 \text{ GeV}$ is the vev of H , the second term contains the darkon mass $m_D = (m_0^2 + \lambda v^2)^{1/2}$, and the last term, $-\lambda v D^2 h$, plays an important role in determining the relic density of the darkon. It is clear that this model has a small number of unknown parameters: the Higgs and darkon masses m_h and m_D , respectively, the Higgs-darkon coupling λ , and the darkon self-interaction coupling λ_D . In our analysis, λ_D will not be involved.

At leading order, for $m_D < m_h$ the relic density results from the annihilation of a darkon pair into SM particles through Higgs exchange [8–10], namely $DD \rightarrow h^* \rightarrow X$, where X indicates SM particles. Since the darkon is cold DM, its speed is nonrelativistic, and so a darkon pair has an invariant mass $\sqrt{s} \simeq 2m_D$. With the SM+D Lagrangian determined, the h -mediated annihilation cross-section of a darkon pair into SM particles is then given by [10]

$$\sigma_{\text{ann}} v_{\text{rel}} = \frac{8\lambda^2 v^2}{(4m_D^2 - m_h^2)^2 + \Gamma_h^2 m_h^2} \frac{\sum_i \Gamma(\tilde{h} \rightarrow X_i)}{2m_D}, \quad (3)$$

where $v_{\text{rel}} = 2|\mathbf{p}_D^{\text{cm}}|/m_D$ is the relative speed of the DD pair in their center-of-mass (cm) frame, \tilde{h} is a virtual Higgs boson having the same couplings to other states as the physical h of mass m_h , but with an invariant mass $\sqrt{s} = 2m_D$, and $\tilde{h} \rightarrow X_i$ is any possible decay mode of \tilde{h} . To obtain $\sum_i \Gamma(\tilde{h} \rightarrow X_i)$, one computes the h width and then sets m_h equal to $2m_D$. For $m_D \geq m_h$, darkon annihilation into a pair of Higgs bosons, $DD \rightarrow hh$, also contributes to σ_{ann} , through s -, t -, and u -channel diagrams. This would become one of the dominant contributions to σ_{ann} , along with $DD \rightarrow h^* \rightarrow W^+W^-, ZZ$, if $m_D \gg m_{W,Z,h}$ [9, 10].

For a given interaction of the WIMP with SM particles, its annihilation rate into the latter and its relic density Ω_D can be calculated and are related to each other by the thermal dynamics of the Universe within the standard big-bang cosmology [17]. To a good approximation,

$$\Omega_D h^2 \simeq \frac{1.07 \times 10^9 x_f}{\sqrt{g_*} m_{\text{Pl}} \langle \sigma_{\text{ann}} v_{\text{rel}} \rangle \text{ GeV}}, \quad x_f \simeq \ln \frac{0.038 m_{\text{Pl}} m_D \langle \sigma_{\text{ann}} v_{\text{rel}} \rangle}{\sqrt{g_*} x_f}, \quad (4)$$

where h is the Hubble constant in units of $100 \text{ km}/(\text{s}\cdot\text{Mpc})$,¹ $m_{\text{Pl}} = 1.22 \times 10^{19} \text{ GeV}$ is the Planck mass, $x_f = m_D/T_f$ with T_f being the freezing temperature, g_* is the number of relativistic degrees of freedom with masses less than T_f , and $\langle \sigma_{\text{ann}} v_{\text{rel}} \rangle$ is the thermally averaged product of the annihilation cross-section of a pair of WIMPs into SM particles and the relative speed of the WIMP pair in their cm frame.

The current Particle Data Group value for the DM density is $\Omega_D h^2 = 0.113 \pm 0.003$ [1]. The very recent seven-year data from WMAP, combined with other data, have led to the updated value $\Omega_D h^2 = 0.1123 \pm 0.0035$ [18]. Using this new number and Eq. (4), one can restrict the ranges of x_f and $\langle \sigma_{\text{ann}} v_{\text{rel}} \rangle$ as functions of WIMP mass m_D without knowing the explicit form of the SM-WIMP interaction [16].

A large range of the darkon mass values, from as low as hundreds of MeV to as high as several TeV, has been considered in the literature [8–16]. As far as direct detection of the darkon is concerned, searches that are ongoing or to be carried out in the near future are not expected to be sensitive to m_D values less than a few GeV [3–6, 19–21]. Moreover, for a relatively light Higgs boson, with $100 \text{ GeV} \lesssim m_h \lesssim 200 \text{ GeV}$, earlier studies suggest that near-future searches may also have limited sensitivity to darkon masses greater than 100 GeV [15, 16]. For these reasons, in our numerical work in the next section we concentrate on the range $5 \text{ GeV} \leq m_D \leq 100 \text{ GeV}$.

III. RESULTS AND DISCUSSION

In the SM+D, one can draw a correlation among its parameters λ , m_D , and m_h from the range of $\langle \sigma_{\text{ann}} v_{\text{rel}} \rangle$ values allowed by the $\Omega_D h^2$ constraint. In this study, we adopt the $\langle \sigma_{\text{ann}} v_{\text{rel}} \rangle$ range as a function of m_D obtained using the 90%-C.L. range $0.1065 \leq \Omega_D h^2 \leq 0.1181$ derived from the new WMAP7 result quoted above [18]. To show the above-mentioned correlation, we plot in Fig. 1 the allowed ranges of λ corresponding to $5 \text{ GeV} \leq m_D \leq 100 \text{ GeV}$ for some specific values of the Higgs mass, which we choose to be $m_h = 120, 170, \text{ and } 200 \text{ GeV}$ for illustration.

One can make a few observations based on this figure. First, it is clear that, although only a restricted range of the DM relic density is allowed, it can be easily reproduced in this model. Second, each of the dips of the curves corresponds to the minimum of the denominator in Eq. (3) at $m_h = 2m_D$. Thus around this resonant point the interaction rate can be large even when λ is small. Third, λ is not very small for the lower values of m_D , and this will result in sizable branching ratios of the Higgs invisible decay mode, as we will discuss further later. Lastly, if in the near future it is the Higgs mass that is measured first (at the LHC) rather than the darkon mass, one will have just one band to evaluate in order to probe the darkon properties.

We remark here that, although the λ values in Fig. 1 tend to become small as m_D approaches 100 GeV, they can get large again, approximately linearly with m_D , if m_D is sufficiently large. This follows from the facts that $\langle \sigma_{\text{ann}} v_{\text{rel}} \rangle$ is roughly constant for the m_D range of interest and that $\sigma_{\text{ann}} v_{\text{rel}} \simeq \lambda^2 / (4\pi m_D^2)$ for $m_D \gg m_{W,Z,h}$ [9, 10, 16]

¹ It is obvious that this constant is not to be confused with the physical Higgs field, also denoted by h .

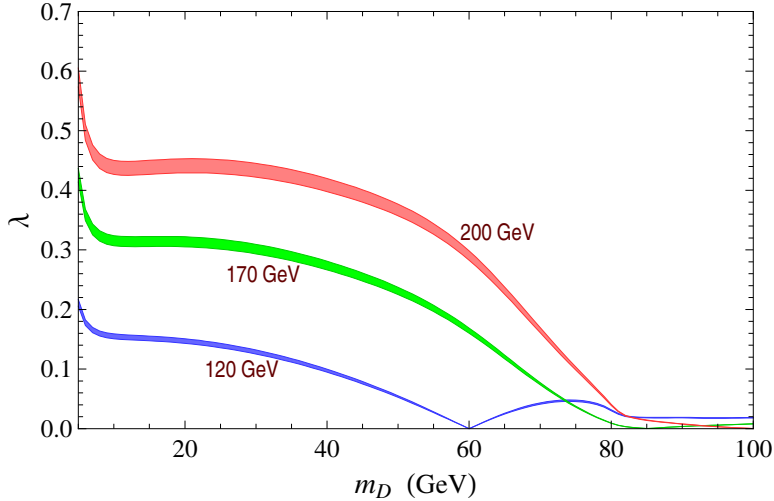


FIG. 1: Darkon-Higgs coupling λ as a function of the darkon mass m_D for Higgs mass values $m_h = 120, 170, 200$ GeV. The band widths in all figures result from the relic-density range which we have taken, $0.1065 \leq \Omega_D h^2 \leq 0.1181$.

A complementary insight can be gained about the correlation between λ , m_D , and m_h from Fig. 2, which displays the allowed ranges of λ corresponding to $100 \text{ GeV} \leq m_h \leq 300 \text{ GeV}$ for specific values of the darkon mass, which we take to be $m_D = 60, 70$, and 100 GeV for illustration. Thus, if it is the darkon mass instead that is fixed first from a direct-search experiment in the near future, one also needs to focus on only one band to study the allowed ranges of the Higgs mass and the coupling λ . We note again the resonant dips at $m_h = 2m_D$.

Now, the direct detection of a WIMP on the Earth is through the recoil of nuclei when the WIMP hits a nucleon target. Consequently, to make sure that the SM+D is consistent with

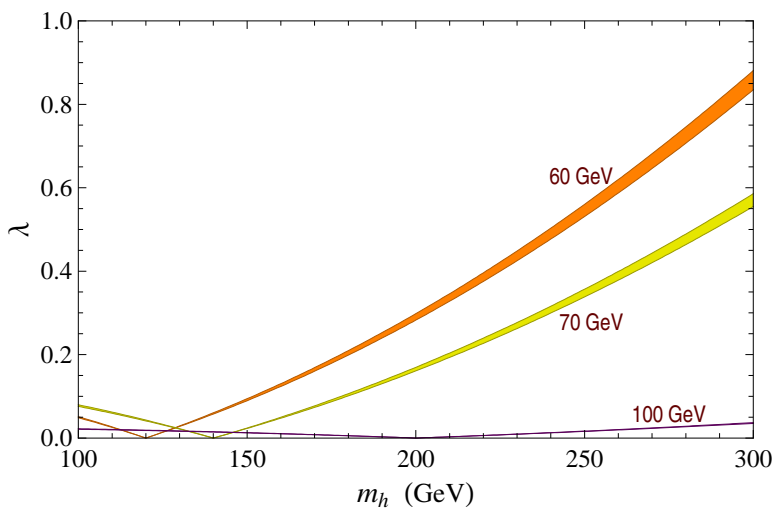


FIG. 2: Darkon-Higgs coupling λ as a function of the Higgs mass m_h for darkon mass values $m_D = 60, 70, 100$ GeV.

the CDMSII data, we need to check if the new bound on the darkon-nucleon cross-section is satisfied. In the SM+D, this interaction occurs via the exchange of a Higgs boson between the darkon and the nucleon N in the t -channel process $DN \rightarrow DN$, which is in contrast to the s -channel process of darkon annihilation in the $m_D < m_h$ case.

To evaluate $DN \rightarrow DN$ requires knowing not only the darkon-Higgs coupling λ , but also the Higgs-nucleon coupling g_{NNh} , which parametrizes the Higgs-nucleon interaction described by $\mathcal{L}_{NNh} = -g_{NNh} \bar{N} N h$. From this Lagrangian and \mathcal{L}_D in Eq. (2), one can derive for $|t| \ll m_h^2$ the darkon-nucleon elastic cross-section [8–10, 14, 16]

$$\sigma_{\text{el}} \simeq \frac{\lambda^2 g_{NNh}^2 v^2 m_N^2}{\pi (m_D + m_N)^2 m_h^4}. \quad (5)$$

In this approximation, $(p_D + p_N)^2 \simeq (m_D + m_N)^2$ has been used.

To compare with data, one then needs the value of g_{NNh} , which is related to the underlying Higgs-quark interaction described by $\mathcal{L}_{qqh} = -\sum_q m_q \bar{q} q h/v$, where the sum runs over the six quark flavors, $q = u, d, s, c, b, t$. Since the energy transferred in the darkon-nucleon scattering is very small, of order a few tens of keV, one can employ a chiral-Lagrangian approach to estimate g_{NNh} . This has been done previously in the literature [22, 23]. More recently, we have also adopted this approach to estimate this coupling and obtained [16]

$$g_{NNh} \simeq 1.71 \times 10^{-3}, \quad (6)$$

which is comparable to the values found in the literature [10, 23]. We will use this number in our numerical calculation.

With λ being subject to the relic-density constraint and g_{NNh} known, we can compute the darkon-nucleon elastic cross-section σ_{el} as a function of darkon mass for a fixed Higgs mass or as a function of the Higgs mass for a fixed darkon mass. A priori, the predicted σ_{el} is not guaranteed to be compatible with the limits from DM direct-search experiments. Therefore, we have to check whether the SM+D prediction satisfies the new limit from CDMSII.

We show our results for σ_{el} in Figs. 3 and 4, where the choices of Higgs and darkon masses are the same as those in Figs. 1 and 2, respectively. In Fig. 3, we also plot the 90%-C.L. upper-limit curve given in the new CDMSII report [6], as well as the corresponding limit set by the XENON10 experiment [3]. For $m_D < 10$ GeV, there are additional constraints on the cross-section from the CRESST-I [19] and TEXONO [20] experiments, but their limits are of order 10^{-39} cm² or higher, exceeding the predictions. In Fig. 4, to avoid cluttering the graph, we have not displayed the experimental limits, as they depend on m_D and could be easily estimated from Fig. 3. We can see from Fig. 3 that there are significant regions in the SM+D parameter space that are consistent with the CDMSII results, although a sizable portion of it is not allowed by the current data. More specifically, for $m_D \lesssim 7$ GeV the model is viable, to about $m_D \sim 2$ GeV below which it is stringently constrained by the measured bounds on B -meson decays into a $K^{(*)}$ -meson plus missing energy [12], whereas for higher m_D values the ranges that are allowed or ruled out depend on the Higgs mass. For the $m_h = 120, 170,$ and 200 GeV examples in the figure, m_D values from 8 GeV to about 53, 68, and 73 GeV, respectively, are experimentally excluded.

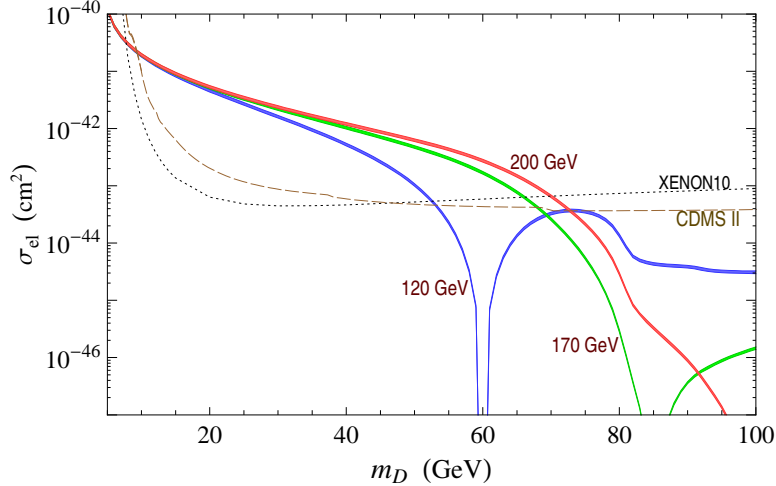


FIG. 3: Darkon-nucleon elastic cross-section σ_{el} as a function of the darkon mass m_D for Higgs mass values $m_h = 120, 170, 200$ GeV, compared to 90%-C.L. upper limits from CDMS II (dashed curve) and XENON10 (dotted curve).

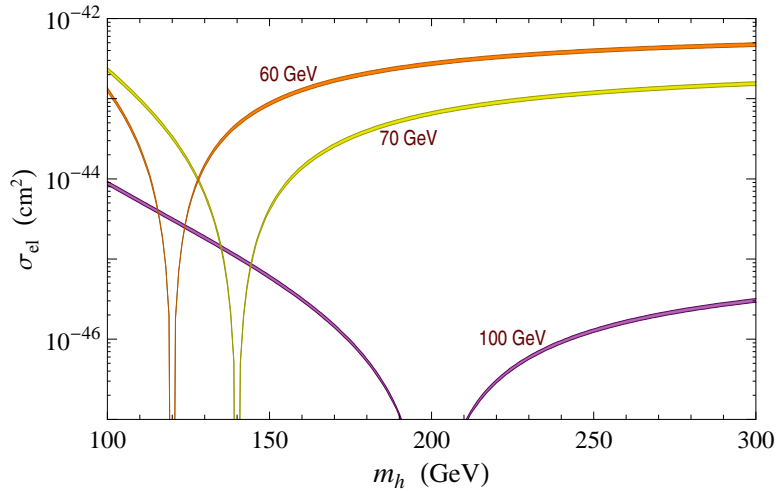


FIG. 4: Darkon-nucleon elastic cross-section σ_{el} as a function of the Higgs mass m_h for darkon mass values $m_D = 60, 70, 100$ GeV.

Before proceeding, it is worth remarking that σ_{el} for fixed m_h would approach a constant value if $m_D \gg m_{W,Z,h}$. This is because in this large- m_D limit the ratio λ^2/m_D^2 is approximately constant, as mentioned above, and σ_{el} in Eq. (5) is proportional to the same ratio, λ^2/m_D^2 . From Eq. (5), one can also see that the asymptotic value of σ_{el} decreases as m_h increases.

We now discuss a number of features worth pointing out. If $m_h = 2m_D$, the relic density is determined at the resonant point, and so a small λ value can yield the correct relic density. From Eq. (5), it is evident that the darkon-nucleon cross-section becomes small if λ is small. It follows that direct detection of the darkon is not possible in the vicinity of the resonant point. In contrast, as one can see from Fig. 3, away from resonant point the cross-section can be large enough to be measurable. However, for given cross-section values, there may be two solutions

for m_D with m_h fixed, and sometimes there can be more than two solutions. For example, taking $m_h = 120 \text{ GeV}$ and the cross-section values from the new upper-limit from CDMS II, we find that the darkon mass can be about 53 GeV or 74 GeV . There can be more ambiguities in other cases. For example, with $m_h = 120 \text{ GeV}$ again, if a cross-section of order $2 \times 10^{-44} \text{ cm}^2$ is measured, the value of m_D can be 55 , 67 , or 79 GeV . Hence, even if the LHC can obtain the Higgs mass, the darkon mass may be determined only up to some discrete ambiguities.

Without a direct measurement of the darkon mass, one may be able to resolve some of these discrete ambiguities if the branching ratio of the Higgs decaying into invisible channels can be measured. This would certainly work in the case of a twofold ambiguity. Since the darkon is stable, the darkon pairs produced in the decay mode $h \rightarrow DD$ will be invisible. If m_h is larger than $2m_D$, this new channel becomes open, which increases the Higgs invisible branching-ratio. On the other hand, if m_h is smaller than $2m_D$, the Higgs invisible branching-ratio is just that in the SM and not affected by the introduction of the darkon.

An alternative situation arises if the darkon mass is found first from a direct-search experiment. In this case, after measuring the darkon-nucleon cross-section, one may also encounter some discrete ambiguities in establishing the Higgs mass, as illustrated in Fig. 4. For instance, assuming that $m_D = 70 \text{ GeV}$ and the cross-section is $3.8 \times 10^{-44} \text{ cm}^2$, just like the CDMS II upper-limit, one finds from this figure the Higgs mass to be $m_h \simeq 119 \text{ GeV}$ or 178 GeV . To resolve the ambiguity, one would have to determine the Higgs mass at a collider. From all these considerations, it is clear that LHC measurements of the Higgs mass and invisible decay modes will yield crucial complementary information about the SM+D.

Finally, we turn to the effect of the darkon on the branching ratio of the Higgs invisible decay, in relation to probing the darkon properties. In fact, since the darkon interacts primarily with the Higgs boson, its greatest impact is on the Higgs sector. The existence of the darkon can give rise to enhancement of the Higgs width via the additional process $h \rightarrow DD$ if $m_h > 2m_D$. We have calculated the branching ratio of this invisible mode. The results are depicted in Fig. 5, where the mass choices are the same as those in Fig. 1. We observe that $h \rightarrow DD$ can have a significant branching ratio. This enhancement turns out to be advantageous. For example, suppose that m_h is determined at the LHC to be 120 GeV and a DM measurement consistent with the CDMS II upper-limit is obtained. Then, as illustrated earlier, there are two solutions for the darkon mass, $m_D = 53 \text{ GeV}$ and 74 GeV . The invisible decay mode at $m_D = 53 \text{ GeV}$ is seen to dominate the Higgs decays, with a branching ratio of order 80% , whereas the invisible decay mode at $m_D = 74 \text{ GeV}$ is just that in the SM. For a Higgs boson with a large invisible branching fraction ($> 60\%$) and a mass within the range $120 \text{ GeV} \lesssim m_h \lesssim 300 \text{ GeV}$, direct Higgs searches at CMS through the usual SM modes may be unfeasible with 30 fb^{-1} of integrated luminosity [14]. However, with the same luminosity such a Higgs boson can be observed at ATLAS [10, 13, 14, 24]. Once the Higgs mass and invisible width are known from the LHC with sufficient precision, one also knows to which mass region the darkon belongs, whether $2m_D < m_h$ or $2m_D > m_h$. Direct DM search experiments can then focus on that particular range of m_D for verification and providing further information on the darkon. If $2m_D < m_h$ and the Higgs invisible width is enlarged, it may also be possible to infer the darkon mass from such plots as in Fig. 5 and, in turn, the darkon-Higgs coupling λ as well from a graph like Fig. 1.

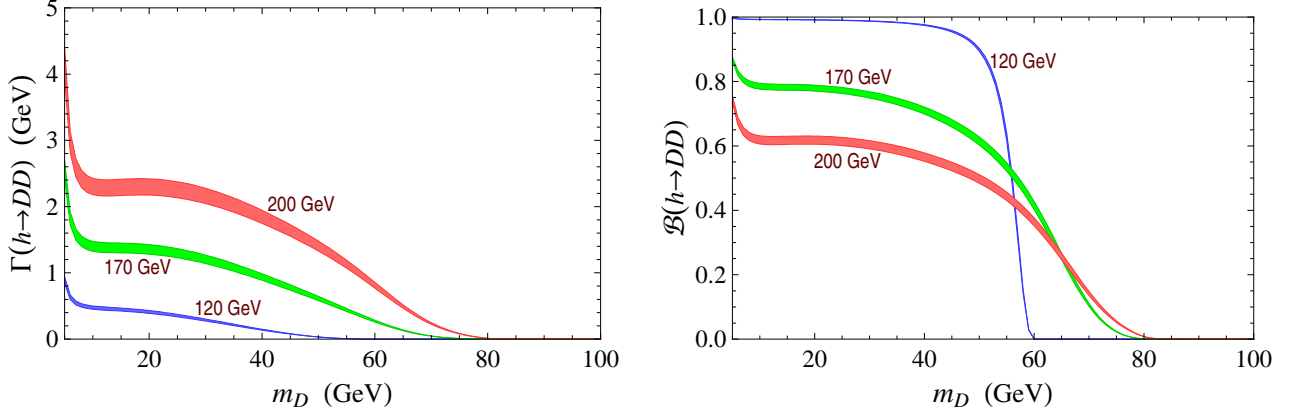


FIG. 5: Partial width and branching ratio of the invisible decay $h \rightarrow DD$ as functions of the darkon mass m_D for Higgs mass values $m_h = 120, 170, 200$ GeV.

In conclusion, we have studied some implications of the new results from the CDMSII experiment for the simplest WIMP DM model, the standard model plus darkon. We have found that the SM+D can offer a consistent interpretation of the CDMSII results, with much of its parameter space still allowed by the data. Since the model has a small number of parameters, there are strong correlations among the darkon mass, darkon-nucleon cross-section, mass of the Higgs boson, and branching ratio of its invisible decay. Therefore, the interplay between direct searches for dark matter and the LHC study of the Higgs boson can yield crucial information about the darkon properties.

Acknowledgments

This work was partially supported by NSC, NCTS, and NNSF.

-
- [1] C. Amsler *et al.* [Particle Data Group], Phys. Lett. B **667**, 1 (2008).
 - [2] For recent reviews, see W. de Boer, AIP Conf. Proc. **1078** (2009) 108 [arXiv:0810.1472 [astro-ph]]; arXiv:0910.2601 [astro-ph.CO]; X.G. He, Mod. Phys. Lett. **A24**, 2139 (2009) [arXiv:0908.2908 [hep-ph]].
 - [3] J. Angle *et al.* [XENON Collaboration], Phys. Rev. Lett. **100**, 021303 (2008) [arXiv:0706.0039 [astro-ph]].
 - [4] Z. Ahmed *et al.* [CDMS Collaboration], Phys. Rev. Lett. **102**, 011301 (2009) [arXiv:0802.3530 [astro-ph]].
 - [5] R. Bernabei *et al.* [DAMA Collaboration], Eur. Phys. J. C **56**, 333 (2008) [arXiv:0804.2741 [astro-ph]].
 - [6] Z. Ahmed *et al.* [CDMS-II Collaboration], arXiv:0912.3592 [astro-ph.CO].
 - [7] M. Kadastik, K. Kannike, A. Racioppi, and M. Raidal, arXiv:0912.2729 [hep-ph]; arXiv:0912.3797 [hep-ph]; N. Bernal and A. Goudelis, JCAP **1003**, 007 (2010) [arXiv:0912.3905 [hep-ph]]; A. Bottino, F. Donato, N. Fornengo, and S. Scopel, arXiv:0912.4025 [hep-ph]; D. Feldman, Z. Liu, and P. Nath, arXiv:0912.4217 [hep-ph]; M. Ibe and T. T. Yanagida, Phys. Rev. D **81**, 035017

- (2010) [arXiv:0912.4221 [hep-ph]]; J. Kopp, T. Schwetz, and J. Zupan, JCAP **1002**, 014 (2010) [arXiv:0912.4264 [hep-ph]]; R. Allahverdi, B. Dutta, and Y. Santoso, Phys. Lett. B **687**, 225 (2010) [arXiv:0912.4329 [hep-ph]]; M. Endo, S. Shirai, and K. Yonekura, JHEP **1003**, 052 (2010) [arXiv:0912.4484 [hep-ph]]; Q.H. Cao, I. Low, and G. Shaughnessy, arXiv:0912.4510 [hep-ph]; Q.H. Cao, C.R. Chen, C.S. Li, and H. Zhang, arXiv:0912.4511 [hep-ph].
- [8] V. Silveira and A. Zee, Phys. Lett. B **161**, 136 (1985).
- [9] J. McDonald, Phys. Rev. D **50**, 3637 (1994) [arXiv:hep-ph/0702143].
- [10] C.P. Burgess, M. Pospelov, and T. ter Veldhuis, Nucl. Phys. B **619**, 709 (2001) [arXiv:hep-ph/0011335].
- [11] M.C. Bento, O. Bertolami, R. Rosenfeld, and L. Teodoro, Phys. Rev. D **62**, 041302 (2000) [arXiv:astro-ph/0003350]; M.C. Bento, O. Bertolami, and R. Rosenfeld, Phys. Lett. B **518**, 276 (2001) [arXiv:hep-ph/0103340]; D.E. Holz and A. Zee, Phys. Lett. B **517**, 239 (2001) [arXiv:hep-ph/0105284]; J. McDonald, Phys. Rev. Lett. **88**, 091304 (2002) [arXiv:hep-ph/0106249]; G. Cynolter, E. Lendvai, and G. Pocsik, Acta Phys. Polon. B **36**, 827 (2005) [arXiv:hep-ph/0410102]; S.h. Zhu, arXiv:hep-ph/0601224; S. Andreas, T. Hambye, and M.H.G. Tytgat, JCAP **0810**, 034 (2008) [arXiv:0808.0255 [hep-ph]]; W.L. Guo, L.M. Wang, Y.L. Wu, Y.F. Zhou, and C. Zhuang, Phys. Rev. D **79**, 055015 (2009) [arXiv:0811.2556 [hep-ph]]; S.M. Carroll, S. Mantry, and M.J. Ramsey-Musolf, Phys. Rev. D **81**, 063507 (2010) [arXiv:0902.4461 [hep-ph]]; T.E. Clark, B. Liu, S.T. Love, and T. ter Veldhuis, Phys. Rev. D **80**, 075019 (2009) [arXiv:0906.5595 [hep-ph]]; R.N. Lerner and J. McDonald, Phys. Rev. D **80**, 123507 (2009) [arXiv:0909.0520 [hep-ph]]; G.K. Yeghiyan, Phys. Rev. D **80**, 115019 (2009) [arXiv:0909.4919 [hep-ph]]; arXiv:0910.2071 [hep-ph]; M. Gonderinger, Y. Li, H. Patel, and M.J. Ramsey-Musolf, JHEP **1001**, 053 (2010) [arXiv:0910.3167 [hep-ph]]; C.S. Kim, S.C. Park, K. Wang, and G. Zhu, Phys. Rev. D **81**, 054004 (2010) [arXiv:0910.4291 [hep-ph]]; S. Mantry, arXiv:0911.4508 [hep-ph].
- [12] C. Bird, P. Jackson, R. Kowalewski, and M. Pospelov, Phys. Rev. Lett. **93**, 201803 (2004) [arXiv:hep-ph/0401195]; C. Bird, R. Kowalewski, and M. Pospelov, Mod. Phys. Lett. A **21**, 457 (2006) [arXiv:hep-ph/0601090].
- [13] X.G. He, T. Li, X.Q. Li, and H.C. Tsai, Mod. Phys. Lett. A **22**, 2121 (2007) [arXiv:hep-ph/0701156].
- [14] V. Barger, P. Langacker, M. McCaskey, M.J. Ramsey-Musolf, and G. Shaughnessy, Phys. Rev. D **77**, 035005 (2008) [arXiv:0706.4311 [hep-ph]].
- [15] H. Davoudiasl, R. Kitano, T. Li, and H. Murayama, Phys. Lett. B **609**, 117 (2005) [arXiv:hep-ph/0405097]; C.E. Yaguna, JCAP **0903**, 003 (2009) [arXiv:0810.4267 [hep-ph]].
- [16] X.G. He, T. Li, X.Q. Li, J. Tandean, and H.C. Tsai, Phys. Rev. D **79**, 023521 (2009) [arXiv:0811.0658 [hep-ph]].
- [17] E.W. Kolb and M. Turner, *The Early Universe* (Westview Press, Boulder, 1990).
- [18] E. Komatsu *et al.*, arXiv:1001.4538 [astro-ph.CO].
- [19] G. Angloher *et al.*, Astropart. Phys. **18** (2002) 43.
- [20] S.T. Lin *et al.* [TEXONO Collaboration], Phys. Rev. D **79**, 061101 (2009) [arXiv:0712.1645 [hep-ex]].
- [21] I.G. Irastorza, arXiv:0911.2855 [astro-ph.CO].
- [22] M.A. Shifman, A.I. Vainshtein, and V.I. Zakharov, Phys. Lett. B **78**, 443 (1978).
- [23] T.P. Cheng, Phys. Rev. D **38**, 2869 (1988); H.Y. Cheng, Phys. Lett. B **219**, 347 (1989).
- [24] H. Davoudiasl, T. Han, and H.E. Logan, Phys. Rev. D **71**, 115007 (2005) [arXiv:hep-ph/0412269].