

# A New Method to Search for $CP$ violation in the Neutrino Sector

J.M. Conrad<sup>1</sup> and M.H. Shaevitz<sup>2</sup>  
<sup>1</sup> *Massachusetts Institute of Technology and*  
<sup>2</sup> *Columbia University*

New low-cost, high-power proton cyclotrons open the opportunity for a novel precision search for  $CP$  violation in the neutrino sector. The accelerators can produce decay-at-rest neutrino beams located at multiple distances from a Gd-doped ultra-large water Cerenkov detector in order to search for  $CP$  violation in  $\bar{\nu}_\mu \rightarrow \bar{\nu}_e$  at short baseline. This new type of search complements presently proposed experiments, providing measurements that could lead to a substantially better exploration of  $CP$  violation in the neutrino sector.

PACS numbers: 14.60.Pq, 14.60.St

## I. INTRODUCTION

With the discovery of neutrino oscillations, particle physicists have been inspired to develop theories that explain very light neutrino masses. The most popular models invokes GUT-scale Majorana partners which can decay, producing a matter-antimatter asymmetry in the early universe through the mechanism of  $CP$  violation. Observation of  $CP$  violation in the light neutrino sector would be a strong hint that this theory is correct.

To incorporate  $CP$  violation, the light-neutrino mixing matrix is expanded to include a  $CP$  violating phase,  $\delta_{CP}$ . Sensitivity to  $\delta_{CP}$  comes through muon-to-electron flavor oscillations at the atmospheric mass-squared difference,  $\Delta m_{31}^2$ . The oscillation probability, neglecting matter effects, is given by [1]:

$$\begin{aligned}
 P = & \sin^2 \theta_{23} \sin^2 2\theta_{13} \sin^2 \Delta_{13} \\
 & \mp \sin \delta_{cp} \sin 2\theta_{13} \sin 2\theta_{23} \sin 2\theta_{12} \\
 & \quad \times \sin^2 \Delta_{13} \sin \Delta_{12} \\
 & + \cos \delta_{cp} \sin 2\theta_{13} \sin 2\theta_{23} \sin 2\theta_{12} \\
 & \quad \times \sin \Delta_{13} \cos \Delta_{13} \sin \Delta_{12} \\
 & + \cos^2 \theta_{23} \sin^2 2\theta_{12} \sin^2 \Delta_{12}, \quad (1)
 \end{aligned}$$

where  $\Delta_{ij} = \Delta m_{ij}^2 L / 4E\nu$ , and  $-(+)$  refers to neutrinos (antineutrinos).

In Eq. 1, aside from  $\delta_{CP}$ , all but two of the parameters ( $\theta_{13}$  and the sign of  $\Delta m_{31}^2$ ) are well known. Further precision on these known parameters is expected in the near future (see Table I). With respect to  $\theta_{13}$ , global fits report a non-zero value at the  $\sim 1\sigma$  level [2, 3]. This parameter drives the amplitude for the  $CP$  violating terms in Eq. 1 and therefore sets the level of technical difficulty for observing  $CP$  violation. The unknown sign of  $\Delta m_{31}^2$ , referred to as “the mass hierarchy,” affects the sign of term 3 in Eq. 1. Matter effects modify Eq. 1 and are sensitive to the mass hierarchy.

We propose a new method to search for  $CP$  violation by comparing absolute neutrino rates in a single detector that is illuminated by neutrino beam sources at multiple distances. This method explores the  $\delta_{CP}$  dependence inherent in Eq. 1 in a different way and with comparable precision than the planned long-baseline program.

The neutrino sources would be based on commercially-developed, small (2.5 m diameter), high-power proton cyclotron accelerators that are under development [7]. A 250 MeV, 1 mA cyclotron is under construction at MIT and a GeV-energy, megawatt-class cyclotron is presently under design. When in production, because of new, inexpensive superconducting technology, these machines are expected to cost 5% of a conventional proton accelerator ( $< \$20M$ ). These machines will demonstrate the beam physics and engineering needed for this experiment.

This experiment requires accelerators that target 2 GeV protons at 2.5 mA during a 100  $\mu s$  pulse every 500  $\mu s$ , delivering  $9.4 \times 10^{22}$  protons per year to a beam stop. The result is a high-intensity, isotropic, decay-at-rest (DAR) neutrino beam arising from the stopped pion decay chain:  $\pi^+ \rightarrow \nu_\mu + \mu^+$  followed by  $\mu^+ \rightarrow e^+ \bar{\nu}_\mu \nu_e$ . The flux, shown in Fig. 1, has an endpoint of 52.8 MeV. Each cyclotron produces  $4 \times 10^{22}$ /flavor/year of  $\nu_e$ ,  $\nu_\mu$  and  $\bar{\nu}_\mu$ . The  $\bar{\nu}_e$  fraction in the beam is very low ( $\sim 10^{-4}$ ) because most  $\pi^-$  are captured before decay.

This experiment utilizes an ultra-large water Cerenkov detector such as Hyper-K [8], MEMPHYS [9], or the detector proposed for the Deep Underground Science and Engineering Laboratory (DUSEL) [10]. We use a 300 kton DUSEL detector as our model. Water provides a target of free protons for the inverse beta decay (IBD) interaction:  $\bar{\nu}_e + p \rightarrow n + e^+$ .

IBD interactions are identified via a coincidence signal. The first signal is from the Cerenkov ring produced by the positron. The second signal is from capture of the neutron. The signal from neutron capture on protons, which produces only a single 2.2 MeV  $\gamma$ , is too feeble to

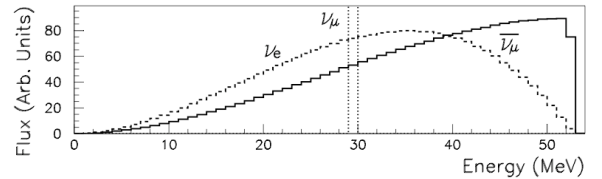


FIG. 1: Energy distribution of neutrinos in a DAR beam

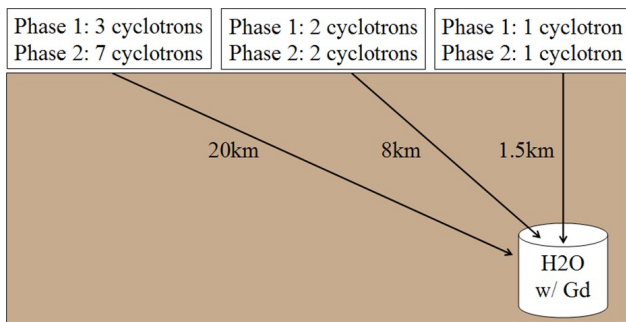


FIG. 2: Proposed experimental layout. Each phase corresponds to a 5-year data-taking period with each of the three source sites on for 20% of the time. (Phase 2 is an example; the number of cyclotrons will be optimized based on Phase 1 measurements.)

be efficiently observed in a large Cerenkov detector. For that reason, doping with gadolinium (Gd), which has a high capture rate and a short capture time, is proposed [11]. Neutron capture on Gd produces multiple photons totaling  $\sim 8$  MeV which can be observed with 67% efficiency [12]. Gd-doping of water is under development [13]. In IBD events, the energy of the neutrino is related to the energy of the positron and kinetic energy of the neutron,  $K$ , by  $E_{\bar{\nu}} = E_{e^+} + (M_n - M_p) + K$  [14].

The accelerators are placed at three separate baselines,  $L$ , for the  $\bar{\nu}_\mu \rightarrow \bar{\nu}_e$  search (see Fig. 2). Each set of accelerators at the three sites runs for a 20% duty factor interspersed in time; the other 40% of the time is used to collect beam-off data. The longest baseline is  $L = 20$  km, where  $\sim 40$  MeV  $\bar{\nu}_\mu$  are at oscillation maximum for the measured value of  $\Delta m_{31}^2$ . In this case, term 2 of Eq. 1 will contribute while term 3 will not. A mid-baseline accelerator site is located at  $L = 8$  km, where term 3 of Eq. 1 is non-zero. The shortest baseline accelerator site is at  $L = 1.5$  km, directly above the DUSEL detector. At this location, the neutrino-electron elastic scattering rates are sufficient to allow precision measurement of the neutrino flux normalization as discussed below. We propose multiple accelerators at the various locations (see Fig. 2), which is feasible because of the low cost per machine. For the  $L$  of a given event to be well-determined, the beams from each location are staggered in time.

Term 3 of Eq. 1 leads to an inherent ambiguity between  $\delta_{CP}$  and the mass hierarchy. We assume that on the timescale of the measurements presented here, the mass hierarchy will be measured using LBNE[10] or atmospheric neutrino measurements.[15]. For the sensitivity estimates, we choose the normal hierarchy as the example model.

We present a two-phase experiment, where the design has flexibility in the second phase. In our case, each phase represents five years. The first phase explores the oscillation space at  $\sim 3\sigma$  and requires one accelerator at the near location, two at the mid-location and three at the far location. Once a signal for  $CP$  violation has been localized, the strategy for the second phase can be de-

Parameter	Present:			Assumed Future:		
	Value	Uncert. ( $\pm$ )	Ref.	Value	Uncert. ( $\pm$ )	Ref.
$\Delta m_{21}^2 \times 10^{-5} \text{eV}^2$	7.65	0.23	[2]	7.65	—	—
$\Delta m_{31}^2 \times 10^{-3} \text{eV}^2$	2.40	0.12	[2]	2.40	0.02	[4]
$\sin^2(2\theta_{12})$	0.846	0.033	[2]	0.846	—	—
$\sin^2(2\theta_{23})$	1.00	0.02	[2]	1.00	0.005	[5]
$\sin^2(2\theta_{13})$	0.06	0.04	[3]	0.05	0.005	[6]

TABLE I: Left: Present values and uncertainties for oscillation parameters, reported in the references. Right: Future expectations used in this study.

termined. As an example for phase 2, we have chosen a design with one, two and seven accelerators. This design matches the sensitivity of a run of LBNE with  $30 \times 10^{20}$  protons on target in neutrino mode followed by  $30 \times 10^{20}$  protons on target in antineutrino mode [10].

This design is unique among proposals for  $CP$  violation searches and complementary to the present plans [6, 10]. The measurement is done with antineutrinos, while all existing proposals rely heavily on neutrino data. The neutrino production systematics are different and well-controlled. Because of the low energy, the interaction systematics are also different. Varying  $L$ , while employing a single detector is novel and reduces systematics. A two-phase program which allows an optimized measurement strategy is powerful and potentially cost-saving.

## II. EVENT TYPES AND BACKGROUNDS

The energy range of the analysis is  $20 < E_\nu < 55$  MeV. The lower cut renders potential backgrounds from radioactive decay and spallation negligible. The upper cut is chosen because of the 52.8 MeV signal endpoint.

In this energy range, three types of interactions must be considered. First is the IBD signal, with an estimated reconstruction efficiency of  $\epsilon_{recon} = 67\%$ , based on studies for Super-K [12]. Second is  $\nu_e + O \rightarrow e^- + F$  (“ $\nu_e O$ ”), with a suppressed cross section relative to IBD due to nuclear effects [16, 17] and no neutron capture. Third is neutrino-electron elastic scattering ( $\nu_e$ ES)  $\nu_e + e^- \rightarrow \nu_e + e^-$ . This is separable from  $\nu_e O$  by angular cuts [18, 19] and, so, can be used for the flux normalization. For  $\nu_e O$  and  $\nu_e$ ES events, we estimate  $\epsilon_{recon} = 75\%$  [18].

Beam-off backgrounds arise from three sources: atmospheric  $\nu_\mu p$  scatters with muons below Cerenkov threshold which stop and decay (“invisible muons”), atmospheric IBD events, and diffuse supernova neutrinos. These are all examples of correlated backgrounds; accidental beam-off backgrounds are estimated to be negligible. The rates of these correlated backgrounds are scaled from analyses for the GADZOOKS experiment [11]. The interaction rates of the beam-off backgrounds are well-measured during the 40% beam-off running fraction.

The beam-on backgrounds have both accidental and

Event Type	1.5 km	8 km	20 km
IBD Oscillation Events ( $E_\nu > 20$ MeV)			
$\delta_{CP} = 0^\circ$ , Normal Hierarchy	763	1270	1215
" , Inverted Hierarchy	452	820	1179
$\delta_{CP} = 90^\circ$ , Normal Hierarchy	628	1220	1625
" , Inverted Hierarchy	628	1220	1642
$\delta_{CP} = 180^\circ$ , Normal Hierarchy	452	818	1169
" , Inverted Hierarchy	764	1272	1225
$\delta_{CP} = 270^\circ$ , Normal Hierarchy	588	870	756
" , Inverted Hierarchy	588	870	766
IBD from Intrinsic $\bar{\nu}_e$ ( $E_\nu > 20$ MeV)	600	42	17
IBD Non-Beam ( $E_\nu > 20$ MeV)			
atmospheric $\nu_\mu p$ "invisible muons"	270	270	270
atmospheric IBD	55	55	55
diffuse SN neutrinos	23	23	23
$\nu_e$ -e Elastic ( $E_\nu > 10$ MeV)	16750	1178	470
$\nu_e$ -Oxygen ( $E_\nu > 20$ MeV)	101218	7116	2840

TABLE II: Event samples for the combined two-phase run for  $\sin^2 2\theta_{13} = 0.05$  and parameters from Table I (future).

correlated sources. The accidental backgrounds arise from the  $\nu_e$  in the beam which are followed by a neutron-like event. This background is estimated to be very small using the measurements from the Super-K Gd-doping study[12]. Correlated backgrounds are produced by the intrinsic  $\bar{\nu}_e$  content of the beam. This is reduced by careful design of the beam stop. We assume a long water target embedded in a copper absorber, surrounded by steel for each cyclotron. We target at 100 degrees from the detector to reduce decay-in-flight (DIF) backgrounds. For 2 GeV protons on target, the pion yields,  $\pi^+/p$  ( $\pi^-/p$ ), are 0.43 (0.056). with a  $\pi^+$  ( $\pi^-$ ) DIF fraction of 0.017 (0.025). The decays of  $\mu^-$ 's are further reduced by a factor of 8.3 since the  $\mu^-$  will be captured before decaying. The compact design decreases the  $\bar{\nu}_e$  production compared to LAMPF/LANCE by a factor of 1.7. The beam has a  $\bar{\nu}_e/\nu_e$  ratio of  $4 \times 10^{-4}$ .

### III. SYSTEMATIC ERRORS

The multiple-DAR-source design is an elegant choice for precision oscillation physics because the beam and detector systematics are low. The shape of the DAR flux with energy is known to high precision and is common among the various distances, thus shape comparisons will have small uncertainties. The neutrino flux from the three distances is accurately determined from the direct measurement of the  $\pi^+$  production rate using  $\nu_e$ ES events from the near accelerator. Existing proton rate monitors assure that relative proton intensities are understood to 0.1%. The interaction and detector systematic errors are low since all events are detected in a single detector. The IBD cross section for the signal is well-known [14]. The fiducial volume error on the IBD events is also small due to the extreme volume-to-surface-area ratio of the ultra-large detector.

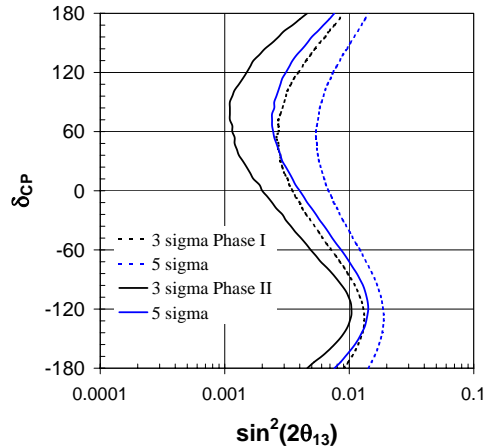


FIG. 3: Phase 1 and Combined-phase sensitivity to  $\theta_{13} \neq 0$  at  $3\sigma$  and  $5\sigma$ .

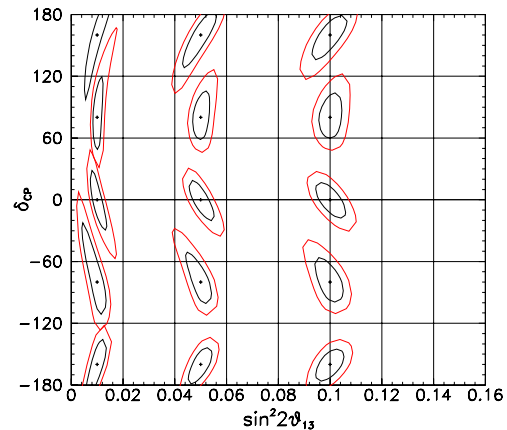


FIG. 4: Correlated sensitivity (1 and  $2\sigma$  contours) to  $\delta_{CP}$  and  $\sin^2 2\theta_{13}$  for the combined two-phase running.

The largest systematic errors arise from the  $\nu_e$ ES sample used to determine the absolute normalization of the flux. The error on this cross section is 0.5% due to a 0.7% uncertainty from the NuTeV  $\sin^2 \theta_W$  measurement [20]. We assume a 2.1% energy scale error [21] which leads to a 1% error on the DAR flux when a  $E_{vis} > 10$  MeV cut on the events is applied. The  $\nu_e$  events on oxygen and IBD events with a missing neutron can be separated from the  $\nu_e$ ES sample since the angular distribution of  $\nu_e$ ES events is very forward-peaked, while these backgrounds have a broad distribution [19]. We take the uncertainty from contamination by these events to be negligible. The uncertainty of the electron-to-free-proton ratio in water is also very small. Adding the  $\nu_e$ ES systematics in quadrature, the systematic error on the IBD flux is expected to be 1.1%. For the total error on the IBD flux, one must then add the  $\nu_e$ ES statistical error in quadrature, which depends on the running period.

$\sin^2 2\theta_{13}/\delta_{CP}$	-180	-90	0	90	135
0.01	52.5	47.2	29.0	38.8	48.5
0.05	21.6	21.9	19.5	25.6	30.4
0.09	18.3	19.9	17.6	23.8	26.3
0.01	51.3	45.5	26.9	36.7	46.9
0.05	19.9	21.2	18.2	24.2	29.6
0.09	16.8	19.2	16.5	22.6	25.3

TABLE III: The  $1\sigma$  measurement uncertainty on  $\delta_{CP}$  for various values of  $\sin^2 \theta_{13}$  for the combined two-phase data. Top: Systematic and statistical errors. Bottom: Statistics only.

The other significant systematic error is on the efficiency for neutron detection in IBD events. To reduce uncertainties, neutrons are tagged via timing rather than position reconstruction. This leads to an inefficiency for neutrons outside of the timing window with a systematic uncertainty of 0.5% [12].

#### IV. OSCILLATION SENSITIVITIES

Sensitivity estimates were made by calculating the  $\chi^2$  for a given set of predicted events and investigating the  $\chi^2$  minimization and excursion, using a method similar to Ref. [6]. Matter effects were included in the fit, but are negligible due to the short baseline. Systematic uncertainties (see Sec. III and Table I) were constrained by pull-term contributions to the  $\chi^2$  of the form  $(k_i - 1)^2 / \sigma_i^2$ , where  $\sigma_i^2$  are the uncertainties. Results are given for two scenarios (see Fig. 2): Phase 1 and Phase 1+2 combined. Table II gives the event samples associated with the combined phases, for the various classes of oscillation, background, and calibration events.

The sensitivity for observing a non-zero value for  $\theta_{13}$  at the 3 and  $5\sigma$  CL as a function of  $\delta_{CP}$  is shown in Fig. 3 for combined two-phase running. This sensitivity meets

that of LBNE, but is inverted in its  $\delta_{CP}$  dependence [10].

The combined two-phase running yields a  $4.1\sigma$  measurement of  $\delta_{CP}$  at the test point of  $\sin^2 2\theta_{13} = 0.05$  and  $\delta_{CP} = -90^\circ$ , as shown in Table III (top). The correlated measurement uncertainties are shown in Fig. 4 for 1 and  $2\sigma$  contours. Table III (bottom), which provides the statistical uncertainty, indicates that the measurement is statistics-limited.

#### V. CONCLUSIONS

We have described a novel experiment to search for  $CP$  violation in the neutrino sector. This experiment is relatively low cost, employing multiple high-powered compact cyclotrons located at  $L = 1.5$  km, 8 km and 20 km from a large water Cerenkov detector. Using the example of the DUSEL detector, for  $\sin^2 2\theta_{13} = 0.05$ , the  $CP$  violation parameter  $\delta_{CP}$  can be measured to the level of LBNE ( $> 4\sigma$ ) in a 2-phase 10-year run.

The complementary nature of this measurement makes it a compelling addition to the program. This experiment will probe for  $CP$  violation with antineutrinos, unlike the present program which relies heavily on neutrino interactions. The systematics are also quite different and low compared to present planned experiments. As a result, this experiment will provide a powerful input to our global search for new physics in the neutrino sector.

#### Acknowledgments

The authors thank the DAE $\delta$ ALUS group for discussions, especially Timothy Antaya, William Barletta and William Louis. We thank the National Science Foundation for support.

- 
- [1] H. Nunokawa, S. J. Parke and J. W. F. Valle, Prog. Part. Nucl. Phys. **60**, 338 (2008).
  - [2] T. Schwetz, M. A. Tortola and J. W. F. Valle, New J. Phys. **10**, 113011 (2008).
  - [3] G. L. Fogli, E. Lisi, A. Marrone, A. Palazzo and A. M. Rotunno, arXiv:0905.3549 [hep-ph].
  - [4] T. Schwetz, Acta Phys. Polon. B **36**, 3203 (2005).
  - [5] P. Huber, M. Lindner, T. Schwetz and W. Winter, JHEP **0911**, 044 (2009).
  - [6] K. B. M. Mahn and M. H. Shaevitz, Int. J. Mod. Phys. A **21**, 3825 (2006).
  - [7] Private Communication. For further information on the Gigatron, contact T. Antaya, NW22-139, 77 Massachusetts Avenue, Cambridge, Ma 02139.
  - [8] M. Aoki, K. Hagiwara and N. Okamura, Phys. Lett. B **554**, 121 (2003).
  - [9] A. de Bellefon *et al.*, arXiv:hep-ex/0607026.
  - [10] V. Barger *et al.*, arXiv:0705.4396 [hep-ph].
  - [11] J. F. Beacom and M. R. Vagins, Phys. Rev. Lett. **93**, 171101 (2004).
  - [12] H. Watanabe *et al.* [Super-Kamiokande Collaboration], arXiv:0811.0735 [hep-ex].
  - [13] S. Dazeley, A. Bernstein, N. S. Bowden and R. Svoboda, Nucl. Instrum. Meth. A **607**, 616 (2009).
  - [14] P. Vogel and J. F. Beacom, Phys. Rev. D **60**, 053003 (1999).
  - [15] R. Gandhi, *et al.*, Phys. Rev. D **76**, 073012 (2007).
  - [16] R. Lazauskas and C. Volpe, Nuc. Phys. **A729**, 219 (2007).
  - [17] W. C. Haxton, Phys. Rev. D **36**, 2283 (1987).
  - [18] L. B. Auerbach *et al.* [LSND Collaboration], Phys. Rev. D **63**, 112001 (2001).
  - [19] W. C. Haxton, Phys. Rev. C **37**, 2660 (1988).
  - [20] T. Adams *et al.* [NuSONG Collaboration], Int. J. Mod. Phys. A **24**, 671 (2009).
  - [21] Y. Ashie *et al.* [Super-Kamiokande Collaboration], Phys. Rev. D **71**, 112005 (2005).